

SECURITIES AND EXCHANGE COMMISSION
SEC FORM 20-IS

INFORMATION STATEMENT PURSUANT TO SECTION 17.1(b)
OF THE SECURITIES REGULATION CODE

1. Check the appropriate box:

Preliminary Information Statement

Definitive Information Statement

2. Name of Registrant as specified in its charter

UNIVERSAL ROBINA CORPORATION

3. Province, country or other jurisdiction of incorporation or organization

Philippines

4. SEC Identification Number

9170

5. BIR Tax Identification Code

040000400016

6. Address of principal office

8th Floor, Tera Tower, Bridgetowne, E. Rodriguez, Jr. Avenue (C5 Road), Ugong Norte,
Quezon City, Metro Manila

Postal Code

1110

7. Registrant's telephone number, including area code

(632) 86337631 to 40

8. Date, time and place of the meeting of security holders

May 13, 2021, 11:00 A.M., Via remote communication at <https://bit.ly/URC2021ASM> in
accordance with the rules of the Securities and Exchange Commission

9. Approximate date on which the Information Statement is first to be sent or given to security holders

Apr 15, 2021

10. In case of Proxy Solicitations:

Name of Person Filing the Statement/Solicitor

N/A

Address and Telephone No.

N/A

11. Securities registered pursuant to Sections 8 and 12 of the Code or Sections 4 and 8 of the RSA
(information on number of shares and amount of debt is applicable only to corporate registrants):

Title of Each Class	Number of Shares of Common Stock Outstanding and Amount of Debt Outstanding
Common	2,204,161,868

13. Are any or all of registrant's securities listed on a Stock Exchange?

Yes No

If yes, state the name of such stock exchange and the classes of securities listed therein:

Universal Robina Corporation's common stock is listed on the Philippine Stock Exchange.

The Exchange does not warrant and holds no responsibility for the veracity of the facts and representations contained in all corporate disclosures, including financial reports. All data contained herein are prepared and submitted by the disclosing party to the Exchange, and are disseminated solely for purposes of information. Any questions on the data contained herein should be addressed directly to the Corporate Information Officer of the disclosing party.



Universal Robina Corporation URC

PSE Disclosure Form 17-5 - Information Statement for Annual or Special Stockholders' Meeting *References: SRC Rule 20 and Section 17.10 of the Revised Disclosure Rules*

Date of Stockholders' Meeting	May 13, 2021
Type (Annual or Special)	Annual
Time	11:00 A.M.
Venue	Via remote communication at https://bit.ly/URC2021ASM in accordance with the rules of the Securities and Exchange Commission
Record Date	Apr 5, 2021

Inclusive Dates of Closing of Stock Transfer Books

Start Date	N/A
End date	N/A

Other Relevant Information

Please find attached the Definitive Information Statement filed with the Securities and Exchange Commission in connection with the Annual Meeting of the Stockholders of Universal Robina Corporation to be held on May 13, 2021.

Filed on behalf by:

Name	Maria Celia Fernandez-Estavillo
------	---------------------------------

Designation	Chief Legal Counsel and Corporate Secretary
--------------------	---

COVER SHEET

									9		1		7		0
--	--	--	--	--	--	--	--	--	---	--	---	--	---	--	---

SEC Registration Number

U	N	I	V	E	R	S	A	L	R	O	B	I	N	A	C	O	R	P	O	R	A	T	I	O	N

(Company's Full Name)

8	t	h	F	l	o	o	r	,	T	e	r	a	T	o	w	e	r	,	B	r	i	d	g	e	t	o	w	n	e	,
E	.	R	o	d	r	i	g	u	e	z	,	J	r	.	A	v	e	n	u	e	(C	5	R	o	a	d)	,	
U	g	o	n	g	N	o	r	t	e	,	Q	u	e	z	o	n	C	i	t	y	,	M	e	t	r	o				
M	a	n	i	l	a																									

(Business Address: No. Street City/Town/Province)

Atty. Maria Celia H. Fernandez-Estavillo
Corporate Secretary

(Contact Person)

8633-7631 to 40

(Company Telephone Number)

1	2	3	1
---	---	---	---

Month Day
(Fiscal Year)

2	0	-	I	S
---	---	---	---	---

(Form Type)

last Wednesday of May

Month Day
(Annual Meeting)

Definitive Information Statement

Issuer of Securities under SEC-BED Order No. 235, Series of 1994 and SEC-CFD Order No. 015, Series of 2006

(Secondary License Type, If Applicable)

Dept. Requiring this Doc.

Amended Articles Number/Section

Total No. of Stockholders

Domestic

Foreign

To be accomplished by SEC Personnel concerned

File Number

_____ LCU

Document ID

_____ Cashier

STAMPS


Remarks: Please use BLACK ink for scanning purposes.

CERTIFICATION

I, Maria Celia H. Fernandez-Estavillo, Chief Legal Counsel and Corporate Secretary of Universal Robina Corporation (the "Corporation") with SEC registration number 9170, with principal office address at 8th Floor, Tera Tower, Bridgetowne, E. Rodriguez, Jr. Avenue (C5 Road), Ugong Norte, Quezon City, Metro Manila, hereby state under oath that:


1. On behalf of the Corporation, I have caused this SEC Form 20-IS to be prepared;
2. I read and understood its contents which are true and correct of my own personal knowledge and/or based on true records;
3. The Corporation will comply with the requirements set forth in SEC Notice dated June 24, 2020 for a complete and official submission of reports and/or documents through electronic mail; and
4. I am fully aware that documents filed online which require pre-evaluation and/or processing fee shall be considered complete and officially received only upon payment of a filing fee.

IN WITNESS WHEREOF, I have hereunto set my hand this 10 APR 2021 at Pasig City.


MARIA CELIA H. FERNANDEZ-ESTAVILLO
Chief Legal Counsel and Corporate Secretary

SUBSCRIBED AND SWORN to before me this 10 APR 2021 at Pasig City, affiant exhibiting to me her TIN ID with No. 144-289-419.

Doc No. 001 ;
Page No. 002 ;
Book No. 3 ;
Series of 2021.


ANDREE RIA B. BUATA-AGUERO
Notary Public for Pasig, San Juan, and Pateros
Notarial Commission No. 1004 extended
until June 30, 2021 pursuant to Department Order No. 3795
40th Floor, Robinsons Equitable Tower, E. Rodriguez Ave.
cor. Poveda Road, Pasig City 1605
TIN No. 55181
PTR No. 8540378/01-11-2021/Quezon City
IBP Receipt No. 144096/01-05-2021/Rizal Chapter

NOTICE OF ANNUAL MEETING OF STOCKHOLDERS

MAY 13, 2021

Notice is hereby given that the Annual Meeting of the Stockholders of UNIVERSAL ROBINA CORPORATION will be held via videoconferencing at <https://bit.ly/URC2021ASM> on May 13, 2021 at 11:00 A.M., in accordance with the rules of the Securities and Exchange Commission.

The Agenda for the meeting is as follows:

1. Proof of notice of the meeting and existence of a quorum.
2. Reading and approval of the Minutes of the Annual Meeting of the Stockholders held on May 14, 2020.
3. Approval to amend Article Second of the Articles of Incorporation of the Corporation in order to include additional clauses in the Corporation's primary and secondary purposes.
4. Presentation of annual report and approval of the financial statements for the preceding year.
5. Election of Board of Directors.
6. Appointment of External Auditor.
7. Ratification of the acts of the Board of Directors and its committees, officers and management.
8. Consideration of such other matters as may properly come during the meeting.
9. Adjournment.

A brief explanation of the agenda items which require stockholders' approval is provided herein. The Information Statement to be sent to the stockholders shall contain more detail regarding the rationale and explanation for each of such agenda items.

In light of current conditions and in support of the efforts to contain the outbreak of COVID-19, stockholders may only attend the meeting via remote communication. Stockholders intending to participate via remote communication must notify the Corporation by email to corporate.secretary@urc.com.ph on or before May 6, 2021.

Stockholders who wish to cast their votes may do so via the method provided for voting *in absentia*, or by accomplishing the attached proxy form. The procedures for attending the meeting via remote communication and for casting votes *in absentia* are explained further in the Information Statement.

Shareholders who wish to vote by proxy shall send the proxies via email to corporate.secretary@urc.com.ph or hard copies to the Office of the Corporate Secretary, 40F Robinsons Equitable Tower, ADB Avenue cor. Poveda Road, Ortigas Center, Pasig City. Pursuant to Section 8, Article VI of the Amended By-Laws of Universal Robina Corporation proxies must be received by the Corporate Secretary for inspection and recording not later than five (5) working days before the time set for the meeting, or not later than May 6, 2021. Validation of proxies shall be held on May 10, 2021. **We are not soliciting proxies.**

Only stockholders of record as of April 5, 2021 shall be entitled to vote.

By Authority of the Chairman


MARIA CELIA H. FERNANDEZ-ESTAVILLO
Corporate Secretary

**ANNUAL MEETING OF STOCKHOLDERS
MAY 13, 2021**

EXPLANATION OF AGENDA ITEMS FOR STOCKHOLDERS' APPROVAL

The Corporation has established a procedure for the registration of and voting *in absentia* by stockholders at the annual meeting, as allowed under Sections 23 and 57 of the Revised Corporation Code. A stockholder or member who participates through remote communication or votes *in absentia* shall be deemed present for purposes of quorum.

The following is a summary of the guidelines for voting and participation in the meeting:

- (i) Stockholders may attend the meeting by viewing the livestream at this link: <https://bit.ly/URC2021ASM>. The livestream shall be broadcast via Microsoft Teams. Please refer to Annex E of the Information Statement for the detailed guidelines for participation via remote communication.
- (ii) Questions and comments on the items in the Agenda may be sent to corporate.secretary@urc.com.ph. Questions or comments received on or before May 6, 2021 may be responded to during the meeting. Any questions not answered during the meeting shall be answered via email.
- (iii) Each item in the agenda for approval of the stockholders will be shown on the screen during the livestreaming as the same is taken up at the meeting.
- (iv) Stockholders may cast their votes on any item in the agenda for approval via the following modes on or before May 6, 2021:
 - a. By sending their proxies appointing the Chairman of the meeting to the Corporate Secretary;
OR
 - b. By voting *in absentia*, subject to validation procedures. Please refer to Annex E of the Information Statement for the detailed procedure for registration and voting *in absentia*.
- (v) Stockholders may cast their votes on any item in the agenda for approval by sending their proxies appointing the Chairman of the meeting to the Corporate Secretary by email to corporate.secretary@urc.com.ph or hard copies to the Office of the Corporate Secretary, 40F Robinsons Equitable Tower, ADB Avenue cor. Poveda Road, Ortigas Center, Pasig City on or before May 6, 2021.
 - a. Stockholders holding shares through a broker may course their proxies through their respective brokers, which shall issue a certification addressed to the Corporate Secretary and duly-signed by their authorized representative, stating the number of shares being voted and the voting instructions on the matters presented for approval.
 - b. Stockholders may also send their duly-executed proxies directly to the Corporate Secretary. The proxies shall be sent together with the following supporting documents:
 - i. Government-issued identification (ID) of the Stockholder;
 - ii. For Stockholders with joint accounts: The proxy from must be signed by all joint Stockholders. Alternatively, they may submit a scanned copy of an authorization letter signed by all Stockholders, identifying who among them is authorized to sign the proxy.
 - iii. If holding shares through a broker, the certification from the broker stating the name of the beneficial owner and the number of shares owned by such Stockholder.
- (vi) Stockholders intending to participate via remote communication who have not sent their proxies or voted *in absentia* must notify the Corporation by email to corporate.secretary@urc.com.ph on or before May 6, 2021 in order to be counted for quorum. The email shall contain the following:
 - a. If holding shares through a broker, certification from the broker stating the name of the beneficial owner and the number of shares owned by such Stockholder;
 - b. Government-issued identification (ID) of the Stockholder.
- (vii) For purposes of quorum, the following stockholders shall be deemed present:
 - a. Those who sent in their proxies before the deadline;
 - b. Those who voted in absentia before the cut off time; and
 - c. Those who notified the Corporation before the deadline of their intention to participate via remote communication.

- (viii) The Office of the Corporate Secretary shall tabulate all votes received and an independent third party will validate the results. During the meeting, the Secretary shall report the votes received and inform the stockholders if the particular agenda item is carried or disapproved. The votes cast for each item for approval under the agenda will be shown on the screen.
-

Reading and approval of the Minutes of the Annual Meeting of the Stockholders held on May 14, 2020

Copies of the minutes will be distributed to the stockholders before the meeting and will be presented to the stockholders for approval.

Approval to amend Article Second of the Articles of Incorporation of the Corporation in order to include additional clauses in the Corporation's primary and secondary purposes

The following amendments to Article Second of the Articles of Incorporation of the Corporation are being proposed in order to incorporate the following changes in the Corporation's primary and secondary purposes:

- (i) the enumeration of additional products for manufacture and the inclusion of the distribution and tolling activities of the Corporation in the primary purpose; and
- (ii) the inclusion of the business of producing and manufacturing pharmaceutical-grade alcohol in the secondary purpose.

Presentation of annual report and approval of the financial statements for the preceding year

The annual report and the financial statements for the preceding fiscal year will be presented to the stockholders for approval.

Election of Board of Directors

After having undergone the nomination process as conducted by the Corporate Governance Committee, the nominees for election as members of the Board of Directors, including independent directors, will be presented to the stockholders. The profiles of the nominees shall be provided in the Information Statement to be sent to stockholders. The members of the Board of Directors of the Corporation shall be elected by plurality vote.

Appointment of External Auditor

The Corporation's external auditor is SyCip Gorres Velayo & Co. and will be nominated for reappointment for the current fiscal year.

Ratification of the acts of the Board of Directors and its committees, officers and management

Ratification of the acts of the Board of Directors and its committees, officers and management of the Corporation since the last annual stockholders' meeting up to the current stockholders' meeting, as duly recorded in the corporate books and records of the Corporation, will be requested.

Consideration of such other matters as may properly come during the meeting

The Chairman will open the floor for comments and questions by the stockholders. The Chairman will decide whether matters raised by the stockholders may be properly taken up in the meeting or in another proper forum.

WE ARE NOT SOLICITING YOUR PROXY

Stockholders who wish to cast their votes may do so via the method provided for voting *in absentia*, or by accomplishing the proxy form provided below. The detailed procedure for casting votes *in absentia* is attached as Annex E of the Information Statement.

Stockholders who wish to vote by proxy shall send the proxies via email to corporate.secretary@urc.com.ph or hard copies to the Office of the Corporate Secretary, 40F Robinsons Equitable Tower, ADB Avenue cor. Poveda Road, Ortigas Center, Pasig City not later than May 6, 2021.

P R O X Y

The undersigned stockholder of **UNIVERSAL ROBINA CORPORATION** (the “Corporation”), hereby appoints the Chairman of the meeting, as attorney-in-fact and proxy, to represent and vote all shares registered in his/her/its name at the Annual Meeting of the Stockholders of the Corporation to be held on **May 13, 2021** and adjournments and postponements thereof, for the purpose of acting on the following matters as fully to all intents and purposes as she/he/it might do if present and acting in person, and hereby ratifying and confirming all that the said attorney shall lawfully do or cause to be done by virtue of these presents:

1. Approval of the Minutes of the Annual Meeting of the Stockholders held on May 14, 2020.

____ Yes ____ No ____ Abstain

2. Approval of the financial statements for the preceding year.

____ Yes ____ No ____ Abstain

3. Approval to amend Article Second of the Articles of Incorporation of the Corporation in order to include additional clauses in the Corporation’s primary and secondary purposes

____ Yes ____ No ____ Abstain

4. Election of Board of Directors.

	Yes	No	Abstain
1. James L. Go	_____	_____	_____
2. Lance Y. Gokongwei	_____	_____	_____
3. Patrick Henry C. Go	_____	_____	_____
4. Johnson Robert G. Go, Jr.	_____	_____	_____
5. Irwin C. Lee	_____	_____	_____

Independent Directors

6. Cesar V. Purisima	_____	_____	_____
7. Rizalina G. Mantaring	_____	_____	_____
8. Christine Marie B. Angco	_____	_____	_____
9. Antonio Jose U. Periquet, Jr.	_____	_____	_____

5. Appointment of SyCip Gorres Velayo & Co. as external auditor.

____ Yes ____ No ____ Abstain

6. Ratification of the acts of the Board of Directors and its committees, officers and management.

____ Yes ____ No ____ Abstain

7. At his/her discretion, the proxy named above is authorized to vote upon such other matters as may properly come during the meeting.

____ Yes ____ No ____ Abstain

PRINTED NAME OF STOCKHOLDER

SIGNATURE OF STOCKHOLDER /
AUTHORIZED SIGNATORY

ADDRESS OF STOCKHOLDER

CONTACT/TELEPHONE NUMBER

DATE

This proxy shall continue until such time as the same is withdrawn by me through notice in writing delivered to the Corporate Secretary at least three (3) working days before the scheduled meeting on **May 13, 2021**.

A PROXY SUBMITTED BY A CORPORATION SHOULD BE ACCOMPANIED BY A CORPORATE SECRETARY’S CERTIFICATE QUOTING THE BOARD RESOLUTION DESIGNATING A CORPORATE OFFICER TO EXECUTE THE PROXY. IN ADDITION TO THE ABOVE REQUIREMENT FOR CORPORATIONS, A PROXY FORM GIVEN BY A BROKER OR CUSTODIAN BANK IN RESPECT OF SHARES OF STOCK CARRIED BY SUCH BROKER OR CUSTODIAN BANK FOR THE ACCOUNT OF THE BENEFICIAL OWNER MUST BE ACCOMPANIED BY A CERTIFICATION UNDER OATH STATING THAT THE BROKER OR CUSTODIAN BANK HAS OBTAINED THE WRITTEN CONSENT OF THE ACCOUNT HOLDER.

UNIVERSAL ROBINA CORPORATION

CERTIFICATE

I, MARIA CELIA H. FERNANDEZ-ESTAVILLO, of legal age, Filipino, with office address at the 40th Floor, Robinsons Equitable Tower, ADB Avenue corner Poveda St., Ortigas Center, Pasig City, after having been duly sworn in accordance with law, hereby certify that:


1. I am the duly elected and qualified Corporate Secretary of Universal Robina Corporation (the "Corporation") with principal office address at the 8th Floor, Tera Tower, Bridgetowne, E. Rodriguez, Jr. Avenue (C5 Road), Ugong Norte, Quezon City, Metro Manila.
2. There are no directors, independent directors or officers of the Corporation who are currently appointed in any government agency or is an employee of any government agency.


MARIA CELIA H. FERNANDEZ-ESTAVILLO
Corporate Secretary

SUBSCRIBED AND SWORN TO before me this 23 MAR 2021 at PASIG CITY affiant exhibited to me her Social Security System ID with no. 33-1625577-9.

Doc No. 437 ;
Page No. 96 ;
Book No. 2 ;
Series of 2021.

/kdc


ANDRE RIA B. BUZETA-ACERO
Notary Public for Pasig, San Juan, and Pateros
Notarial Commission No. 248 extended
until June 30, 2021 pursuant to Bar Matter No. 3795
40th Floor Robinsons Equitable Tower, ADB Ave.
cor. Poveda Road, Ortigas Center, Pasig City 1605
Roll of Attorneys No. 55199
PTR No. 8540878/01-11-2021/Makati City
IBP Receipt No. 144096/01-05-2021/Rizal Chapter

UNIVERSAL ROBINA CORPORATION (“URC”)

**PROFILES OF THE NOMINEES FOR ELECTION TO THE BOARD OF DIRECTORS
FOR THE YEAR 2021**

1. Name : James L. Go
Age : 81
Designation : Chairman Emeritus

Business experience and education:

Mr. James L. Go is the Chairman Emeritus of URC. He is also the Chairman of JG Summit Holdings, Inc. (JGSHI) and Cebu Air, Inc. He is the Chairman and Chief Executive Officer of Oriental Petroleum and Minerals Corporation. He is the Chairman Emeritus of Robinsons Land Corporation, JG Summit Petrochemical Corporation and JG Summit Olefins Corporation. He is the Vice Chairman of Robinsons Retail Holdings, Inc. and a Director of Meralco Powergen Corporation. He is also the President and Trustee of the Gokongwei Brothers Foundation, Inc. He has been a director of PLDT, Inc. (PLDT) since November 3, 2011. He is a member of the Technology Strategy and Risk Committees and Advisor of the Audit Committee of the Board of Directors of PLDT. He was elected a director of Manila Electric Company on December 16, 2013. Mr. James L. Go received his Bachelor of Science Degree and Master of Science Degree in Chemical Engineering from Massachusetts Institute of Technology, USA.

2. Name : Lance Y. Gokongwei
Age : 54
Designation : Chairman of the Board of Directors

Business experience and education:

Mr. Lance Y. Gokongwei is the Chairman of URC. He is the President and Chief Executive Officer of JGSHI. He is also the Chairman of Robinsons Retail Holdings, Inc., Robinsons Land Corporation, Altus Property Ventures, Inc., JG Summit Petrochemical Corporation, JG Summit Olefins Corporation and Robinsons Bank Corporation. He is the President and Chief Executive Officer of Cebu Air, Inc. He is a director and Vice Chairman of Manila Electric Company and is a director of Oriental Petroleum and Minerals Corporation, United Industrial Corporation Limited, and Meralco Powergen Corporation. He is a member of the Board of Global Reporting Initiative. He is a trustee and Chairman of the Gokongwei Brothers Foundation, Inc. He received his Bachelor of Science degree in Finance and Bachelor of Science degree in Applied Science from the University of Pennsylvania.

3. Name : Irwin C. Lee
Age : 56
Designation : President and Chief Executive Officer

Business experience and education:

Mr. Irwin C. Lee is the President and Chief Executive Officer of URC effective May 14, 2018. Prior to joining URC, he was the Chief Executive Officer of Rustan Supercenters, Inc. and a director of Rose Pharmacy under Jardine Matheson’s Dairy Farm Group. He brings with him more than 35 years of work experience in fast-moving consumer foods and retail across Asia, Europe and the US. He started in Procter and Gamble (P&G) as a Finance Analyst and rose to key executive finance roles in various

countries, including Chief Finance Officer roles in Indonesia, Japan/Korea and Greater China. In 2004, he was appointed Vice President for P&G Greater China with dual roles as Chief Marketing Officer and as General Manager for the laundry detergent business, which he drove to market leadership. In 2007, he was appointed Vice President/Managing Director for P&G UK and Ireland, where he delivered profitable growth through two recessions and led P&G's London 2012 Olympics program. In 2014, he rose to become P&G's Regional Head for Northern Europe, leading commercial operations across UK, Ireland, Sweden, Denmark, Norway and Finland, and integrating P&G's second largest international regional cluster. While in the UK, he spearheaded industry initiatives for connecting businesses to communities and enhancing employee engagement and well-being. After P&G, he served as Global Strategic Advisor for McKinsey and Co. to consumer and retail sector partners and engagement managers. He also sat as Board Director and Remuneration Committee Chairman for Wm Morrison Supermarkets Plc (one of UK's top 4 grocery retailers). Mr. Irwin Lee graduated with a Bachelor of Science Degree in Commerce Major in Accounting from the De La Salle University Manila, Summa Cum Laude. He finished third in the CPA Licensure Exams in 1985.

4. Name : Patrick Henry C. Go
 Age : 50
 Designation : Executive Vice President

Business experience and education:

Patrick Henry C. Go is a director and an Executive Vice President of URC. He also heads the URC Packaging (BOPP) Division and Flexible Packaging Division. He is the President and Chief Executive Officer of JG Summit Petrochemical Corporation and JG Summit Olefins Corporation. He is also a director of JG Summit Holdings, Inc., Robinsons Land Corporation, Robinsons Bank Corporation, and Meralco Powergen Corporation. He is a trustee and treasurer of the Gokongwei Brothers Foundation, Inc. He received a Bachelor of Science degree in Management from the Ateneo de Manila University and attended the General Manager Program at Harvard Business School.

5. Name : Johnson Robert G. Go, Jr.
 Age : 55
 Designation : Director

Business experience and education:

Johnson Robert G. Go, Jr. has been a director of URC since May 5, 2005. He is also a director of JG Summit Holdings, Inc., Robinsons Land Corporation, Robinsons Bank Corporation and A. Soriano Corporation. He is also a trustee of the Gokongwei Brothers Foundation, Inc. He received his Bachelor of Arts degree in Interdisciplinary Studies (Liberal Arts) from the Ateneo de Manila University.

6. Name : Cesar V. Purisima
 Age : 60
 Designation : Independent Director

Business experience and education:

Cesar V. Purisima, has been an independent director of URC effective May 30, 2018. He is an Asia Fellow at the Milken Institute. He is also a director of the AIA Group Limited, Ayala Land, Inc., World Wildlife Fund-Philippines, De La Salle University, Jollibee Foods Corporation, Bank of the Philippine Islands and International School of Manila. He is a member of the International Advisory Council (Phils.) of the Singapore Management University and a member of the Global Advisory Council of Sumitomo Mitsui Banking Corporation. He is also an advisor of the Partners Group AG Life Council. He is the founding partner of Ikhlas Capital Singapore PTE Ltd. He served in the Philippine government as Secretary of the Department of Finance from July 2010 to June 2016 and as Secretary of the Department of Trade and Industry from January 2004 to February 2005. He also previously served on the boards of a number of government institutions, including as a member of the Monetary Board of the Bangko Sentral ng Pilipinas, Governor of the World Bank Group for the Philippines, Governor of the Asian Development Bank for the Philippines, Alternate Governor of the International Monetary Fund for the Philippines and Chairman of the Land Bank of the Philippines. He was conferred the Chevalier dans l'Ordre national de la Légion d'Honneur (Knight of the National Order of the Legion of Honour) by the President of the French Republic in 2017, the Order of Lakandula, Rank of Grand Cross (Bayani) by the President of the Philippines in 2016 and the Chevalier de l'Ordre national du Mérite (Knight of the National Order of Merit) by the President of the French Republic in 2001. He is a certified public accountant. He has extensive experience in public accounting both in the Philippines and abroad. He was Chairman and Managing Partner of SyCip Gorres Velayo & Co. (a member firm of Andersen Worldwide until 2002 and became member firm of Ernst & Young Global Limited) from 1999 until 2004. During the period, He was also the Asia-Pacific Area Managing Partner for Assurance and Business Advisory Services of Andersen Worldwide from 2001 to 2002 and Regional Managing Partner for the ASEAN Practice of Andersen Worldwide from 2000 to 2001. He obtained his Bachelor of Science in Commerce (Majors in Accounting & Management of Financial Institutions) degree from De La Salle University (Manila) in 1979, Master of Management degree from J.L. Kellogg Graduate School of Management, Northwestern University in 1983 and Doctor of Humanities honoris causa degree from Angeles University Foundation of the Philippines in 2012.

7. Name : Rizalina G. Mantaring
 Age : 61
 Designation : Independent Director

Business experience and education:

Rizalina G. Mantaring has been an independent director of URC since August 2020. She was the Chief Executive Officer and Country Head of Sun Life Financial Philippines until her retirement in June 2018. She assumed the chairmanship of Sun Life Financial Philippine Holding Co. until she stepped down in August 2019. She is also an Independent Director of Ayala Corporation Inc., Ayala Land, Inc., First Philippine Holdings Corporation Inc., PHINMA Corporation, East Asia Computer Center Inc. and MicroVentures Foundation. She is also a director of Sun Life Grepa Financial Inc. Among her other affiliations are as Board of Trustees of Makati Business Club, Philippine Business for Education, Parish-Pastoral Council for Responsible Voting (PPCRV), and Operation Smile Philippines. She was also President of the Management Association of the Philippines and the Philippine Life Insurance Association. She is recipient of the Asia Talent Management Award in the Asia Business Leaders Award 2017 organized by the global business news network CNBC, among other prestigious awards. She was selected as one of the 100 Most Outstanding Alumni of the past century by the University of the Philippines College of Engineering and received the PAX award, the highest award given to outstanding alumnae, in 2019 from St. Scholastica's College Manila. She holds a BS Electrical

Engineering degree from the University of the Philippines where she graduated with honors. She obtained her MS degree in Computer Science from the State University of New York at Albany.

8. Name : Christine Marie B. Angco
 Age : 52
 Designation : Independent Director

Business experience and education:

Ms. Christine Marie B. Angco has been an independent director of URC since August 2020. Prior to joining URC, she has spent 25 years in the multinational FMCG Corporation, Procter & Gamble. She was a Vice President and General Manager for several health and beauty-oriented categories handling businesses across Asia-Pacific countries, with profit & loss responsibility and organizational leadership of large diverse multi-cultural teams across Japan, Korea, Australia, Singapore, India, Philippines, Malaysia, Thailand, Vietnam and Indonesia. She is also a member of the Board of Trustees of PhilDev, a non-governmental organization focused on education and entrepreneurship development in the Philippines. She is also a director of Applied Behavior Consultants (ABC) Center in Asia. She obtained her Bachelors of Science degree in Management Engineering (Magna Cum Laude) from the Ateneo de Manila University.

9. Name : Antonio Jose U. Periquet, Jr.
 Age : 60
 Designation : Independent Director

Mr. Antonio Jose U. Periquet, Jr. is nominated for election as independent director of URC. He has been an Independent Director of the Bank of the Philippine Islands since April 2012. He is the Chairman and an Independent Director of BPI Asset Management and Trust Corporation. Mr. Periquet is also an Independent Director of ABS-CBN Corporation, Ayala Corporation, DMCI Holdings, Inc., Max's Group of Companies, The Philippine Seven Corporation and Semirara Mining and Power Corporation. He is also an Independent Director of Albizia ASEAN Tenggara Fund, Chairman of the Campden Hill Group, Inc. and Pacific Main Holdings. He is a trustee of Lyceum University of the Philippines and a member of the Dean's Global Advisory Council at the University of Virginia's Darden School of Business. Mr. Periquet obtained his Bachelor of Arts in Economics degree from the Ateneo de Manila University in 1982. He also holds a Master of Science degree in Economics from Oxford University and a Master of Business Administration degree from the University of Virginia.

SECURITIES AND EXCHANGE COMMISSION

SEC FORM 20-IS
Information Statement Pursuant to Section 20
of the Securities Regulation Code

1. Check the appropriate box:

- Preliminary Information Statement
 Definitive Information Statement

2. Name of Registrant as specified in its charter : **UNIVERSAL ROBINA CORPORATION (“URC” or the “Corporation”)**
3. Province, country or other jurisdiction of incorporation or organization : **Metro Manila, Philippines**
4. SEC Identification Number : **SEC Registration No. 9170**
5. BIR Tax Identification Code : **TIN No. 000-400-016-000**
6. Address of principal office : **8th Floor, Tera Tower, Bridgetowne E. Rodriguez, Jr. Avenue (C5 Road) Ugong Norte, Quezon City Metro Manila**
7. Registrant’s telephone number, including area code : **(632) 8633-7631 to 40**
8. Date, time and place of the meeting of security holders : **May 13, 2021 11:00 A.M. Via remote communication at <https://bit.ly/URC2021ASM> in accordance with the rules of the Securities and Exchange Commission**
9. Approximate date on which the Information Statement is first to be sent or given to security holders : **April 15, 2021**
10. Securities registered pursuant to Sections 8 and 12 of the Code or Sections 4 and 8 of the RSA (information on number of shares and amount of debt is applicable only to corporate registrants):
- | Title of Each Class | Number of Shares of Common Stock Outstanding or Amount of Debt Outstanding (as of March 31, 2021) |
|---------------------------------------|---|
| Common Stock, P 1.00 par value | <u>2,204,161,868</u> |

11. Are any or all of registrant's securities listed on a Stock Exchange?

Yes

No

Universal Robina Corporation’s common stock is listed on the Philippine Stock Exchange.

A. GENERAL INFORMATION

Item 1. Date, Time and Place of Meeting of Security Holders

Date Time and Place of Meeting	:	May 13, 2021 11:00 A.M. Via remote communication at https://bit.ly/URC2021ASM in accordance with the rules of the Securities and Exchange Commission
Complete Mailing Address of Principal Office	:	8th Floor, Tera Tower, Bridgetowne E. Rodriguez, Jr. Avenue (C5 Road) Ugong Norte, Quezon City Metro Manila
Approximate date on which the Information Statement is first to be sent or given to security holders	:	April 15, 2021

WE ARE NOT SOLICITING PROXIES.

Item 2. Rights of Shareholders; Dissenters' Right of Appraisal

The Corporation recognizes the right of all shareholders to be treated fairly and equally whether they are controlling, minority, local or foreign. The Corporation respects the rights of shareholders as provided under the Revised Corporation Code and other laws, and as stated in its Articles of Incorporation and By-laws.

Any stockholder of the Corporation may exercise his appraisal right against the proposed actions which qualify as instances giving rise to the exercise of such right pursuant to and subject to the compliance with the requirements and procedure set forth under Title X of the Revised Corporation Code of the Philippines.

There are no matters to be acted upon by the stockholders at the Annual Meeting of the Stockholders to be held on May 13, 2021 which would require the exercise of the appraisal right.

Item 3. Interest of Certain Persons in or Opposition to Matters to be acted upon

None of the following persons have any substantial interest, direct or indirect, in any matter to be acted upon other than election to office:

1. Directors or officers of the Corporation at any time since the beginning of the last fiscal year;
2. Nominees for election as directors of the Corporation;
3. Associate of any of the foregoing persons.

B. CONTROL AND COMPENSATION INFORMATION

Item 4. Voting Securities and Principal Holders Thereof

(a) Voting securities entitled to be voted at the meeting:

The Corporation has 2,204,161,868 outstanding shares as of March 31, 2021. Every stockholder shall be entitled to one vote for each share of stock held as of the established record date.

(b) Record date:

All stockholders of record as of April 5, 2021 are entitled to notice and to vote at the Corporation's Annual Meeting of Stockholders.

Section 10, Article II of the Amended By-Laws of the Corporation states that, for purposes of determining the stockholders entitled to notice of, or to vote or be voted at any meeting of stockholders or any adjournments thereof, or entitled to receive payment of any dividends or other distribution or allotment of any rights, or for the purpose of any other lawful action, or for making any other proper determination of stockholders, the Board of Directors may provide that the stock and transfer books be closed for a stated period, which shall not be more than sixty (60) days nor less than thirty (30) days before the date of such meeting. In lieu of closing the stock and transfer books, the Board of Directors may fix in advance a date as the record date for any such determination of stockholders. A determination of stockholders of record entitled to notice of or to vote or be voted at a meeting of stockholders shall apply to any adjournment of the meeting; *provided, however*, that the Board of Directors may fix a new record date for the adjourned meeting.

(c) Election of Directors:

The directors of the Corporation shall be elected by plurality vote at the annual meeting of the stockholders for that year at which a quorum is present. At each election for directors every stockholder shall have the right to vote, in person or by proxy, or via remote communication or in absentia, electronically or otherwise, as may be provided for by the Board of Directors, the number of shares owned by him for as many persons as there are directors to be elected, or to cumulate his votes by giving one candidate as many votes as the number of such directors multiplied by the number of his shares shall equal, or by distributing such votes as the same principle among any number of candidates.

The report attached to this SEC Form 20-IS is the management report to stockholders required under SRC Rule 20 to accompany the SEC Form 20-IS and is hereinafter referred to as the "Management Report".

(d) Security Ownership of Certain Record and Beneficial Owners and Management

1. Security Ownership of Certain Record and Beneficial Owners of more than 5% of the Corporation's voting securities as of March 31, 2021

Title of Class	Names and addresses of record owners and relationship with the Corporation	Name of beneficial owner and relationship with record owner	Citizenship	Number of Shares Held	% to Total Outstanding
Common	JG Summit Holdings, Inc. 43/F Robinsons Equitable Tower, ADB Avenue corner Poveda Street, Ortigas Center, Pasig City (stockholder)	Same as record owner (See note 1)	Filipino	1,215,223,061	55.13%
Common	PCD Nominee Corporation (Non-Filipino) G/F Makati Stock Exchange Bldg. 6767 Ayala Ave., Makati City (stockholder)	PDTC Participants and their clients (See note 2)	Non-Filipino	602,861,587 (See note 3)	27.35%
Common	PCD Nominee Corporation (Filipino) G/F Makati Stock Exchange Bldg. 6767 Ayala Ave., Makati City (stockholder)	PDTC Participants and their clients (See note 2)	Filipino	351,364,800 (See note 3)	15.94%

Notes:

- The Chairman and the President are both empowered under the By-Laws of JG Summit Holdings, Inc. ("JGSHI") to vote any and all shares owned by JGSHI, except as otherwise directed by the Board of Directors. The incumbent Chairman and Chief Executive Officer of JGSHI are Mr. James L. Go and Mr. Lance Y. Gokongwei, respectively.
- PCD Nominee Corporation is the registered owner of the shares in the books of the Corporation's transfer agent. PCD Nominee Corporation is a corporation wholly-owned by Philippine Depository and Trust Corporation, Inc. (formerly the Philippine Central Depository) ("PDTC"), whose sole purpose is to act as nominee and legal title holder of all shares of stock lodged in the PDTC. PDTC is a private corporation organized to establish a central depository in the Philippines and introduce scripless or book-entry trading in the Philippines. Under the current system of the PDTC, only participants (brokers and custodians) are recognized by PDTC as the beneficial owners of the lodged shares. Each beneficial owner of shares through his participant is the beneficial owner to the extent of the number of shares held by such participant in the records of the PCD Nominee.
- Out of the PCD Nominee Corporation account, "The Hongkong and Shanghai Banking Corp. Ltd. -Clients' Acct.", "Deutsche Bank Manila-Clients A/C" and "Citibank N.A." hold for various trust accounts the following shares of the Corporation as of March 31, 2021:

	<u>No. of shares</u>	<u>% to Outstanding</u>
The Hongkong and Shanghai Banking Corp. Ltd. -Clients' Acct.	357,404,246	16.21%
Deutsche Bank Manila-Clients A/C	183,474,535	8.32%
Citibank N.A.	133,323,889	6.05%

Voting instructions may be provided by the beneficial owners of the shares.

2. Security Ownership of Management as of March 31, 2021

Title of Class	Name of beneficial Owner	Position	Amount & nature of beneficial ownership (Direct)	Citizenship	% to Total Outstanding
Named Executive Officers ¹					
Common	1. James L. Go	Director, Chairman Emeritus	1	Filipino	*
Common	2. Lance Y. Gokongwei	Director, Chairman	500,001	Filipino	0.02%
Common	3. Irwin C. Lee	President and Chief Executive Officer	200,001	Filipino	0.01%
Common	4. Anna Milagros D. David	Chief Marketing Officer	49,630	Filipino	*
	Sub-Total		<u>749,633</u>		<u>0.03%</u>
Other Directors and Executive Officers					
Common	5. Patrick Henry C. Go	Director, Executive Vice President	45,540	Filipino	*
Common	6. Johnson Robert G. Go, Jr.	Director	1	Filipino	*
Common	7. Wilfrido E. Sanchez	Director (Independent)	1	Filipino	*
Common	8. Cesar V. Purisima	Director (Independent)	1	Filipino	*
Common	9. Christine Marie B. Angco	Director (Independent)	1	Singaporean	
Common	10. Rizalina G. Mantaring	Director (Independent)	7,401	Filipino	
Common	11. Michael P. Liwanag	Senior Vice President & Investor Relations Officer	25,000	Filipino	*
Common	12. Anne Patricia C. Go	Vice President, Marketing Services	8,855	Filipino	*
	Sub-Total		<u>86,800</u>		<u>0.01%</u>
<u>All directors and executive officers as a group unnamed</u>			<u>836,433</u>		<u>0.04%</u>

Notes:

1. As defined under Part IV (B) (1) (b) of Annex “C” of SRC Rule 12, the “named executive officers” to be listed refer to the Chief Executive Officer and those that are the four (4) most highly compensated executive officers as of December 31, 2020.

* less than 0.01%

3. Shares owned by foreigners

The total number of shares owned by foreigners as of March 31, 2021 is 625,535,595 common shares.

4. Voting Trust Holders of 5% or more - as of March 31, 2021

There are no persons holding more than 5% of a class under a voting trust or similar agreement.

5. Changes in Control

There has been no change in the control of the Corporation since the beginning of its last fiscal year.

Information as of March 31, 2021 on “Security Ownership of Certain Record and Beneficial Owners and Management” is found on Item 12, pages 33 to 34 of the Management Report.

Item 5: Directors and Executive Officers

(a) Directors and Corporate Officers

Information required hereunder is incorporated by reference to the section entitled “Directors and Executive Officers of the Registrant” on Item 10, pages 27 to 32 of the Management Report.

(b) Board Nomination and Election Policy

The Corporate Governance Committee shall oversee the process for the nomination and election of the Board of Directors.

The Corporate Governance Committee shall pre-screen and shortlist all candidates nominated to become members of the Board of Directors in accordance with the list of qualifications and disqualifications as defined in the Corporation’s Revised Corporate Governance Manual with due consideration of the requirements of the Revised Corporation Code, the Securities Regulation Code (“SRC”), the Code of Corporate Governance and relevant SEC Circulars such as the SEC Memorandum Circular No. 16, Series of 2002, the SEC Memorandum Circular No. 19, Series of 2016, as may be amended, relating to the Board of Directors.

The list of the nominees for directors as determined by the Corporate Governance Committee shall be final and no other nomination shall be entertained or allowed after the final list of nominees is prepared.

The members of the Corporate Governance Committee of the Corporation are the following:

1. Wilfrido E. Sanchez (Chairman)
2. Cesar V. Purisima
3. Christine Marie B. Angco

The following individuals have been nominated for election as directors, including independent directors, at the Annual Meeting of Stockholders on May 13, 2021:

1. James L. Go
2. Lance Y. Gokongwei
3. Patrick Henry C. Go
4. Johnson Robert G. Go, Jr.
5. Irwin C. Lee
6. Cesar V. Purisima (Independent)
7. Rizalina G. Mantaring (Independent)
8. Christine Marie B. Angco (Independent)
9. Antonio Jose U. Periquet, Jr. (Independent)

(c) Independent Directors

The Corporation has adopted the provisions of SRC Rule 38 on the nomination and election of independent directors and the Amended By-Laws of the Corporation substantially state the requirements on the nomination and election of independent directors set forth in SRC Rule 38.

Presented below is the Final List of Candidates for Independent Directors:

1. **Cesar V. Purisima** has been an independent director of URC effective May 30, 2018. He is an Asia Fellow at the Milken Institute. He is also a director of the AIA Group Limited, Ayala Land, Inc., World Wildlife Fund-Philippines, De La Salle University, Jollibee Foods Corporation, Bank of the Philippine Islands and International School of Manila. He is a member of the International Advisory Council (Phils.) of the Singapore Management University and a member of the Global Advisory Council

of Sumitomo Mitsui Banking Corporation. He is also an advisor of the Partners Group AG Life Council. He is the founding partner of Ikhlas Capital Singapore PTE Ltd. He served in the Philippine government as Secretary of the Department of Finance from July 2010 to June 2016 and as Secretary of the Department of Trade and Industry from January 2004 to February 2005. He also previously served on the boards of a number of government institutions, including as a member of the Monetary Board of the Bangko Sentral ng Pilipinas, Governor of the World Bank Group for the Philippines, Governor of the Asian Development Bank for the Philippines, Alternate Governor of the International Monetary Fund for the Philippines and Chairman of the Land Bank of the Philippines. He was conferred the Chevalier dans l'Ordre national de la Légion d'Honneur (Knight of the National Order of the Legion of Honour) by the President of the French Republic in 2017, the Order of Lakandula, Rank of Grand Cross (Bayani) by the President of the Philippines in 2016 and the Chevalier de l'Ordre national du Mérite (Knight of the National Order of Merit) by the President of the French Republic in 2001. He is a certified public accountant. He has extensive experience in public accounting both in the Philippines and abroad. He was Chairman and Managing Partner of SyCip Gorres Velayo & Co. (a member firm of Andersen Worldwide until 2002 and became member firm of Ernst & Young Global Limited) from 1999 until 2004. During the period, He was also the Asia-Pacific Area Managing Partner for Assurance and Business Advisory Services of Andersen Worldwide from 2001 to 2002 and Regional Managing Partner for the ASEAN Practice of Andersen Worldwide from 2000 to 2001. He obtained his Bachelor of Science in Commerce (Majors in Accounting & Management of Financial Institutions) degree from De La Salle University (Manila) in 1979, Master of Management degree from J.L. Kellogg Graduate School of Management, Northwestern University in 1983 and Doctor of Humanities honoris causa degree from Angeles University Foundation of the Philippines in 2012.

2. **Rizalina G. Mantaring** has been an independent director of URC since August 13, 2020. She was the Chief Executive Officer and Country Head of Sun Life Financial Philippines until her retirement in June 2018. She assumed the chairmanship of Sun Life Financial Philippine Holding Co. until she stepped down in August 2019. She is also an Independent Director of Ayala Corporation Inc., Ayala Land, Inc., First Philippine Holdings Corporation Inc., PHINMA Corporation, East Asia Computer Center Inc. and MicroVentures Foundation. She is also a director of Sun Life Grepa Financial Inc. Among her other affiliations are as Board of Trustees of Makati Business Club, Philippine Business for Education, Parish-Pastoral Council for Responsible Voting (PPCRV), and Operation Smile Philippines. She was also President of the Management Association of the Philippines and the Philippine Life Insurance Association. She is recipient of the Asia Talent Management Award in the Asia Business Leaders Award 2017 organized by the global business news network CNBC, among other prestigious awards. She was selected as one of the 100 Most Outstanding Alumni of the past century by the University of the Philippines College of Engineering and received the PAX award, the highest award given to outstanding alumnae, in 2019 from St. Scholastica's College Manila. She holds a BS Electrical Engineering degree from the University of the Philippines where she graduated with honors. She obtained her MS degree in Computer Science from the State University of New York at Albany.

3. **Christine Marie B. Angco** has been an independent director of URC since August 2020. Prior to joining URC, she has spent 25 years in the multinational FMCG Corporation, Procter & Gamble. She was a Vice President and General Manager for several health and beauty-oriented categories handling businesses across Asia-Pacific countries, with profit & loss responsibility and organizational leadership of large diverse multi-cultural teams across Japan, Korea, Australia, Singapore, India, Philippines, Malaysia, Thailand, Vietnam and Indonesia. She is also a member of the Board of Trustees of PhilDev, a non-governmental organization focused on education and entrepreneurship development in the Philippines. She is also a director of Applied Behavior Consultants (ABC) Center in Asia. She obtained her Bachelors of Science degree in Management Engineering (Magna Cum Laude) from the Ateneo de Manila University.

4. **Antonio Jose U. Periquet, Jr.** is nominated for election as independent director of URC. He has been an Independent Director of Bank of the Philippine Islands since April 2012. He is the Chairman and an Independent Director of BPI Asset Management and Trust Corporation. Mr. Periquet is also an Independent Director of ABS-CBN Corporation, Ayala Corporation, DMCI Holdings, Inc., Max's Group of Companies, The Philippine Seven Corporation and Semirara Mining and Power Corporation. He is also an Independent Director of Albizia ASEAN Tenggara Fund, Chairman of the Campden Hill Group, Inc. and Pacific Main Holdings. He is a trustee of Lyceum University of the Philippines and a member of the Dean's Global Advisory Council at the University of Virginia's Darden School of Business. Mr. Periquet obtained his Bachelor of Arts in Economics degree from the Ateneo de Manila University in 1982. He also holds a Master of Science degree in Economics from Oxford University and a Master of Business Administration degree from the University of Virginia.

In accordance with SEC Memorandum Circular No. 5, Series of 2017, the Certifications of Independent Directors executed by the aforementioned candidates for independent directors of the Corporation are attached hereto as Annex "A" (Cesar V. Purisima), Annex "B" (Rizalina G. Mantaring), Annex C (Christine Marie B. Angco) and Annex "D" (Antonio Jose U. Periquet, Jr.).

The nominees for Independent Directors were nominated by JG Summit Holdings, Inc., the controlling shareholder of the Corporation owning 55.13% of the Corporation's total outstanding capital stock as of March 31, 2021. JG Summit Holdings, Inc. has no relationship with Mr. Cesar V. Purisima, Rizalina G. Mantaring, Christine Marie B. Angco, and Antonio Jose U. Periquet, the nominees for independent directors of the Corporation.

(d) Significant Employees

There are no persons who are not executive officers of the Corporation who are expected by the Corporation to make a significant contribution to the business.

(e) Family Relationships

James L. Go is the uncle of Lance Y. Gokongwei.
Lance Y. Gokongwei is the nephew of James L. Go.
Patrick Henry C. Go is the nephew of James L. Go.
Johnson Robert G. Go, Jr. is the nephew of James L. Go.

(f) Involvement in Certain Legal Proceedings of Directors and Executive Officers

To the best of the Corporation's knowledge and belief and after due inquiry, and except as otherwise disclosed, none of the Corporation's directors, nominees for election as director or executive officer in the past five (5) years up to the date of this report:

1. have had any petition filed by or against any business of which such person was a general partner or executive officer either at the time of the bankruptcy or within a two year period of that time;
2. have been convicted by final judgment in a criminal proceeding, domestic or foreign, or have been subjected to a pending judicial proceeding of a criminal nature, domestic or foreign, excluding traffic violations and other minor offenses;

3. have been subjected to any order, judgment, or decree, not subsequently reversed, suspended or vacated, of any court of competent jurisdiction, domestic or foreign, permanently or temporarily enjoining, barring, suspending or otherwise limiting their involvement in any type of business, securities, commodities or banking activities; or
4. been found by a domestic or foreign court of competent jurisdiction (in a civil action), the Philippine Securities and Exchange Commission (SEC) or comparable foreign body, or a domestic or foreign exchange or other organized trading market or self-regulatory organization, to have violated a securities or commodities law or regulation and the judgment has not been reversed, suspended, or vacated.

(g) Trainings and Continuing Education Programs for the Directors and Key Officers

The Corporation has organized several programs for the continuing education and training of its directors and key officers. For 2020, the focus of the programs was on the core values of the business of the JG Summit Group, in light of the situation brought about by the COVID-19 pandemic. The directors and key officers of the Corporation attended the following online seminars for at least four (4) hours of Corporate Governance Training¹:

Date	Topic	Attendees
October 13, 2020 and December 17, 2020	Conversations on Entrepreneurial Mindset	Lance Y. Gokongwei Irwin C. Lee Christine Marie B. Angco Michael P. Liwanag Maria Celia H. Fernandez-Estavillo Francisco M. Del Mundo Elisa O. Abalajon Krishna Mohan Suri Rebecca E. Yap Karen Therese C. Salgado Charles Bernard A. Tañega Eunice Anne C. Ignacio
October 30, 2020 and December 21, 2020	Conversations on Integrity	Irwin C. Lee Christine Marie B. Angco Michael P. Liwanag Maria Celia H. Fernandez-Estavillo Elisa O. Abalajon Adriano M. Diaz de Rivera Krishna Mohan Suri Rebecca E. Yap Karen Therese C. Salgado Charles Bernard A. Tañega Eunice Anne C. Ignacio Rhodora T. Lao
November 6, 2020 and December 22, 2020	Conversations on Stewardship	Lance Y. Gokongwei Irwin C. Lee Christine Marie B. Angco Michael P. Liwanag

¹ Awaiting approval of the application for accreditation filed with the SEC.

		Maria Celia H. Fernandez-Estavillo Anna Milagros D. David David J. Lim, Jr. Elisa O. Abalajon Adriano M. Diaz de Rivera Krishna Mohan Suri Rebecca E. Yap Socorro M.L. Banting Karen Therese C. Salgado Charles Bernard A. Tañega Eunice Anne C. Ignacio Rhodora T. Lao
December 28, 2020	Training Webinar on the Relevant Laws, Rules, Regulations, and the JG Group's Policies on Anti- Corruption, Anti-Bribery, and Conflicts of Interest	Lance Y. Gokongwei Patrick Henry C. Go Johnson Robert G. Go, Jr. Wilfrido E. Sanchez Rizalina G. Mantaring Christine Marie B. Angco Michael P. Liwanag Maria Celia H. Fernandez-Estavillo Rebecca E. Yap Karen Therese C. Salgado Charles Bernard A. Tañega Eunice Anne C. Ignacio

Other directors² and officers of the Corporation, as may be applicable, had also separately attended at least four (4) hours of Corporate Governance trainings and seminars provided by other companies in which they hold office as directors, and/or by the SEC and the Philippine Stock Exchange.

(h) Certain Relationships and Related Party Transactions

1. Related Party Transactions with its Major Stockholder, Subsidiaries, and Joint Venture Companies

The Corporation, in the regular conduct of its business, had engaged in transactions with its major stockholder, JG Summit Holdings Inc., its subsidiaries, and joint venture companies. See Note 34 (Related Party Transactions) of the Notes to the Consolidated Financial Statements as of December 31, 2020 on page 138 of the Management Report.

Information on the parent of the Corporation, the basis of control, and the percentage of voting securities owned as of March 31, 2021:

<u>Parent Company</u>	<u>Number of Shares Held</u>	<u>% Held</u>
JG Summit Holdings, Inc.	1,215,223,061	55.13%

² Mr. James L. Go has been granted permanent exemption from the Corporate Governance Training requirement as stated in the Letter dated November 12, 2015 from the SEC Corporate Governance and Finance Department.

2. Directors' Disclosures on Self-Dealing and Related Party Transactions

No transaction, without proper disclosure, was undertaken by the Corporation in which any director, executive officer, or any nominee for election as director was involved or had a direct or indirect material interest. None of the Corporation's directors have entered into self-dealing and related party transactions with or involving the Corporation in 2020.

Directors, officers and employees of the Corporation are required to promptly disclose any business or family-related transactions with the Corporation to ensure that potential conflicts of interest are surfaced and brought to the attention of management.

(i) Appraisals and Performance Report for the Board

The attendance of the directors at the meetings of the Board of Directors since their election at the Annual Meeting of Stockholders in 2020 up to present is as follows:

Directors	No. of Board Meetings Attended/Held	Attendance Percentage
James L. Go	4/4	100%
Lance Y. Gokongwei	4/4	100%
Irwin C. Lee	4/4	100%
Patrick Henry C. Go	4/4	100%
Johnson Robert G. Go, Jr.	4/4	100%
Wilfrido E. Sanchez	4/4	100%
Cesar V. Purisima	4/4	100%
Rizalina G. Mantaring*	3/3	100%
Christine Marie B. Angco*	3/3	100%

*elected on August 13, 2020

The Board has established committees to assist in exercising its authority in monitoring the performance of the Corporation in accordance with its Revised Corporate Governance Manual, Code of Business Conduct and related SEC Circulars.

The incumbent members of the Audit Committee of the Corporation and their attendance at meetings since their election at the Annual Meeting of Stockholders in 2020 up to present are as follows:

Audit Committee Members	Position	No. of Committee Meetings Attended/Held	Attendance Percentage
Cesar V. Purisima	Chair	4/4	100%
Wilfrido E. Sanchez	Member	4/4	100%
Rizalina G. Mantaring	Member	4/4	100%
James L. Go	Advisory Member	4/4	100%

The incumbent members of the Board Risk Oversight Committee of the Corporation and their attendance at meetings since their election at the Annual Meeting of Stockholders in 2020 up to present are as follows:

Board Risk Oversight Committee Members	Position	No. of Committee Meetings Attended/Held	Attendance Percentage
Rizalina G. Mantaring	Chair	1/1	100%
Cesar V. Purisima	Member	1/1	100%
Christine Marie B. Angco	Member	1/1	100%
Irwin C. Lee	Member	1/1	100%

The incumbent members of the Related Party Transactions Committee of the Corporation and their attendance at meetings since their election at the Annual Meeting of Stockholders in 2020 up to present are as follows:

Related Party Transactions Committee Members	Position	No. of Committee Meetings Attended/Held	Attendance Percentage
Christine Marie B. Angco	Chair	1/1	100%
Wilfrido E. Sanchez	Member	1/1	100%
Rizalina G. Mantaring	Member	1/1	100%

The incumbent members of the Corporate Governance Committee of the Corporation and their attendance at meetings since their election at the Annual Meeting of Stockholders in 2020 up to present are as follows:

Corporate Governance Committee Members	Position	No. of Committee Meetings Attended/Held	Attendance Percentage
Wilfrido E. Sanchez	Chair	1/1	100%
Christine Marie B. Angco	Member	1/1	100%
Cesar V. Purisima	Member	1/1	100%

The Corporate Governance Committee of the Corporation oversees the performance evaluation of the Board and its committees and management. Included in the Pursuant to its mandate under the Revised Corporate Governance Manual of the Corporation, the Corporate Governance Committee shall conduct an annual self-evaluation of its performance. Based on the results of the performance assessment, the Committee shall formulate and implement plans to improve its performance. These may include the identification of relevant training needs intended to keep the members up to date with corporate governance best practices, accounting and auditing standards, as well as specific areas of concern.

Item 6. Compensation of directors and executive officers

(a) Summary Compensation Table

On April 5, 2021, the Board of Directors approved the estimated compensation for 2021 of the Corporation's Chief Executive Officer (CEO) and the four (4) most highly compensated executive officers. The following tables list the names of the CEO and the four most highly compensated executive officers and summarizes their aggregate compensation for the two most recent years and the ensuing year.

Name	Estimated 2021			
	Salary	Bonus	Others ¹	Total
A. CEO and Four (4) most highly compensated executive officers	₱103,251,734	₱500,000	₱250,000	₱ 104,001,734
(i) James L. Go Chairman Emeritus				

Name	Estimated 2021			
	Salary	Bonus	Others ¹	Total
(ii) Lance Y. Gokongwei Chairman				
(iii) Irwin C. Lee President and Chief Executive Officer				
(iv) Anna Milagros D. David Chief Marketing Officer and Managing Director, Brands and Categories				
(v) Maria Celia H. Fernandez-Estavillo Chief Legal Counsel and Corporate Secretary				
B. All other officers and directors as a group unnamed	₱ 257,263,181	₱4,000,000	₱2,350,000.00	₱ 263,613,181

¹ Includes per diem of directors

Name	Actual 2020			
	Salary	Bonus	Others ¹	Total
A. CEO and Four (4) most highly compensated executive officers	₱97,500,927	₱500,000	₱225,000	₱98,225,927
(i) James L. Go Chairman Emeritus				
(ii) Lance Y. Gokongwei Chairman				
(iii) Irwin C. Lee President and Chief Executive Officer				
(iv) Anna Milagros D. David Chief Marketing Officer and Managing Director, Brands and Categories				
(v) Maria Celia H. Fernandez-Estavillo Chief Legal Counsel and Corporate Secretary				
B. All other officers and directors as a group unnamed	₱147,210,819	₱3,000,000	₱1,725,000	₱151,935,819

¹ Includes per diem of directors

Name	Actual 2019			
	Salary	Bonus	Others ¹	Total
A. CEO and Four (4) most highly compensated executive officers	₱123,283,743	₱2,000,000	₱950,000	₱126,233,743
(i) John L. Gokongwei, Jr. Chairman Emeritus				
(ii) James L. Go Chairman Emeritus				
(iii) Lance Y. Gokongwei Chairman				
(iv) Irwin C. Lee				

Name	Actual 2019			
	Salary	Bonus	Others ¹	Total
President and Chief Executive Officer (v) Cornelio S. Mapa Executive Vice President				
B. All other officers and directors as a group unnamed	₱201,421,109	₱3,000,000	₱1,375,000	₱205,796,109

¹ Includes per diem of directors

(b) Compensation of Directors

1. Standard Arrangements

The Corporation has established a policy for determining the remuneration of directors and officers that is consistent with the Corporation's culture and strategy as well as the business environment in which it operates, including disallowing any director to decide his remuneration. Other than payment of reasonable per diem and retainer fees, there are no standard arrangements pursuant to which directors of the Corporation are compensated, or are to be compensated, directly or indirectly, for any services provided as a director for the last completed fiscal year and the ensuing year.

In compliance with the requirements under Section 49 of the Revised Corporation Code in connection with the submission of a compensation report prepared in the form as the SEC may prescribe, the table below shows the compensation received by the directors of the Corporation for the year 2020, comprised of the retainer fees and the reasonable per diems for attending meetings, and which is incorporated in the above Summary Compensation Table:

Director	Retainer Fee	Per Diem		Total
		Board Meetings	Committee Meetings	
1. James L. Go	500,000.00	200,000.00	75,000.00	775,000.00
2. Lance Y. Gokongwei	500,000.00	200,000.00	-	700,000.00
3. Irwin C. Lee	500,000.00	200,000.00	-	700,000.00
4. Patrick Henry C. Go	500,000.00	200,000.00	-	700,000.00
5. Johnson Robert G. Go, Jr.	500,000.00	200,000.00	-	700,000.00
6. Cesar V. Purisima	500,000.00	200,000.00	75,000.00	775,000.00
7. Wilfrido E. Sanchez	500,000.00	200,000.00	75,000.00	775,000.00
8. Rizalina G. Mantaring*	-	100,000.00	50,000.00	150,000.00
9. Christine Marie B. Angco*	-	100,000.00	-	100,000.00
TOTAL	3,500,000.00	1,600,000.00	275,000.00	5,375,000.00

*elected as Independent directors on August 13, 2020.

2. Other Arrangements

There are no other arrangements pursuant to which any director of the Corporation was compensated, or is to be compensated, directly or indirectly, during the Corporation's last completed fiscal year, and the ensuing year, for any service provided as a director.

(c) Employment Contracts and Termination of Employment and Change-in-Control Arrangement

There are no special employment contracts between the Corporation and the named executive officers.

There are no compensatory plans or arrangement with respect to a named executive officer.

(d) Warrants and Options Outstanding

There are no outstanding warrants or options held by the Corporation's Chief Executive Officer, the named executive officers, and all officers and directors as a group.

Item 7. Independent Public Accountants

The Corporation's independent public accountant is the accounting firm of SyCip, Gorres, Velayo & Co. The same accounting firm will be nominated for reappointment for the current fiscal year at the annual meeting of stockholders. The representatives of the principal accountant have always been present at prior years' meetings and are expected to be present at the current year's annual meeting of stockholders. They may also make a statement and respond to appropriate questions with respect to matters for which their services were engaged.

The current handling partner of SGV & Co. has been engaged by the Corporation as of the fiscal year 2015 and is expected to be rotated every seven (7) years in accordance with SRC Rule 68, as amended.

Changes in and Disagreements with Accountants on Accounting and Financial Disclosure

Item 8. None.

C. ISSUANCE AND EXCHANGE OF SECURITIES

Items 9 - 14. None.

D. OTHER MATTERS

Item 15. Action with respect to reports

The following are included in the agenda of the Annual Meeting of Stockholders for the approval of the stockholders:

1. Proof of notice of the meeting and existence of a quorum.
2. Reading and approval of the Minutes of the Annual Meeting of the Stockholders held on May 14, 2020.
3. Approval to amend Article Second of the Articles of Incorporation of the Corporation in order to include additional clauses in the Corporation's primary and secondary purposes.
4. Presentation of annual report and approval of the financial statements for the preceding year.
5. Election of Board of Directors.
6. Appointment of External Auditor.

7. Ratification of the acts of the Board of Directors and its committees, officers and management.
8. Consideration of such other matters as may properly come during the meeting.
9. Adjournment.

The matters approved and recorded in the Minutes of the Annual Meeting of the Stockholders last May 14, 2020 are as follows:

1. Reading and approval of the Minutes of the Annual Meeting of Stockholders held on May 29, 2019;
2. Presentation of annual report and approval of financial statements for the preceding year;
3. Election of Board of Directors;
4. Election of External Auditor; and
5. Ratification of all acts of the Board of Directors, Executive Committee and other committees of the Board of Directors, officers and management since the last annual meeting.

The Annual Meeting of the Stockholders was held on May 14, 2020 by remote communication and was attended by shareholders, the Board of Directors, and by various officers of the Corporation. The shareholders were allowed to cast their votes by proxy or *in absentia* on each agenda item presented to them for approval, with the number of votes approving each agenda item presented at the meeting and indicated in their respective sections in the Minutes. The shareholders were also given the opportunity to send in their questions, express opinions, and make suggestions on various issues related to the Corporation by electronic mail. The Corporation received questions and provided responses which are indicated in the section on "Consideration of Other Matters" in the Minutes. The Minutes of the Annual Meeting of the Stockholders held on May 14, 2020 may be viewed and/or downloaded at <https://www.urc.com.ph/uploads/downloadables/2021/03/Minutes%20of%20Annual%20Meeting%20of%20Stockholders%20-%20May%2014%2C%202020.pdf>.

Brief description of material matters approved by the Board of Directors and Management and disclosed to the SEC and PSE since the last Annual Meeting of Stockholders on May 14, 2020 for ratification by the stockholders:

1. Amendments to the Articles of Incorporation
2. Designation of authorized representatives for the electronic filing of tax returns
3. Designation of authorized signatories to sign Special Powers of Attorney for administrative, civil and criminal cases.
4. Designation of authorized signatories to sign Special Powers of Attorney for government transactions
5. Availment of cash management facilities and corporate credit card programs
6. Election of new directors
7. Appointment of the Chairmen and members of the Board Committees
8. Appointment of officers
9. Updating of authorized signatories to transact with the stock transfer agent
10. Approval of the sale, assignment, and transfer of one share in Splendido Taal Golf Club Corporation
11. Authorization to transact with the Bureau of Customs in connection with applications under the Voluntary Disclosure Program (now Prior Disclosure Program [PDP])
12. Approval and adoption of the Revised Corporate Governance Manual and the Revised Material Related Party Transaction Policy
13. Designation of authorized signatories for banking and financial transactions
14. Purchases and sales of assets in the ordinary course of business
15. Authorization to enter into retail electricity supply contracts

- 16. Approval of the audited financial statements
- 17. Resetting of the Annual Meeting of the Stockholders
- 18. Designation of authorized representatives to file submissions online with Securities and Exchange Commission

Item 16. None.

Item 17. Amendment of Charter, Bylaws or Other Documents

The following amendments to Article Second of the Articles of Incorporation of the Corporation are being proposed in order to incorporate the following changes in the Corporation’s primary and secondary purposes:

- (i) The enumeration of additional products for manufacture and the inclusion of the distribution and tolling activities of the Corporation in the primary purpose, as approved by the Board of Directors of the Corporation on March 18, 2021; and
- (ii) The inclusion of the business of producing and manufacturing pharmaceutical-grade alcohol in the secondary purpose, as approved by the Board of Directors of the Corporation on July 17, 2020.

The proposed amendments are set forth below:

Present provisions in the Articles of Incorporation	Proposed amendments to the Articles of Incorporation
<p style="text-align: center;">P R I M A R Y</p> <p>1. To engage in the manufacture, production, processing, packing, preserving, distribution, and marketing, at wholesale, import and export of any and all goods, commodities, wares and merchandise of every nature and description, including but not limited to, all kinds of food and food-related products such as:</p> <ul style="list-style-type: none"> a. Consumer food products such as a variety of snack foods, instant noodles, candies, cereals, pasta, tomato-based products, non-dairy coffee creamers, coffee products, chocolates, confectionaries, ice cream, and other frozen confectioneries, biscuits, and crackers, and powdered milk; b. Agro-industrial products and all kinds of livestock such as chickens, pigs, ducks, hogs, cattle and other livestock, livestock 	<p style="text-align: center;">P R I M A R Y</p> <p>1. To engage in the manufacture, production, processing, packing, preserving, distribution, and marketing, <u>and selling</u> at wholesale <u>and</u> import and export of any and all goods, commodities, wares and merchandise of every nature and description, including but not limited to, all kinds of food and food-related products such as:</p> <ul style="list-style-type: none"> a. Consumer food products such as a variety of snack foods, instant noodles, candies, cereals, pasta, <u>bread, cakes</u>, tomato-based products, non-dairy coffee creamers, coffee products, chocolates, confectionaries, ice cream, and other frozen confectioneries, biscuits, and crackers, powdered milk, <u>and all kinds of consumer drinks and beverages</u>; b. Agro-industrial products and all kinds of livestock <u>and poultry</u> such as chickens,

<p>feeds, corn products, vegetable oils, and veterinary compounds; and</p> <p>c. Commodity food products such as flour and sugar including the operation of flour milling and refining, and sugar cane plantations;</p> <p>2. To acquire by purchase, manufacture, or otherwise all machinery, devices, boxes, packages, wrappings, materials, supplies and other articles necessary or convenient for the use in carrying on the business mentioned;</p> <p>3. To purchase, build, lease, construct or otherwise acquire land, buildings, factories, warehouse, plants and offices as may be necessary or useful to carry out the objects and purposes of this corporation;</p> <p>4. To buy, lease, acquire, own, hold, sell, let or otherwise dispose of property of all kinds, both real and personal, that may be necessary, incidental or convenient to the carrying on of the business of this corporation;</p> <p>5. To buy, acquire, purchase, or otherwise corn grains and all other, direct or indirect raw materials necessary for the production and/or manufacture of corn starch and its by-products;</p> <p>6. To import machinery, direct and indirect, raw materials necessary in the production and/or manufacture of corn starch and its by-products and to export production;</p> <p>7. To apply for, obtain, register, purchase, lease or otherwise acquire, and to the extent authorized by law, to hold, use, own, operate, develop, introduce, sell, assign, and otherwise dispose of and traffic in any trademarks, tradenames, distinctive marks, patents, inventions, improvements and processes, used in connection with or secured under letters patent of the Philippines or elsewhere or otherwise, and to use, exercise, grant licenses in respect of, and otherwise turn to account, any patents, inventions, processes and the like or any such property or rights;</p>	<p>pigs, ducks, hogs, cattle and other livestock, livestock feeds, <u>meat and processed meat products, eggs, corn products, vegetable oils, and veterinary compounds, and animal food and non-food products;</u> and</p> <p>c. Commodity food products such as flour, sugar, <u>rice and such other products derived therefrom,</u> including the operation of <u>sugar, rice and</u> flour milling and refining and sugar cane plantations;</p> <p><u>2. To engage in the distribution, and tolling of foods and food-related products stated in item 1 of the primary purpose, and other related services.</u></p> <p><u>3.</u> To acquire by purchase, manufacture, or otherwise all machinery, devices, boxes, packages, wrappings, materials, supplies and other articles necessary or convenient for the use in carrying on the business mentioned;</p> <p><u>4.</u> To purchase, build, lease, construct or otherwise acquire land, buildings, factories, warehouse, plants and offices as may be necessary or useful to carry out the objects and purposes of this corporation;</p> <p><u>5.</u> To buy, lease, acquire, own, hold, sell, let or otherwise dispose of property of all kinds, both real and personal, that may be necessary, incidental or convenient to the carrying on of the business of this corporation;</p> <p><u>6.</u> To buy, acquire, purchase, or otherwise corn grains and all other, direct or indirect raw materials necessary for the production and/or manufacture of corn starch and its by-products;</p> <p><u>7.</u> To import machinery, direct and indirect, raw materials necessary in the production and/or manufacture of corn starch and its by-products and to export production;</p> <p><u>8.</u> To apply for, obtain, register, purchase, lease or otherwise acquire, and to the extent authorized by law, to hold, use, own, operate, develop, introduce, sell, assign, and otherwise dispose of and traffic in any trademarks,</p>
--	---

8. To do and perform any and all things reasonably and usually appurtenant and relative to the foregoing purposes, necessary or proper for the carrying out of the foregoing objects and exercise and enjoy all the powers, authorities and privileges granted and conceded by the laws of the Philippines to corporations organized under and in accordance with said laws and in particular, unto corporations of like nature and kind.

S E C O N D A R Y

1. To conduct, operate and maintain the business of distributing, selling, buying, or otherwise dealing in meat, animal, dairy and poultry productions, produced or resulting in whole or in part slaughtered chicken, cattle, hogs, sheep and other kinds of livestock or poultry, as well as in other food products or preparations of all kinds and descriptions, including seafoods, vegetable and fruits and their by-products, and in connection therewith to acquire, operate and maintain factories, packing houses, refrigeration and cold storage plants with all the machinery, equipments and facilities required for such manufacturing operations;

[xxx]

11. Generally, to do and perform all acts and things properly and reasonably necessary in carrying all purposes and objects of the corporation.

tradenames, distinctive marks, patents, inventions, improvements and processes, used in connection with or secured under letters patent of the Philippines or elsewhere or otherwise, and to use, exercise, grant licenses in respect of, and otherwise turn to account, any patents, inventions, processes and the like or any such property or rights;

9. To do and perform any and all things reasonably and usually appurtenant and relative to the foregoing purposes, necessary or proper for the carrying out of the foregoing objects and exercise and enjoy all the powers, authorities and privileges granted and conceded by the laws of the Philippines to corporations organized under and in accordance with said laws and in particular, unto corporations of like nature and kind. *(As approved by the Board of Directors on March 18, 2021)*

S E C O N D A R Y

1. To conduct, operate and maintain the business of distributing, selling, buying, or otherwise dealing in meat, animal, dairy and poultry productions, produced or resulting in whole or in part slaughtered chicken, cattle, hogs, sheep and other kinds of livestock or poultry, as well as in other food products or preparations of all kinds and descriptions, including seafoods, vegetable and fruits and their by-products, and in connection therewith to acquire, operate and maintain factories, packing houses, refrigeration and cold storage plants with all the machinery, equipments and facilities required for such manufacturing operations;

[xxx]

11. To engage in the business of producing and manufacturing pharmaceutical grade alcohol and other similar products and to carry on all activities and services incidental and/or ancillary for such production and manufacturing including, without limitation, the following: (a) the acquisition, design, leasing, construction, assembly, rehabilitation, expansion, commissioning, operation and

	<p><u>maintenance of manufacturing plants and related facilities, and any and all kinds of machines and equipment; (b) the selling, supply and distribution of such pharmaceutical grade alcohol and related products to any person or entities; and (c) the importation of machines, equipment, tools, spare parts and other necessary and related materials or chemicals.</u></p> <p><u>12.</u> Generally, to do and perform all acts and things properly and reasonably necessary in carrying all purposes and objects of the corporation. <i>(As approved by the Board of Directors on July 17, 2020)</i></p>
--	---

Item 18. None

Item 19. Voting Procedures

(a) The vote required for approval or election:

Pursuant to Article II, Section 6 of the Amended By-Laws of the Corporation, a majority of the subscribed and outstanding capital, present in person, represented by proxy, or participating in the meeting via remote communication, shall be sufficient at a stockholders' meeting to constitute a quorum for the election of directors and for the transaction of any business whatsoever, except in those cases in which the Revised Corporation Code requires the affirmative vote of a greater proportion. Stockholders casting their votes in absentia, as may be provided for by the Board of Directors, shall also be deemed present for purposes of determining the existence of a quorum. Meetings of the stockholders may be conducted via remote communication, such as by teleconferencing or videoconferencing, subject to such guidelines as may be promulgated by the SEC.

The vote of the stockholders representing a majority of a quorum shall be required to approve any action submitted to the stockholders for approval, except in those cases where the Revised Corporation Code requires the affirmative vote of a greater proportion.

Unless otherwise prescribed by the Revised Corporation Code or by special law, and for legitimate purposes, any provision or matter stated in the articles of incorporation may be amended by a majority vote of the board of directors and the vote or written assent of the stockholders representing at least two-thirds (2/3) of the outstanding capital stock, without prejudice to the appraisal right of dissenting stockholders in accordance with the provisions of the Revised Corporation Code.

(b) The method by which votes will be counted:

In accordance with Article II, Section 7 of the Amended By-Laws, every stockholder shall be entitled to vote, in person or by proxy, or via remote communication or in absentia, electronically or otherwise, as may be provided for by the Board of Directors, for each share of stock held by him, which has voting power upon the matter in question.

Article II, Section 9 of the Amended By-Laws also provides that stockholders may vote at all meetings the number of shares registered in their respective names, either in person or by proxy, duly given in writing and duly presented to and received by the Secretary for inspection and recording not later than five (5) working days before the time set for the meeting, except such period shall be reduced to one (1) working day for meetings that are adjourned due to lack of the necessary quorum. No proxy bearing a signature which is not legally acknowledged by the Secretary shall be honored at the meetings. Proxies shall be valid and effective for five (5) years, unless the proxy provides for a shorter period, and shall be suspended for any meeting wherein the stockholder appears in person.

Article II, Section 8 of the Amended By-Laws also provides that the directors of the Corporation shall be elected by plurality vote at the annual meeting of the stockholders for the year at which a quorum is present. At each election for directors, every stockholder shall have the right to vote, in person or by proxy, or via remote communication or in absentia, electronically or otherwise, as may be provided for by the Board of Directors, the number of shares owned by him for as many persons as there are directors to be elected, or to cumulate his votes by giving one candidate as many votes as the number of such directors multiplied by the number of his shares shall equal, or by distributing such votes as the same principle among as many number of candidates.

Sections 23 and 57 of the Revised Corporation Code provides that the Corporation may allow a stockholder to cast his vote *in absentia* via modes which the Corporation shall establish, taking into account the Corporation's scale, number of shareholders or members, structure and other factors consistent with the basic right of corporate suffrage.

Pursuant to Article IV, Section 9 of the Amended By-Laws, the Secretary shall record all the votes and proceedings of the stockholders and of the directors in a book kept for that purpose.

Item 20. Participation of Stockholders by Remote Communication

In support of the efforts to contain the outbreak of COVID-19 and to ensure the safety and welfare of its stockholders, directors, officers, and employees, the Corporation will dispense with the physical attendance of stockholders at the meeting and will allow attendance only by remote communication. The livestream of the meeting shall be viewable at the following web address: <https://bit.ly/URC2021ASM>.

In order for the Corporation to properly conduct validation procedures, stockholders who have not sent their proxies or voted *in absentia* who wish to participate via remote communication must notify the Corporation by email to corporate.secretary@urc.com.ph on or before May 6, 2021.

Please refer to Annex "E" for the detailed guidelines for participation via remote communication and the procedure for registration and casting votes *in absentia*.

Market Price for the Corporation's Common Equity and Related Stockholder Matters

The information on market prices, holders, dividends and other related stockholder matters as of March 31, 2021 are incorporated by reference to page 11 to 12 of the Management Report.

Additional Information Required by the SEC Pursuant to paragraph (4) of SRC Rule 20 (Disclosures to Stockholders Prior to Meeting)

Additional information as of March 31, 2021 are as follows:

1. Market Price

Quarter period January to March 2021	<u>High</u> ₱160.5	<u>Low</u> ₱118.6
--------------------------------------	-----------------------	----------------------

The market price of the Corporation’s common equity as of April 5, 2021 is **₱133.50**.

2. The number of shareholders of record as of March 31, 2021 was 999.

Common shares outstanding as of March 31, 2021 were 2,204,161,868 with a par value of ₱1.00 per share.

3. List of Stockholders of the Corporation as of March 31, 2021

Name of stockholder	Number of shares held	Percent to Total Outstanding
1. JG Summit Holdings, Inc.	1,215,223,061	55.13%
2. PCD Nominee Corporation (Non-Filipino)	602,861,587	27.35%
3. PCD Nominee Corporation (Filipino)	351,364,800	15.94%
4. Toccata Securities Pty. Ltd (Account 1)	5,035,541	0.23%
4. Toccata Securities Pty. Ltd (Account 2)	5,035,541	0.23%
4. Toccata Securities Pty. Ltd (Account 3)	5,035,541	0.23%
5. Elizabeth Y. Gokongwei and/or John Gokongwei, Jr.	2,479,400	0.11%
6. Litton Mills, Inc.	2,237,434	0.10%
7. Hopkins Securities Pty. Ltd. (Account 1)	1,888,328	0.09%
7. Hopkins Securities Pty. Ltd. (Account 2)	1,888,328	0.09%
7. Hopkins Securities Pty. Ltd. (Account 3)	1,888,328	0.09%
7. Hopkins Securities Pty. Ltd. (Account 4)	1,888,328	0.09%
8. Robinsons Bank – Trust and Investments Group No. 030-46-000001-9	575,800	0.03%
9. Lisa Gokongwei Cheng	575,000	0.03%
9. Faith Gokongwei Lim	575,000	0.03%
9. Robina Gokongwei Pe	575,000	0.03%
9. Hope Gokongwei Tang	575,000	0.03%
10. Quality Investments & Sec Corp	400,143	0.02%
11. JG Summit Capital Services Corporation	379,500	0.02%
11. Flora Ng Siu Kheng	379,500	0.02%
12. Gilbert U. Du and/or Fe Socorro R. Du	188,485	0.01%
13. Pedro Sen	75,900	0.00%
14. Phimco Industries Provident Fund	72,864	0.00%
15. Joseph Estrada	72,105	0.00%
16. Gilbert Du	63,250	0.00%
17. Abacus Securities Corporation	51,100	0.00%
18. Patrick Y. Tong	46,299	0.00%
19. Patrick Henry C. Go	45,540	0.00%
19. Vincent Henry C. Go	45,540	0.00%
20. Margaret Sy Chuachiaco	43,700	0.00%
Other stockholders	2,595,925	0.12%
Total outstanding	2,204,161,868	100.00%

The full list of stockholders of the Corporation as of March 31, 2021 is attached herewith as Annex “F”.

Discussion on compliance with leading practices on corporate governance

The Corporation adheres to the principles and practices of good corporate governance, as embodied in its Corporate Governance Manual, Code of Business Conduct and related SEC Circulars.

On December 16, 2020, the Board of Directors approved the additional revisions made to the Revised Corporate Governance Manual of the Corporation in accordance with SEC Memorandum Circular No. 19, Series of 2016. The Revised Corporate Governance Manual was filed with the SEC on December 22, 2020. Continuous improvement and monitoring of governance and management policies have been undertaken to ensure that the Corporation observes good governance and management practices. This is to assure the shareholders that the Corporation conducts its business with the highest level of integrity, transparency and accountability.

SEC Memorandum Circular No. 15, Series of 2017 mandates all listed companies to submit an Integrated Annual Corporate Governance Report (“I-ACGR”) on May 30 of the following year for every year that the company remains listed in the PSE.

PSE Memorandum Circular CN No. 2017-0079 provides that the I-ACGR effectively supersedes the SEC’s Annual Corporate Governance Report and the PSE’s Corporate Governance Disclosure Report.

The Corporation likewise consistently strives to raise its financial reporting standards by adopting and implementing prescribed Philippine Financial Reporting Standards.

UNIVERSAL ROBINA CORPORATION, AS REGISTRANT, WILL PROVIDE WITHOUT CHARGE, UPON WRITTEN REQUEST, A COPY OF THE REGISTRANT’S ANNUAL REPORT ON SEC FORM 17-A. SUCH WRITTEN REQUESTS SHOULD BE DIRECTED TO THE OFFICE OF THE CORPORATE SECRETARY, 40/F ROBINSONS EQUITABLE TOWER, ADB AVENUE CORNER POVEDA ST., ORTIGAS CENTER, PASIG CITY, METRO MANILA, PHILIPPINES.

SIGNATURE PAGE

After reasonable inquiry and to the best of my knowledge and belief, I certify that the information set forth in this report is true, complete, and correct. This report is signed in the City of Pasig on April 14, 2021.

UNIVERSAL ROBINA CORPORATION

A handwritten signature in black ink, appearing to read 'IRWIN C. LEE', written over a horizontal line.

IRWIN C. LEE

President and Chief Executive Officer

CERTIFICATION OF INDEPENDENT DIRECTORS

I, **CESAR V. PURISIMA**, Filipino, of legal age and a resident of 1567 Cypress Street, Dasmariñas Village, Makati City, after having been duly sworn to in accordance with law do hereby declare that:

1. I am a nominee for independent director of Universal Robina Corporation and have been its independent director since May 30, 2018.
2. I am affiliated with the following companies or organizations (including Government-Owned and Controlled Corporations):

COMPANY/ORGANIZATION	POSITION/RELATIONSHIP	PERIOD OF SERVICE
Milken Institute	Asia Fellow	Present
Asian Institute of Management	Executive in-Residence	Present
International School Manila	Trustee	Present
International Advisory Council (Phils) Singapore Management University	Member	Present
AIA Group Limited	Independent Non-Executive Director	Present
Ayala Land, Inc.	Independent Director	Present
De La Salle University	Member	Present
Sumitomo Mitsui Banking Corp.	Global Advisory Council Member	Present
Ikhlas Capital Singapore Pte. Ltd	Founding Partner	Present
Unistar Credit and Finance Corporation	Independent Non-Executive Director	Present
WWF-Philippines	Member Board of Trustees	Present
Jollibee Foods Corporation	Independent Director	Present
ABS-CBN Corporation	Member, Board of Advisor	Present
Bank of the Philippine Islands	Independent Director	Present

I am not affiliated with any Government-owned and Controlled corporations.

3. I possess all the qualifications and none of the disqualifications to serve as an Independent Director of Universal Robina Corporation, as provided for in Section 38 of the Securities Regulation Code, its Implementing Rules and Regulations and other SEC issuances.
4. I am related to the following director/officer/substantial shareholder of Universal Robina Corporation and its subsidiaries and affiliates other than the relationship provided under Rule 38.2.3 of the Securities Regulation Code.

Name of director/officer/substantial shareholder	Company	Nature of relationship
N/A	N/A	N/A


5. To the best of my knowledge, I am not the subject of any pending criminal or administrative investigation or proceeding:

Offense charged/investigated	Tribunal or agency involved	Status
N/A	N/A	N/A

6. I shall faithfully and diligently comply with my duties and responsibilities as independent director under the Securities Regulation Code and its Implementing Rules and Regulations, Code of Corporate Governance and other SEC issuances.


7. I shall inform the Corporate Secretary of Universal Robina Corporation of any changes in the abovementioned information within five days from its occurrence.

Done, this MAR 19 2021 at PASIG CITY


CESAR V. PURISIMA
Affiant

SUBSCRIBED AND SWORN to before me on the date and place first above written; affiant exhibiting to me his SSS ID No. 03-57226375 1 as his competent evidence of identity.

Doc No. 476
Page No. 97
Book No. 2
Series of 2021.


ATTY. EUNICE ANNE C. IGNACIO
Notary Public for Pasig, San Juan, and Pateros
Appointment No. 51; Until December 31, 2021
40F Robinsons Equitable Tower
ADB Ave., Ortigas Center, Pasig City
Roll of Attorneys No. 70210; June 2, 2017
PTR No. 8575402; January 28, 2021, Makati City
IBP No. 145094; January 8, 2021 Makati Chapter
MCLE Compliance No. VI-0007698; April 14, 2021

CERTIFICATION OF INDEPENDENT DIRECTORS

I, **RIZALINA G. MANTARING**, Filipino, of legal age and a resident of No. 12, Vicente Lim St., Ayala Heights, Quezon City, in accordance with law do hereby declare that:

1. I am a nominee for independent director of Universal Robina Corporation and have been its independent director since August 13, 2020.
2. I am affiliated with the following companies or organizations (including Government-Owned and Controlled Corporations):

Company/ Organization	Position/ Relationship	Period of Service
Ayala Corporation, Inc.	Independent Director	April 2020-Present
Ayala Land, Inc.	Independent Director	April 2014-Present
First Philippine Holdings Corporation Inc.	Independent Director	May 2016-Present
PHINMA Corporation	Independent Director	May 2019-Present
East Asia Computer Center Inc.	Independent Director	Nov 2019-Present
Microventures Foundation	Independent Director	2014-Present
Sun Life Grepa Financial Inc.	Director	Oct 2011-Present
Makati Business Club	Trustee	Oct 2017-Present
Parish-Pastoral Council for Responsible Voting (PPCRV)	Trustee	May 2018-Present
Philippine Business for Education	Trustee	May 2018-Present

I am not affiliated with any Government-owned and Controlled corporations.

3. I possess all the qualifications and none of the disqualifications to serve as an Independent Director of Universal Robina Corporation, as provided for in Section 38 of the Securities Regulation Code, its Implementing Rules and Regulations and other SEC issuances.
4. I am related to the following director/officer/substantial shareholder of Universal Robina Corporation and its subsidiaries and affiliates other than the relationship provided under Rule 38.2.3 of the Securities Regulation Code.

Name of director/officer/substantial shareholder	Company	Nature of relationship
N/A	N/A	N/A

5. To the best of my knowledge, I am not the subject of any pending criminal or administrative investigation or proceeding:

Offense charged/investigated	Tribunal or agency involved	Status
N/A	N/A	N/A


- I shall faithfully and diligently comply with my duties and responsibilities as independent director under the Securities Regulation Code and its Implementing Rules and Regulations, Code of Corporate Governance and other SEC issuances.
- I shall inform the Corporate Secretary of Universal Robina Corporation of any changes in the abovementioned information within five days from its occurrence.

Done, this MAR 19 2021 at PASIG CITY


RIZALINA G. MANTARING
Affiant

SUBSCRIBED AND SWORN to before me on the date and place first above written; affiant exhibiting to me her _____ as her competent evidence of identity.

Doc No. 477 ;
Page No. 97 ;
Book No. 2 ;
Series of 2021.


ATTY. EUNICE ANNE C. IGNACIO
Notary Public for Pasig, San Juan, and Pateros
Appointment No. 51; Until December 31, 2021
40F Robinsons Equitable Tower
ADB Ave., Ortigas Center, Pasig City
Roll of Attorneys No. 70210; June 2, 2017
PTR No. 8575402; January 28, 2021, Makati City
IBP No. 145094; January 8, 2021 Makati Chapter
MCLE Compliance No. VI-0007698; April 14, 2021

CERTIFICATION OF INDEPENDENT DIRECTORS

I, **CHRISTINE MARIE B. ANGCO**, Singaporean, of legal age and a resident of 22 Leonie Hill Road, Singapore, after having been duly sworn to in accordance with law do hereby declare that:

1. I am a nominee for independent director of Universal Robina Corporation and have been its independent director since August 13, 2020.
2. I am affiliated with the following companies or organizations (including Government-Owned and Controlled Corporations):

Company/ Organization	Position/ Relationship	Period of Service
ABC Center Pte Ltd (in Singapore)	Director	Present
PhilDev Foundation	Trustee	Present
NTUC First Campus (in Singapore)	Chief Commercial Officer	Present

I am not affiliated with any Government-owned and Controlled corporations.

3. I possess all the qualifications and none of the disqualifications to serve as an Independent Director of Universal Robina Corporation, as provided for in Section 38 of the Securities Regulation Code, its Implementing Rules and Regulations and other SEC issuances.
4. I am related to the following director/officer/substantial shareholder of Universal Robina Corporation and its subsidiaries and affiliates other than the relationship provided under Rule 38.2.3 of the Securities Regulation Code.

Name of director/officer/substantial shareholder	Company	Nature of relationship
N/A	N/A	N/A


5. To the best of my knowledge, I am not the subject of any pending criminal or administrative investigation or proceeding:

Offense charged/investigated	Tribunal or agency involved	Status
N/A	N/A	N/A

6. I shall faithfully and diligently comply with my duties and responsibilities as independent director under the Securities Regulation Code and its Implementing Rules and Regulations, Code of Corporate Governance and other SEC issuances.


7. I shall inform the Corporate Secretary of Universal Robina Corporation of any changes in the abovementioned information within five days from its occurrence.

Done, this MAR 19 2021 at PASIG CITY


CHRISTINE MARIE B. ANGCO
Affiant

SUBSCRIBED AND SWORN to before me on the date and place first above written; affiant exhibiting to me her _____ as her competent evidence of identity.

Doc No. 475
Page No. 26
Book No. 2
Series of 2021.


ATTY. EUNICE ANNE C. IGNACIO
Notary Public for Pasig, San Juan, and Pateros
Appointment No. 51; Until December 31, 2021
40F Robinsons Equitable Tower
ADB Ave., Ortigas Center, Pasig City
Roll of Attorneys No. 70210; June 2, 2017
PTR No. 8575402; January 28, 2021, Makati City
IBP No. 145094; January 8, 2021 Makati Chapter
MCLE Compliance No. VI-0007698; April 14, 2022

CERTIFICATION OF INDEPENDENT DIRECTOR

I, ANTONIO JOSE U. PERIQUET JR., Filipino, of legal age and a resident of 27 Banaba Road, Forbes Park South, Makati City, after having been duly sworn to in accordance with law do hereby declare that:

1. I am a nominee for independent director of Universal Robina Corporation.
2. I am affiliated with the following companies or organizations:

Company/Organization	Position/Relationship	Period of Service
Pacific Main Holdings, Inc.	Chairman	1999 - present
Campden Hill Group, Inc.	Chairman	2012 - present
Campden Hill Advisors, Inc.	Chairman	2012 - present
BPI Asset Management and Trust Corporation	Chairman	2017 - present
ABS-CBN Corporation	Independent Director	2013 - present
Ayala Corporation	Independent Director	2010 – present
Bank of the Philippine Islands (BPI)	Independent Director	2012 - present
BPI - Capital Corporation	Independent Director	2010 - present
BPI - Family Savings Bank, Inc.	Independent Director	2012 - present
DMCI Holdings, Inc.	Independent Director	2010 - present
Max's Group of Companies, Inc.	Independent Director	2014 - present
Philippine Seven Corporation	Independent Director	2010 - present
Semirara Mining and Power Corporation	Independent Director	2019 - present
Sem-Calaca Power Corporation	Independent Director	2020- present
Southwest Luzon Power Generation Corporation	Independent Director	2020 – present
The Straits Wine Company, Inc.	Director	2010 - present
Lyceum of the Philippines University	Trustee	2010 - present

I am not affiliated with any Government-Owned and Controlled Corporation.

3. I possess all the qualification and none of the disqualifications to serve as an Independent Director of Universal Robina Corporation, as provided for in Section 38 of the Securities Regulation Code, its Implementing Rules and Regulations and other SEC issuances.
4. I am not related to any director/officer/substantial shareholder of Universal Robina Corporation and its subsidiaries and affiliates other than the relationship provided under Rule 38.2.3 of the Securities Regulation Code.


NAME OF DIRECTOR/ OFFICER/ SUBSTANTIAL SHAREHOLDER	COMPANY	NATURE OF RELATIONSHIP
N.A.		

5. To the best of my knowledge, I am not the subject of any pending criminal or administrative investigation or proceeding.

OFFENSE CHARGED/INVESTIGATED	TRIBUNAL OR AGENCY INVOLVED	STATUS
N.A.		

6. I shall faithfully and diligently comply with my duties and responsibilities as independent director under the Securities Regulation Code and its implementing Rules and Regulations, Code of Corporate Governance and other SEC Issuances.
7. I shall inform the Corporate Secretary of Universal Robina Corporation of any changes in the abovementioned information within five days from its occurrence.

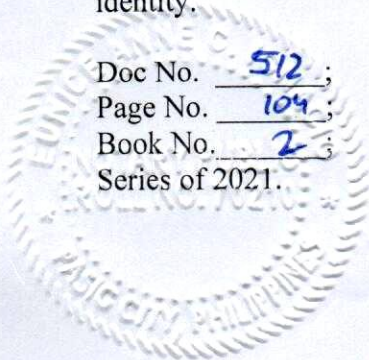
Done, this 29th of March 2021 at Makati City.



ANTONIO JOSE U. PERIQUEZ, JR.
 Affiant

SUBSCRIBED AND SWORN to before me on the date and place first above written; affiant exhibiting to me his Passport ID with No. P6023226A as his competent evidence of identity.

APR 13 2021

Doc No. 512 ;
 Page No. 104 ;
 Book No. 2 ;
 Series of 2021.




ATTY. EUNICE ANNE C. IGNACIO
 Notary Public for Pasig, San Juan, and Pateros
 Appointment No. 51; Until December 31, 2021
 40F Robinsons Equitable Tower
 ADB Ave., Ortigas Center, Pasig City
 Roll of Attorneys No. 70210; June 2, 2017
 PTR No. 8575402; January 28, 2021, Makati City
 IBP No. 145094; January 8, 2021 Makati Chapter
 MCLE Compliance No. VI-0007698; April 14, 2022

**2021 ANNUAL STOCKHOLDERS’ MEETING
OF
UNIVERSAL ROBINA CORPORATION**

**REGISTRATION AND PROCEDURE FOR
VOTING *IN ABSENTIA*
AND
PARTICIPATION VIA REMOTE COMMUNICATION**

I. VOTING *IN ABSENTIA*

Universal Robina Corporation (the “Corporation”) has established a procedure for the registration of and voting in absentia by stockholders at the annual meeting, as allowed under Sections 23 and 57 of the Revised Corporation Code.

1. Stockholders of record as of April 5, 2021 (the “Stockholder/s”) may register by sending an email to corporate.secretary@urc.com.ph with the following supporting documents:
 - a. For individual Stockholders:
 - i. Government-issued identification (ID) of the Stockholder;
 - ii. For Stockholders with joint accounts: A scanned copy of an authorization letter signed by all Stockholders, identifying who among them is authorized to cast the vote for the account.
 - iii. If holding shares through a broker, the certification from the broker stating the name of the beneficial owner and the number of shares owned by such Stockholder.
 - b. For corporate Stockholders:
 - i. Secretary’s Certificate authorizing the designated representative to vote the shares owned by the corporate Stockholder;
 - ii. Government-issued identification (ID) of the designated representative.
 - iii. If holding shares through a broker, certification from the broker stating the name of the beneficial owner and the number of shares owned by such Stockholder.

Registration shall be open from April 22 to April 28, 2021.

2. Registration shall be validated by the Office of the Corporate Secretary in coordination with the Stock Transfer Agent of the Corporation. Once the Stockholder has been successfully validated, the Stockholder shall be officially registered for the annual meeting and a digital ballot shall be generated for the Stockholder which shall be sent to the email address used by the Stockholder for registration.
3. The registered Stockholder may then proceed to fill out the ballot with the votes. All items in the agenda for approval shall be shown one at a time and the registered Stockholder may vote Yes, No, or Abstain. The vote is considered cast for all the registered Stockholder’s shares.
4. Once voting on all the agenda items is finished, the registered Stockholder is encouraged to review the votes before submitting the ballot. The Stockholder can then proceed to submit the accomplished ballot by clicking the ‘Submit’ button. The Stockholder may choose to have a summary of the votes cast sent to the email address of the registered Stockholder. Once the ballot has been submitted, votes may no longer be changed.

Multiple submissions of the digital ballot under the same shareholder for the same shares shall be invalidated.

5. Voting *in absentia* shall be open from April 29, 2021 to May 6, 2021.
6. The Office of the Corporate Secretary shall tabulate all votes cast *in absentia* together with the votes cast by proxy, and an independent third party will validate the results.
7. Stockholders who register and vote on the website for voting *in absentia* are hereby deemed to have given their consent to the collection, use, storing, disclosure, transfer, sharing and general processing of their personal data by the Corporation and by any other relevant third party for the purpose of electronic voting *in absentia* for the Annual Stockholders' Meeting and for all other purposes for which the Stockholder can cast his/her/its vote as a stockholder of the Corporation.

II. PARTICIPATION VIA REMOTE COMMUNICATION

1. Stockholders may attend the meeting on May 13, 2021 at 11:00 a.m. via the following livestreaming link: <https://bit.ly/URC2021ASM>. The livestream shall be broadcast via Microsoft Teams, which may be accessed either on the web browser or on the Microsoft Teams app. Those who wish to view the livestream may sign in using any Microsoft account or may join the stream anonymously.
2. Stockholders who have not sent their proxies or registered on the voting *in absentia* website ("Unregistered Stockholders") may still attend the meeting through the broadcast link. In order to be counted for the determination of quorum, Unregistered Stockholders are requested to notify the Corporation by e-mail to corporate.secretary@urc.com.ph by May 6, 2021 of their intention to participate in the meeting by remote communication.

For validation purposes, the notification email from the Stockholder shall contain the following:

- a. Government-issued identification (ID) of the shareholder
 - b. If holding shares through a broker, certification from the broker stating the name of the beneficial owner and the number of shares owned by such shareholder.
3. For purposes of quorum, only the following Stockholders shall be counted as present:
 - a. Stockholders who have registered and voted in absentia before the cut off date;
 - b. Stockholders who have sent their proxies before the deadline;
 - c. Stockholders who have notified the Corporation of their intention to participate in the meeting by remote communication before the deadline
 4. Questions and comments on the items in the Agenda may be sent to corporate.secretary@urc.com.ph. Questions or comments received on or before May 6, 2021 may be responded to during the meeting. Any questions not answered during the meeting shall be answered via email.

LIST OF ALL STOCKHOLDERS
As Of March 31, 2021

STOCKHOLDER'S NAME	OUTSTANDING & ISSUED SHARES (FULLY PAID)	OUTSTANDING & ISSUED SHARES (PARTIALLY PAID)	TOTAL HOLDINGS (SUBSCRIBED)	PERCENTAGE TO TOTAL
1 JG SUMMIT HOLDINGS INC.	1,215,223,061	0	1,215,223,061	55.133
2 PCD NOMINEE CORPORATION (NON-FILIPINO)	602,861,587	0	602,861,587	27.351
3 PCD NOMINEE CORPORATION (FILIPINO)	351,364,800	0	351,364,800	15.950
4 TOCCATA SECURITIES PTY. LTD (ACCOUNT 1)	5,035,541	0	5,035,541	0.226
5 TOCCATA SECURITIES PTY. LTD (ACCOUNT 2)	5,035,541	0	5,035,541	0.226
6 TOCCATA SECURITIES PTY. LTD (ACCOUNT 3)	5,035,541	0	5,035,541	0.226
7 ELIZABETH Y. GOKONGWEI AND/OR JOHN GOKONGWEI JR.	2,479,400	0	2,479,400	0.111
8 LITTON MILLS, INC.	2,237,434	0	2,237,434	0.100
9 HOPKINS SECURITIES PTY. LTD. (ACCOUNT 1)	1,888,328	0	1,888,328	0.085
10 HOPKINS SECURITIES PTY. LTD. (ACCOUNT 2)	1,888,328	0	1,888,328	0.085
11 HOPKINS SECURITIES PTY. LTD. (ACCOUNT 3)	1,888,328	0	1,888,328	0.085
12 HOPKINS SECURITIES PTY. LTD. (ACCOUNT 4)	1,888,328	0	1,888,328	0.085
13 RBC-TIG ATF TA#030-172-530113	575,800	0	575,800	0.026
14 LISA GOKONGWEI CHENG	575,000	0	575,000	0.026
15 FAITH GOKONGWEI LIM	575,000	0	575,000	0.026
16 ROBINA GOKONGWEI PE	575,000	0	575,000	0.026
17 HOPE GOKONGWEI TANG	575,000	0	575,000	0.026
18 QUALITY INVESTMENTS & SEC CORP	400,143	0	400,143	0.018
19 FLORA NG SIU KHENG	379,500	0	379,500	0.017
20 JG SUMMIT CAPITAL SERVICES CORP.	253,000	0	253,000	0.011
21 GILBERT U. DU AND/OR FE SOCORRO R. DU	188,485	0	188,485	0.008
22 JG SUMMIT CAPITAL SERVICES CORPORATION	127,765	0	127,765	0.006
23 PEDRO SEN	75,900	0	75,900	0.003
24 PHIMCO INDUSTRIES PROVIDENT FUND	72,864	0	72,864	0.003
25 JOSEPH ESTRADA	72,105	0	72,105	0.003
26 GILBERT DU	63,250	0	63,250	0.003
27 ABACUS SECURITIES CORPORATION	51,100	0	51,100	0.002
28 PATRICK Y. TONG	46,299	0	46,299	0.002
29 PATRICK HENRY C. GO	45,540	0	45,540	0.002
30 VINCENT HENRY C. GO	45,540	0	45,540	0.002
31 MARGARET SY CHUACHIACO	43,700	0	43,700	0.002
32 MA. JOSEFINA L. DE OCAMPO	43,263	0	43,263	0.002
33 FIRST LIFE FINANCIAL CO., INC.	41,500	0	41,500	0.002
34 PNOG COAL CORP. AS TRUSTEE OF MALANGAS COAL CORP. (MCC)	38,860	0	38,860	0.002
35 JESUS G. CHUA AND/OR MILA M. CHUA	37,950	0	37,950	0.002
36 PEAKSUN ENT. & EXPORT CORP.	37,950	0	37,950	0.002
37 ME HOLDINGS	36,432	0	36,432	0.002
38 ALARICO S. LIM	35,673	0	35,673	0.002
39 LUIS C TONGCO JR	35,000	0	35,000	0.002
40 CELSO LOBREGAT	31,878	0	31,878	0.001
41 TIONG KENG CHING	30,360	0	30,360	0.001
42 TIONG KENG CHING AND/OR CYNTHIA D. CHING	30,360	0	30,360	0.001
43 CELENIA GALLINERA	30,360	0	30,360	0.001
44 SHIRLEY C. LIM AND/OR VICTOR K.	30,360	0	30,360	0.001
45 SMS DEVELOPMENT CORPORATION	30,360	0	30,360	0.001
46 LIM TAY	30,360	0	30,360	0.001
47 OSCAR NG TSAI	27,830	0	27,830	0.001
48 ANNA LORAIN M. MENDOZA	27,500	0	27,500	0.001
49 RAYMOND ALVIN M. MENDOZA	27,500	0	27,500	0.001
50 CATHERINA R. CAWAI	22,770	0	22,770	0.001
51 ATTICUS KING	22,770	0	22,770	0.001
52 RENE B. BLANCAVER	20,000	0	20,000	0.001
53 LILY ANG	15,180	0	15,180	0.001
54 ERNESTO CHUA KAW	15,180	0	15,180	0.001
55 ERNESTO CHUAKAW	15,180	0	15,180	0.001
56 DANNY CORAL	15,180	0	15,180	0.001
57 ESTRELLITA R. CRISOSTOMO	15,180	0	15,180	0.001
58 JUPITER DE GUZMAN	15,180	0	15,180	0.001
59 HOME DEVELOPMENT MUTUAL FUND EMPLOYEES PROVIDENT PLAN	15,180	0	15,180	0.001
60 ANTONIO D. PAGTALUNAN	15,180	0	15,180	0.001
61 ELVIRA O. REGOSO-VERA	15,180	0	15,180	0.001
62 JOSE E. SALVADOR	15,180	0	15,180	0.001
63 STAR AIRFREIGHT PHILS. INC.	15,180	0	15,180	0.001
64 MIGUEL TENG	15,180	0	15,180	0.001
65 ARTHUR C. UY	15,180	0	15,180	0.001

LIST OF ALL STOCKHOLDERS
As Of March 31, 2021

STOCKHOLDER'S NAME	OUTSTANDING & ISSUED SHARES (FULLY PAID)	OUTSTANDING & ISSUED SHARES (PARTIALLY PAID)	TOTAL HOLDINGS (SUBSCRIBED)	PERCENTAGE TO TOTAL
66 CESAR O. VIRTUSIO	15,180	0	15,180	0.001
67 ARTHUR C. YAP	15,180	0	15,180	0.001
68 ESPERANZA YU	15,180	0	15,180	0.001
69 LEONOR G. HORTINELA	14,421	0	14,421	0.001
70 JOSE MA. C. MERCADO	14,421	0	14,421	0.001
71 ALEJANDRO R. SUMAYAO	14,421	0	14,421	0.001
72 GREGORIO H. REYES AND/OR MA. CONSUELO PUYAT-REYES	13,662	0	13,662	0.001
73 MA. TERESA P. CRUZ	12,144	0	12,144	0.001
74 FELIPE P. CRUZ III	12,144	0	12,144	0.001
75 VICTOR Y. LIM JR.	12,144	0	12,144	0.001
76 TEODORO D. REGALA	12,000	0	12,000	0.001
77 FREDERICK GO	11,500	0	11,500	0.001
78 EMILY VARUA AND/OR FRANCISCO VARUA	11,385	0	11,385	0.001
79 JANE KHO	10,929	0	10,929	0.000
80 PABLO C. ANO	10,626	0	10,626	0.000
81 ERNESTO B. PAJE	10,626	0	10,626	0.000
82 ASIATRUST BANK	10,373	0	10,373	0.000
83 MICHEL MARK C. TE	10,120	0	10,120	0.000
84 MELQUIADES VIRATA III	9,867	0	9,867	0.000
85 ELIZABETH CHENG	9,361	0	9,361	0.000
86 LIZA Y. GOKONGWEI	9,108	0	9,108	0.000
87 ANNE PATRICIA C. GO	8,855	0	8,855	0.000
88 BENIGNO D. PECZON	8,855	0	8,855	0.000
89 MURPHY CHU	8,349	0	8,349	0.000
90 TERESITA L. ONG	8,288	0	8,288	0.000
91 MICHELLE CHANG	7,590	0	7,590	0.000
92 TAN CHEK	7,590	0	7,590	0.000
93 LOLITA S. CHUA	7,590	0	7,590	0.000
94 SUNLY COO	7,590	0	7,590	0.000
95 LUCINA K. DE GUZMAN	7,590	0	7,590	0.000
96 TOMAS DE LAS ALAS	7,590	0	7,590	0.000
97 ANTONIO T. DE RAMOS	7,590	0	7,590	0.000
98 ALEJANDRO DEL MUNDO	7,590	0	7,590	0.000
99 ELVIRA A. GUZMAN	7,590	0	7,590	0.000
100 JOHNNY T. HERNANDEZ	7,590	0	7,590	0.000
101 NORTHSTAR CAPITAL, INC.	7,590	0	7,590	0.000
102 TIONG ONG AND/OR EDITHA TUDDAO	7,590	0	7,590	0.000
103 GREGORIO PASTORFIDE	7,590	0	7,590	0.000
104 EDUARDO R. PUNO	7,590	0	7,590	0.000
105 DAVID SY	7,590	0	7,590	0.000
106 MARIO SY	7,590	0	7,590	0.000
107 TERRY SY	7,590	0	7,590	0.000
108 PEDRO A. SYSON	7,590	0	7,590	0.000
109 MICHAEL LIM TAN	7,590	0	7,590	0.000
110 THE UNIVESITY OF MANILA	7,590	0	7,590	0.000
111 MARILOU G. TONOLETE	7,590	0	7,590	0.000
112 ELAINE C. TYCANGCO	7,590	0	7,590	0.000
113 GINO PAULO G MAH	7,300	0	7,300	0.000
114 MANUEL BERNABE	6,831	0	6,831	0.000
115 ANASTACIA GUECO MACALINO	6,831	0	6,831	0.000
116 CRISTINO PANLILIO	6,831	0	6,831	0.000
117 RENATO B. SANTOS	6,831	0	6,831	0.000
118 BENJAMIN SEBASTIAN	6,831	0	6,831	0.000
119 RAFAEL L. YUPANGCO	6,831	0	6,831	0.000
120 RODOLFO G. MENDOZA &/OR ALBINA M.	6,800	0	6,800	0.000
121 DHARMALA CITCO	6,451	0	6,451	0.000
122 CESAR T. HERNANDEZ	6,440	0	6,440	0.000
123 ONE EQUITIES CORP. CAPITAL FAO PHIL. TRANSMARINE CARRIER CORPORATI	6,360	0	6,360	0.000
124 EDWIN C. JAVELLANA	6,325	0	6,325	0.000
125 WILBERT L. TAN AND/OR WILBURN T. TAN	6,325	0	6,325	0.000
126 GELACIO L. ABANILLA JR.	6,072	0	6,072	0.000
127 CARMEN T. ANG	6,072	0	6,072	0.000
128 CEFERINO BATA JR.	6,072	0	6,072	0.000
129 ROGELIO R. CABUNAG	6,072	0	6,072	0.000
130 HUI LY CHUA	6,072	0	6,072	0.000
131 MAGDALENA CU CHUA	6,072	0	6,072	0.000

LIST OF ALL STOCKHOLDERS
As Of March 31, 2021

STOCKHOLDER'S NAME	OUTSTANDING & ISSUED SHARES (FULLY PAID)	OUTSTANDING & ISSUED SHARES (PARTIALLY PAID)	TOTAL HOLDINGS (SUBSCRIBED)	PERCENTAGE TO TOTAL
132 FLG MANAGEMENT & DEV. CORP.	6,072	0	6,072	0.000
133 EUSEBIO GONZALES	6,072	0	6,072	0.000
134 JULIETA LAO	6,072	0	6,072	0.000
135 MARCELINO LAO	6,072	0	6,072	0.000
136 RICHARD SY LEUNG	6,072	0	6,072	0.000
137 CONSUELO LIJAUCO	6,072	0	6,072	0.000
138 FRANCES MONTEMAYOR LUKBAN	6,072	0	6,072	0.000
139 MA. TERESITA G. MARTINEZ	6,072	0	6,072	0.000
140 NATALIE SIA	6,072	0	6,072	0.000
141 REMEDIOS G. SYCHING	6,072	0	6,072	0.000
142 ERNESTO TANMANTIONG	6,072	0	6,072	0.000
143 TESSIE TE	6,072	0	6,072	0.000
144 CARLITO P. TULOD	6,072	0	6,072	0.000
145 WILLIAM TAN UNTIONG	6,072	0	6,072	0.000
146 JAIME BASAL	5,313	0	5,313	0.000
147 VICTORIA CABALUNA	5,313	0	5,313	0.000
148 LICERIA O. INGCOCO	5,313	0	5,313	0.000
149 ELSA F. LEONARDIA	5,313	0	5,313	0.000
150 MARGARITA L. LEONARDIA	5,313	0	5,313	0.000
151 JACINTO MALIMAS	5,313	0	5,313	0.000
152 JOSUE MANGROBANG	5,313	0	5,313	0.000
153 ANGELITA MANLONGAT	5,313	0	5,313	0.000
154 JEROME V. MEJIA	5,313	0	5,313	0.000
155 JOSELITO PATALUD	5,313	0	5,313	0.000
156 MILAGROS S. RAMOS	5,313	0	5,313	0.000
157 RICARDO T. SIGUION REYNA	5,313	0	5,313	0.000
158 JOSEFINA SISON	5,313	0	5,313	0.000
159 CAROLINE R. TORIO	5,313	0	5,313	0.000
160 ROBERTO C. YAP	5,180	0	5,180	0.000
161 E.N MADRAZO CORPORATION	5,060	0	5,060	0.000
162 SOLIDBANK T/A #C-20190	5,060	0	5,060	0.000
163 HOME DEVELOPMENT MUTUAL FUND (PAG-IBIG FUND)	5,000	0	5,000	0.000
164 WARLITO P. MANLAPAZ	4,807	0	4,807	0.000
165 ROBERT B. EPES	4,662	0	4,662	0.000
166 MANUEL C. ALVAREZ	4,554	0	4,554	0.000
167 JOSE T. CONEJERO	4,554	0	4,554	0.000
168 JUSTINIANO S. GADIA	4,554	0	4,554	0.000
169 SIMON S. GO	4,554	0	4,554	0.000
170 CARMEN M. HENARES	4,554	0	4,554	0.000
171 EMILY K. JISON	4,554	0	4,554	0.000
172 LINDA C. KENG	4,554	0	4,554	0.000
173 MARSMAN FOUNDATION, INC.	4,554	0	4,554	0.000
174 SERGIO LL NARANJILLA JR.	4,554	0	4,554	0.000
175 PALMERA HOMES, INC. BY: VILLAR, MANUEL	4,554	0	4,554	0.000
176 MARIA LORNA G. PERLADA	4,554	0	4,554	0.000
177 DOROTHY L. ROBLE	4,554	0	4,554	0.000
178 CESAR A. RUBIO	4,554	0	4,554	0.000
179 SOCIETY OF THE DIVINE WORD	4,554	0	4,554	0.000
180 ROMEO E. VILLANUEVA	4,554	0	4,554	0.000
181 RESTITUTO BONDOC	4,427	0	4,427	0.000
182 STEPHEN T. TEO AND/OR TERESITA R. TEO	4,200	0	4,200	0.000
183 ERNESTO QUE	4,000	0	4,000	0.000
184 ERNESTO CHOA	3,960	0	3,960	0.000
185 IMELDA B. CAPISTRANO	3,795	0	3,795	0.000
186 CECILE R. CODOY	3,795	0	3,795	0.000
187 ERNESTO OPPEN, INC.	3,795	0	3,795	0.000
188 FAITH YU GOKONGWEI	3,795	0	3,795	0.000
189 HOPE YU GOKONGWEI	3,795	0	3,795	0.000
190 FRANCISCO B. GONZALES JR.	3,795	0	3,795	0.000
191 LEAH E. HERNANE	3,795	0	3,795	0.000
192 CHRISTINA LAZARO	3,795	0	3,795	0.000
193 SAMUEL Z. LEE	3,795	0	3,795	0.000
194 CELESTINO G. MIJARES	3,795	0	3,795	0.000
195 ANN LESLIE ONG	3,795	0	3,795	0.000
196 JOSE ROMAN OZAETA	3,795	0	3,795	0.000
197 JOSE ROMAN OZAETA AND/OR MA. VICTORIA OZAETA	3,795	0	3,795	0.000

LIST OF ALL STOCKHOLDERS
As Of March 31, 2021

STOCKHOLDER'S NAME	OUTSTANDING & ISSUED SHARES (FULLY PAID)	OUTSTANDING & ISSUED SHARES (PARTIALLY PAID)	TOTAL HOLDINGS (SUBSCRIBED)	PERCENTAGE TO TOTAL
198 GABRIELLA ROLDAN-CONCEPCION	3,795	0	3,795	0.000
199 MA. CORAZON R. SANDICO	3,795	0	3,795	0.000
200 THEOFREDO J.R. SANDICO	3,795	0	3,795	0.000
201 CATALINO YAP	3,795	0	3,795	0.000
202 AMBROSIO M. GISON	3,750	0	3,750	0.000
203 SUZETTE R. MADRAZO	3,668	0	3,668	0.000
204 LOURDES S. TURNO	3,600	0	3,600	0.000
205 MA. CARIDAD T. AQUINO	3,500	0	3,500	0.000
206 MANUEL C. ALVAREZ	3,339	0	3,339	0.000
207 ELENA B. ALIKPALA	3,036	0	3,036	0.000
208 CARMELINO P. ALVENDIA JR.	3,036	0	3,036	0.000
209 RAYMUND C. ANO	3,036	0	3,036	0.000
210 MA. LOURDES AQUINO	3,036	0	3,036	0.000
211 BETTY DANTE AW	3,036	0	3,036	0.000
212 SUZIE BORROMEO	3,036	0	3,036	0.000
213 AGAPITO D. CAPISTRANO	3,036	0	3,036	0.000
214 AILEEN R. CHUA	3,036	0	3,036	0.000
215 ELEUTERIO S. COJUANGCO	3,036	0	3,036	0.000
216 RODOLFO R. CORVITE	3,036	0	3,036	0.000
217 JOSELITO M. DEMILLO	3,036	0	3,036	0.000
218 CARMINA C. DESALES	3,036	0	3,036	0.000
219 FERDINAND EDRALIN	3,036	0	3,036	0.000
220 VIRGINIA EUSTAQUIO	3,036	0	3,036	0.000
221 CHRISTINE C. GO	3,036	0	3,036	0.000
222 ELKE SY GO	3,036	0	3,036	0.000
223 AIL GURNAMAL	3,036	0	3,036	0.000
224 RAMON Y. INTENGAN II	3,036	0	3,036	0.000
225 SY TIAN LAO	3,036	0	3,036	0.000
226 ANA MERCEDES C. LAU	3,036	0	3,036	0.000
227 ARVIN U. LIM	3,036	0	3,036	0.000
228 LOURDES SCHOOL-MANDALUYONG	3,036	0	3,036	0.000
229 RENE T. MAGBANUA	3,036	0	3,036	0.000
230 TERESITA K. MATHAY	3,036	0	3,036	0.000
231 ROSITA SIN MEJIA	3,036	0	3,036	0.000
232 FRANCISCO A. MENDOZA	3,036	0	3,036	0.000
233 ALFREDO ONG	3,036	0	3,036	0.000
234 JERRY C. ONG	3,036	0	3,036	0.000
235 JOSEPH C. ONG	3,036	0	3,036	0.000
236 EDWARD PE	3,036	0	3,036	0.000
237 JOCELYN R. REYES AND/OR EMMANUEL C. ROJAS	3,036	0	3,036	0.000
238 JOHNSON T. SANTOS	3,036	0	3,036	0.000
239 ALFRED O. SAULON	3,036	0	3,036	0.000
240 ALFREDO R. SERVINIO	3,036	0	3,036	0.000
241 FREDERICK GILBERT E. SERVINIO	3,036	0	3,036	0.000
242 JOHN ANTHONY E. SERVINIO	3,036	0	3,036	0.000
243 PATRICK JEROME E. SERVINIO	3,036	0	3,036	0.000
244 VANESSA LEDESMA SUATENGCO	3,036	0	3,036	0.000
245 SUSAN TAN	3,036	0	3,036	0.000
246 CARMEN TIU	3,036	0	3,036	0.000
247 JUDITH M. UY AND/OR SALVADOR J. UY	3,036	0	3,036	0.000
248 FLORENCIO O. VISTAN	3,036	0	3,036	0.000
249 BENJAMIN C. YAP	3,036	0	3,036	0.000
250 RODOLFO G. MENDOZA &/OR ALBINA M. MENDOZA	3,000	0	3,000	0.000
251 MARCIA GOKONGWEI	2,995	0	2,995	0.000
252 STEPHEN L. ONG	2,580	0	2,580	0.000
253 RICKY CO DELA TORRE	2,530	0	2,530	0.000
254 DHARMALA CITCO	2,530	0	2,530	0.000
255 GORDON DUFF	2,530	0	2,530	0.000
256 ABIGAIL C. HILLS	2,530	0	2,530	0.000
257 URBANCORP SECURITIES, INC.	2,530	0	2,530	0.000
258 ESTRELLA M. DELA CRUZ	2,480	0	2,480	0.000
259 GURPREET SINGH GREWAL	2,350	0	2,350	0.000
260 CAMILO GREGORIO AND/OR ANA MARIA G. DE GUZMAN	2,331	0	2,331	0.000
261 V. CHRISTINE F. LOPEZ	2,300	0	2,300	0.000
262 MARIA CLARA B. WILLIS AND/OR HUGH WARREN WILLIS	2,300	0	2,300	0.000
263 EFREN C. ABRIL	2,277	0	2,277	0.000

LIST OF ALL STOCKHOLDERS
As Of March 31, 2021

STOCKHOLDER'S NAME	OUTSTANDING & ISSUED SHARES (FULLY PAID)	OUTSTANDING & ISSUED SHARES (PARTIALLY PAID)	TOTAL HOLDINGS (SUBSCRIBED)	PERCENTAGE TO TOTAL
264 CATALINA C. BAGASINA	2,277	0	2,277	0.000
265 VIVIAN GUIACO CHUA	2,277	0	2,277	0.000
266 MARIA TERESA P. GALLEG0	2,277	0	2,277	0.000
267 NORA E. INEZ	2,277	0	2,277	0.000
268 JOY LOCSIN	2,277	0	2,277	0.000
269 ANDRES MANCERA	2,277	0	2,277	0.000
270 RAUL VICTOR B. TAN AND/OR MARY ROSE T. TAN	2,277	0	2,277	0.000
271 FEBTC A/C #203-00022	2,257	0	2,257	0.000
272 ASHOK B. UTTAMCHANDANI ESQUIRE INTERNATIONAL CREDIT RES., INC.	2,000	0	2,000	0.000
273 EVA JANE C. BORROMEO	2,000	0	2,000	0.000
274 ROMA JAYNE L. BUSTILLO	2,000	0	2,000	0.000
275 KIAN CHAY CO AND/OR RITA GAPUZ	2,000	0	2,000	0.000
276 DAVID L. KHO	2,000	0	2,000	0.000
277 COMMUNITY OF BENEDICTINE SISTERS	1,990	0	1,990	0.000
278 IRMA LARGOZA	1,980	0	1,980	0.000
279 ALEX L. SEMBRANO	1,980	0	1,980	0.000
280 MARIANO T. ANG	1,831	0	1,831	0.000
281 JUDITH M. SISON	1,821	0	1,821	0.000
282 ADELWISA FERNANDEZ	1,782	0	1,782	0.000
283 NESTOR N. NERBES	1,718	0	1,718	0.000
284 MARIAN B. ARELLANO	1,702	0	1,702	0.000
285 CLAUDETTE CORDON	1,700	0	1,700	0.000
286 ERWIN BRYAN O. SEE	1,696	0	1,696	0.000
287 DHARMALA SEC. PHILS., INC.	1,610	0	1,610	0.000
288 ANDREA SARAPUDDIN	1,590	0	1,590	0.000
289 CAPITAL PLACE INTERNATIONAL LIMITED	1,580	0	1,580	0.000
290 ROBERT JAWORSKI	1,554	0	1,554	0.000
291 MA. SOCORRO B. ABAD	1,518	0	1,518	0.000
292 NELLIE MACALINO ACOSTA	1,518	0	1,518	0.000
293 ANABELLE S. ACUNA	1,518	0	1,518	0.000
294 JESUSA I. ACUNA	1,518	0	1,518	0.000
295 GREGORIO AGUILA	1,518	0	1,518	0.000
296 OPHELIA C. ALCANTARA	1,518	0	1,518	0.000
297 MA. ROSARIO M. ALMEDA	1,518	0	1,518	0.000
298 MANUEL P. ALONZO JR.	1,518	0	1,518	0.000
299 ANGEL P. ANCHETA JR.	1,518	0	1,518	0.000
300 JORGE V. ANGELES	1,518	0	1,518	0.000
301 PAULINA T. AQUINO AND/OR MA. CARIDAD T.	1,518	0	1,518	0.000
302 ROMMEL C. AQUINO	1,518	0	1,518	0.000
303 ADOLF B. ARAGON	1,518	0	1,518	0.000
304 MARISSA ARAKI	1,518	0	1,518	0.000
305 RENO C. ARANETA	1,518	0	1,518	0.000
306 CECILIA L. ARCELLANA	1,518	0	1,518	0.000
307 B & D CONSTRUCTION & DEVT CORP	1,518	0	1,518	0.000
308 RAMON D. BAGATSING	1,518	0	1,518	0.000
309 RONALD G. BALAGOT	1,518	0	1,518	0.000
310 JOSE C. BALINGHASAY	1,518	0	1,518	0.000
311 SNOOKS S. BASCO	1,518	0	1,518	0.000
312 RICARDO J. BAUTISTA	1,518	0	1,518	0.000
313 SONIA M. BELIZARIO AND/OR EVARISTO MENDOZA	1,518	0	1,518	0.000
314 TERESITA B. BERMILLO	1,518	0	1,518	0.000
315 EDGAR V. BIONAT	1,518	0	1,518	0.000
316 NORIE C. BORDADOR	1,518	0	1,518	0.000
317 ANNA LIZA BORDON	1,518	0	1,518	0.000
318 MA. CECILIA S. BORJA	1,518	0	1,518	0.000
319 ARTURO BUENAVENTURA	1,518	0	1,518	0.000
320 VERONICA BUENAVENTURA	1,518	0	1,518	0.000
321 LUISITO BUENDIA	1,518	0	1,518	0.000
322 NANCY D. CABAL	1,518	0	1,518	0.000
323 HERMINIO P. CABATO	1,518	0	1,518	0.000
324 CHRISTOPHER F. A. CALIBO	1,518	0	1,518	0.000
325 NORBERTO CALLANTA JR.	1,518	0	1,518	0.000
326 JOSE BLAS L. CARLOS JR.	1,518	0	1,518	0.000
327 JOSE M. CARNATE	1,518	0	1,518	0.000
328 EDILBERTO M. CARO	1,518	0	1,518	0.000
329 AMELIA R. CASAMIRO	1,518	0	1,518	0.000

LIST OF ALL STOCKHOLDERS
As Of March 31, 2021

STOCKHOLDER'S NAME	OUTSTANDING & ISSUED SHARES (FULLY PAID)	OUTSTANDING & ISSUED SHARES (PARTIALLY PAID)	TOTAL HOLDINGS (SUBSCRIBED)	PERCENTAGE TO TOTAL
330 FLORENTINO CATAHAN	1,518	0	1,518	0.000
331 ANN H. CATUNCAN	1,518	0	1,518	0.000
332 DONNABELLE DY CHUA	1,518	0	1,518	0.000
333 FELICITAS Y. CHUA	1,518	0	1,518	0.000
334 JULIE CHUA	1,518	0	1,518	0.000
335 LABAN CHUA	1,518	0	1,518	0.000
336 PATRICIA CLAPAROLS	1,518	0	1,518	0.000
337 CYNTHIA K. CLAVIOLLO	1,518	0	1,518	0.000
338 ROBIN CO	1,518	0	1,518	0.000
339 MARISSA LUBI CONSTANTE	1,518	0	1,518	0.000
340 ENGRACIA A. CONSUNJI	1,518	0	1,518	0.000
341 MARIO L. COPUYOC	1,518	0	1,518	0.000
342 PAULINO A. CORTEZ	1,518	0	1,518	0.000
343 EVELYN M. CRUZ	1,518	0	1,518	0.000
344 PONCIANO V. CRUZ JR.	1,518	0	1,518	0.000
345 DBP SERVICE CORPORATION	1,518	0	1,518	0.000
346 MARIA LUISA R. DE GUIA AND/OR GERALDO R. DE GUIA	1,518	0	1,518	0.000
347 VICTOR ALLAN B. DICHOSO	1,518	0	1,518	0.000
348 NELSON D. DIVINAGRACIA	1,518	0	1,518	0.000
349 MARIFE R. DIZON	1,518	0	1,518	0.000
350 MANUEL T. DULAWON	1,518	0	1,518	0.000
351 DORIS B. DULGUIME	1,518	0	1,518	0.000
352 MARCELO T. DY	1,518	0	1,518	0.000
353 NORA A. ELIZES	1,518	0	1,518	0.000
354 ROSARIO F. EMLANO	1,518	0	1,518	0.000
355 CHONA PAULA B. ENCINARES	1,518	0	1,518	0.000
356 MA. CARMENCITA P. ERA	1,518	0	1,518	0.000
357 NORMAN M. ESPINA	1,518	0	1,518	0.000
358 JOSE A. ESPINAS	1,518	0	1,518	0.000
359 AGNES P. FABON	1,518	0	1,518	0.000
360 MARILOU A. FAMORCA	1,518	0	1,518	0.000
361 VIRGILIO G. FARCON JR.	1,518	0	1,518	0.000
362 MA. CONSTANTINA J. FERNANDEZ	1,518	0	1,518	0.000
363 MARIO R. FESTIN	1,518	0	1,518	0.000
364 SUSAN FIGUEROA	1,518	0	1,518	0.000
365 BENIGNO FONTANILLA	1,518	0	1,518	0.000
366 ARTURO FRANCISCO	1,518	0	1,518	0.000
367 MARY HAZEL A. FUENTES	1,518	0	1,518	0.000
368 HILDA D. GALEOS	1,518	0	1,518	0.000
369 FERIA P. GAMMAD	1,518	0	1,518	0.000
370 MA. GRACIELA M. GARAYBLAS	1,518	0	1,518	0.000
371 EDUARDO K. GARAYGAY	1,518	0	1,518	0.000
372 MARISTELA A. GARCIA	1,518	0	1,518	0.000
373 AURORA L. GO	1,518	0	1,518	0.000
374 JOSEPH GOLLON	1,518	0	1,518	0.000
375 CARLOS O. GOTAUICO JR.	1,518	0	1,518	0.000
376 ARIEL QUINTOS GOZON	1,518	0	1,518	0.000
377 TERESITA GRANADOS	1,518	0	1,518	0.000
378 RAMON GRANFLOR JR.	1,518	0	1,518	0.000
379 RAFAEL GUEVARA AND/OR ANA REGINA L. GUEVARA	1,518	0	1,518	0.000
380 DIWA GUINIGUNDO	1,518	0	1,518	0.000
381 MARIFELLE HAMOR	1,518	0	1,518	0.000
382 MA. CONSUELO C. HILADO	1,518	0	1,518	0.000
383 JOSE HILARIO AND/OR REBECCA HILARIO	1,518	0	1,518	0.000
384 THEODORE G. HUANG	1,518	0	1,518	0.000
385 LUIS R. IBASCO JR.	1,518	0	1,518	0.000
386 TERESITA P. IGUICO	1,518	0	1,518	0.000
387 BERNADETTE CINDY VILLARUEL ILAO	1,518	0	1,518	0.000
388 MARITES INGLES	1,518	0	1,518	0.000
389 AIMARDO V. INTERIOR	1,518	0	1,518	0.000
390 BENITO JAO	1,518	0	1,518	0.000
391 TEODORO JURADO	1,518	0	1,518	0.000
392 MA. FRANCESCA V. JUSTO	1,518	0	1,518	0.000
393 ERMELINA B. KALAGAYAN	1,518	0	1,518	0.000
394 ROBERT KWAN	1,518	0	1,518	0.000
395 MA. THERESA LAGAREJOS	1,518	0	1,518	0.000

LIST OF ALL STOCKHOLDERS
As Of March 31, 2021

STOCKHOLDER'S NAME	OUTSTANDING & ISSUED SHARES (FULLY PAID)	OUTSTANDING & ISSUED SHARES (PARTIALLY PAID)	TOTAL HOLDINGS (SUBSCRIBED)	PERCENTAGE TO TOTAL
396 BONIFACIO LASCUNA	1,518	0	1,518	0.000
397 ARNOLD JOEL C. LEBRILLA	1,518	0	1,518	0.000
398 NICOLAS LEDESMA	1,518	0	1,518	0.000
399 RUBI L. LI	1,518	0	1,518	0.000
400 AGNES LIM	1,518	0	1,518	0.000
401 JOSEFINA F. LIM	1,518	0	1,518	0.000
402 MA ANASTACIA MELANA MONFORT LIM	1,518	0	1,518	0.000
403 NATIVIDAD ROSARIO LIM	1,518	0	1,518	0.000
404 NORMA CHIU LIM	1,518	0	1,518	0.000
405 TERESITA M. LOPEZ	1,518	0	1,518	0.000
406 EMELINA MACASINAG	1,518	0	1,518	0.000
407 WINEFREDA O. MADARANG	1,518	0	1,518	0.000
408 JOSE E. MADDATU	1,518	0	1,518	0.000
409 MA. CECILIA MAGSINO	1,518	0	1,518	0.000
410 DOMINA P. MARAMO	1,518	0	1,518	0.000
411 ELMIRA A. MARIANO	1,518	0	1,518	0.000
412 LUCILLE MARQUEZ	1,518	0	1,518	0.000
413 RUFINA MASTRILI	1,518	0	1,518	0.000
414 MARTA P. MATIENZO	1,518	0	1,518	0.000
415 RUDOLFO S. MONJE	1,518	0	1,518	0.000
416 GEORGE PATRICK P. MOYA	1,518	0	1,518	0.000
417 PRISCILA L. NAMUAG	1,518	0	1,518	0.000
418 JAIME Y. NARCISO	1,518	0	1,518	0.000
419 JOSEPHINE C. NARCISO	1,518	0	1,518	0.000
420 CARLOS G. NAVAL	1,518	0	1,518	0.000
421 MILAGROS M. NEPOMUCENO	1,518	0	1,518	0.000
422 MING KWONG T. NG	1,518	0	1,518	0.000
423 ROSIE R. NOCHE	1,518	0	1,518	0.000
424 ARLENE TERESA G. OBISPO	1,518	0	1,518	0.000
425 MANUEL O. OBLIGACION	1,518	0	1,518	0.000
426 PRECY S. ONATE	1,518	0	1,518	0.000
427 HERMENEGILDO G. ONATE JR.	1,518	0	1,518	0.000
428 GRACE M. ONG	1,518	0	1,518	0.000
429 MIRIAM NGO ONG	1,518	0	1,518	0.000
430 BIENVENIDO G. ONGKIKO	1,518	0	1,518	0.000
431 ANGELITA L. ORTEGA-CORTEZ	1,518	0	1,518	0.000
432 EDITH M. ORTIZ	1,518	0	1,518	0.000
433 VICTORIA S. PADILLA	1,518	0	1,518	0.000
434 MELCHOR ASIS PAGUIRIGAN	1,518	0	1,518	0.000
435 CONCEPCION D. PALISOC	1,518	0	1,518	0.000
436 PINKY D. PARDO	1,518	0	1,518	0.000
437 DAISY G. PASIA	1,518	0	1,518	0.000
438 VERONICA PEREZ	1,518	0	1,518	0.000
439 PROSPERITY FARM, INC.	1,518	0	1,518	0.000
440 CARLITOS D. QUEVENCO	1,518	0	1,518	0.000
441 MA. ROSARIO RACELA	1,518	0	1,518	0.000
442 REBECCA M. RAMOS	1,518	0	1,518	0.000
443 ALFREDO ROGELIO REYES	1,518	0	1,518	0.000
444 CARINA P. REYES	1,518	0	1,518	0.000
445 DOLORES D. REYES	1,518	0	1,518	0.000
446 ZENAIDA S. REYES	1,518	0	1,518	0.000
447 EVANGELINE B. RODRIGUEZ	1,518	0	1,518	0.000
448 ERLINDA C. ROGACION	1,518	0	1,518	0.000
449 ALLAN G. ROMAN	1,518	0	1,518	0.000
450 VICTORIA B. ROTOR	1,518	0	1,518	0.000
451 RISA SHERRY L. RUBINOS	1,518	0	1,518	0.000
452 CARLOS S. RUFINO	1,518	0	1,518	0.000
453 ANNE S. SALVADOR	1,518	0	1,518	0.000
454 VIRGINIA M. SANCHEZ	1,518	0	1,518	0.000
455 JOCELYN SANDICO	1,518	0	1,518	0.000
456 MA. EILEEN I. SANTOS	1,518	0	1,518	0.000
457 JANET C. SEBOLLENA	1,518	0	1,518	0.000
458 WILMA DOLOR C. SEVILLEJA	1,518	0	1,518	0.000
459 ANTONIO P. SILVA	1,518	0	1,518	0.000
460 JUAN S. SIMBORIO JR.	1,518	0	1,518	0.000
461 WILFRED SON KENG PO	1,518	0	1,518	0.000

LIST OF ALL STOCKHOLDERS
As Of March 31, 2021

STOCKHOLDER'S NAME	OUTSTANDING & ISSUED SHARES (FULLY PAID)	OUTSTANDING & ISSUED SHARES (PARTIALLY PAID)	TOTAL HOLDINGS (SUBSCRIBED)	PERCENTAGE TO TOTAL
462 GREGORIA K. SY	1,518	0	1,518	0.000
463 LAWRENCE FRANCIS SY	1,518	0	1,518	0.000
464 ROBERT SY	1,518	0	1,518	0.000
465 ROSALINE FRANCES SY	1,518	0	1,518	0.000
466 ROWENA FRANCES SY	1,518	0	1,518	0.000
467 VICKY FRANCES SY	1,518	0	1,518	0.000
468 MA. RESMA TAGABUHIN	1,518	0	1,518	0.000
469 FELIPE C. TAN	1,518	0	1,518	0.000
470 FRANCES BENNETH A. TAN	1,518	0	1,518	0.000
471 IMELDA CELESTIAL TAN	1,518	0	1,518	0.000
472 JESUS L. TAN	1,518	0	1,518	0.000
473 LINDA L. TAN	1,518	0	1,518	0.000
474 LUCIO TAN	1,518	0	1,518	0.000
475 TOMAS TAN	1,518	0	1,518	0.000
476 WILSON C. TAN	1,518	0	1,518	0.000
477 ROBERTO ANG TE	1,518	0	1,518	0.000
478 HELEN A. TEANO	1,518	0	1,518	0.000
479 GONZALO TEEHANKEE	1,518	0	1,518	0.000
480 JUANITO F. TEJADA	1,518	0	1,518	0.000
481 ANNA LIZA TIGLAO	1,518	0	1,518	0.000
482 MA. JOSEFINA F. TINIO	1,518	0	1,518	0.000
483 LEONILA Y. TOMACRUZ	1,518	0	1,518	0.000
484 WILSON M. TORIBIO	1,518	0	1,518	0.000
485 ARNULFO O. TORRES	1,518	0	1,518	0.000
486 EUGENIO R. UNSON	1,518	0	1,518	0.000
487 FRANCISCO VALENCIA	1,518	0	1,518	0.000
488 LEONARDO P. VALENCIA	1,518	0	1,518	0.000
489 EGIDIO P. VALERA	1,518	0	1,518	0.000
490 RONALD B. VELARDE	1,518	0	1,518	0.000
491 EUSTAQUIO E. VER	1,518	0	1,518	0.000
492 FROILAN L. VERGARA	1,518	0	1,518	0.000
493 NELSON A. VERGARA	1,518	0	1,518	0.000
494 REMEDIOS L. VILLANUEVA	1,518	0	1,518	0.000
495 RICHARD S. VILLAR	1,518	0	1,518	0.000
496 VIRGINIO T. WILLIS	1,518	0	1,518	0.000
497 GEORGE U. YOUNG JR.	1,518	0	1,518	0.000
498 CONSUELO YSMAEL	1,518	0	1,518	0.000
499 ANITA ZAMORA	1,518	0	1,518	0.000
500 ALEXANDER ONG	1,500	0	1,500	0.000
501 JIMMY GO	1,380	0	1,380	0.000
502 JESUS S. LAZATIN	1,380	0	1,380	0.000
503 MENCHIE D. DESIPEDA	1,320	0	1,320	0.000
504 ENEDINA V. DIESTA	1,320	0	1,320	0.000
505 ERIC R. RUIZ	1,320	0	1,320	0.000
506 ANTONIO A. AMADOR	1,265	0	1,265	0.000
507 GINA ROWENA V. AMISCARAY	1,265	0	1,265	0.000
508 LEONOR L. BELTRAN	1,265	0	1,265	0.000
509 ANNA MARINA A. CALA	1,265	0	1,265	0.000
510 RICARDO S. CANLAS	1,265	0	1,265	0.000
511 ELPIDIO T. CHAN	1,265	0	1,265	0.000
512 NOE C. DESTAJO JR.	1,265	0	1,265	0.000
513 EBC SECURITIES CORPORATION	1,265	0	1,265	0.000
514 MARIA MYLENE R. GALLARDO	1,265	0	1,265	0.000
515 ANDRES S. MAGBITANG JR.	1,265	0	1,265	0.000
516 FE G. MASIDDO	1,265	0	1,265	0.000
517 CECILE M. REODICA AND/OR PRISCILLA M. REODICA	1,265	0	1,265	0.000
518 EDITHA L. SABADO	1,265	0	1,265	0.000
519 ELOISA F. YAN	1,265	0	1,265	0.000
520 CRISTINA YAU	1,265	0	1,265	0.000
521 MA. GEORGINA VERA PEREZ	1,200	0	1,200	0.000
522 GINA A. DELA CRUZ	1,198	0	1,198	0.000
523 MARJORIE P. ALBARADO AND/OR JOSE ANTONIO HORTINELA	1,150	0	1,150	0.000
524 TAT YAN FAN	1,150	0	1,150	0.000
525 NOE DESTAJO	1,113	0	1,113	0.000
526 ROMULO FERRER	1,113	0	1,113	0.000
527 ARIEL LATOSA	1,113	0	1,113	0.000

LIST OF ALL STOCKHOLDERS
As Of March 31, 2021

STOCKHOLDER'S NAME	OUTSTANDING & ISSUED SHARES (FULLY PAID)	OUTSTANDING & ISSUED SHARES (PARTIALLY PAID)	TOTAL HOLDINGS (SUBSCRIBED)	PERCENTAGE TO TOTAL
528 MA. LOURDES REYES CRISOSTOMO	1,041	0	1,041	0.000
529 MA. ANGELES REYES PEREZ	1,041	0	1,041	0.000
530 BERNARDINA SANTOS REYES	1,041	0	1,041	0.000
531 JESUS EUGENIO SANTOS REYES	1,041	0	1,041	0.000
532 VICENTE EDGARDO S. REYES	1,041	0	1,041	0.000
533 ANECITA DE CASTRO	1,036	0	1,036	0.000
534 RAFAEL A. SANTOS	1,036	0	1,036	0.000
535 EVELYN SY CHUA	1,012	0	1,012	0.000
536 DEBBIE SIA	1,012	0	1,012	0.000
537 DELBERT SIA	1,012	0	1,012	0.000
538 DANILO M. CELESTIAL	1,000	0	1,000	0.000
539 GEORGE TAN GO	1,000	0	1,000	0.000
540 JIMMY GO	1,000	0	1,000	0.000
541 JUANA TAN GO	1,000	0	1,000	0.000
542 SIU LIU GO	1,000	0	1,000	0.000
543 IGNACIO O. GOTAO	1,000	0	1,000	0.000
544 BRENDA G. GUAMIL	1,000	0	1,000	0.000
545 HAPI ILOILO CORPORATION	1,000	0	1,000	0.000
546 CARMELITA E. SANTAMARIA	1,000	0	1,000	0.000
547 JAIME SANTIAGO AND/OR MA. LUISA SANTIAGO	1,000	0	1,000	0.000
548 JAMES O. YU	1,000	0	1,000	0.000
549 ALFONSO S. YUCHENGCO JR.	995	0	995	0.000
550 HUBERT O. CAOILE	990	0	990	0.000
551 RUBEN F. CIRON	990	0	990	0.000
552 PETER NGO	990	0	990	0.000
553 SHIRLEY TAN	990	0	990	0.000
554 MA. GEORGINA P. DE VENECIA ITF CHRISTOPHER DE VENECIA	960	0	960	0.000
555 MA. GEORGINA P. DEVENECIA ITF MA. KRISTINA CASIMIRA DE VENECIA	960	0	960	0.000
556 PHILIPPINE TRANSMARINE CARRIERS INC.	954	0	954	0.000
557 ROLANDO RODRIGUEZ	891	0	891	0.000
558 LEONARDO T. SIGUION REYNA	891	0	891	0.000
559 EMMANUEL ANTONIO GOMEZ	885	0	885	0.000
560 NORMA GUTIERREZ	885	0	885	0.000
561 VICTOR T. TAMANO	885	0	885	0.000
562 MA. GRACIA REYES SERAPIO	867	0	867	0.000
563 YEE ONG HON	825	0	825	0.000
564 CELSO GUZMAN FRANCISCO	800	0	800	0.000
565 FEDERICO E. PUNO	795	0	795	0.000
566 UBP-TID # 201-50018-9	795	0	795	0.000
567 TERESA TANADA	792	0	792	0.000
568 ANTONIO SY	777	0	777	0.000
569 WILLIAM AMELLIAM	759	0	759	0.000
570 NENA M. ANDALUZ	759	0	759	0.000
571 MANUEL B. ANDRES	759	0	759	0.000
572 CARMEN L. ANG	759	0	759	0.000
573 JIMMY Y. ANG	759	0	759	0.000
574 DANIEL ANTOLIN JR.	759	0	759	0.000
575 ROSALINDA M. AQUINO	759	0	759	0.000
576 MARIANO V. ARANETA JR.	759	0	759	0.000
577 MITCHELL V. ARROJADO	759	0	759	0.000
578 PERPETUO ALFREDO M. ATIENZA	759	0	759	0.000
579 MARIVIC C. AUDITOR	759	0	759	0.000
580 MA. THERESA BADION	759	0	759	0.000
581 ZENAIDA BARRION	759	0	759	0.000
582 HERCULITO C. BAUTISTA	759	0	759	0.000
583 MA. MELINDA A. BERNARDINO	759	0	759	0.000
584 PETER B. BERNARDO	759	0	759	0.000
585 GRACE L. BONACRUZ	759	0	759	0.000
586 CESAR P. BONDOC JR.	759	0	759	0.000
587 MARINA BRILLO-BAYAG	759	0	759	0.000
588 CONSOLACION BUENVIAJE	759	0	759	0.000
589 JOSE CHUA	759	0	759	0.000
590 PEKINIA CHUA	759	0	759	0.000
591 CORAZON A. CLAVECILLAS	759	0	759	0.000
592 OLIVIA G. CO	759	0	759	0.000
593 LEONCITA B. CONCEPCION	759	0	759	0.000

LIST OF ALL STOCKHOLDERS
As Of March 31, 2021

STOCKHOLDER'S NAME	OUTSTANDING & ISSUED SHARES (FULLY PAID)	OUTSTANDING & ISSUED SHARES (PARTIALLY PAID)	TOTAL HOLDINGS (SUBSCRIBED)	PERCENTAGE TO TOTAL
594 MARIA HELEN M. CONCILLO	759	0	759	0.000
595 BING ROGELIO B. DARADAR	759	0	759	0.000
596 LEONARDO D. DAROY AND/OR LILIA M. DAROY	759	0	759	0.000
597 MA. ROSARIO J. DE LEON	759	0	759	0.000
598 OSCAR DE LA CRUZ	759	0	759	0.000
599 ERICO P. DE LOS REYES	759	0	759	0.000
600 ALICE DE VERA	759	0	759	0.000
601 FLORENE A. DELOS SANTOS	759	0	759	0.000
602 EDITHA DIZON	759	0	759	0.000
603 SALVACION G. DORMIDO	759	0	759	0.000
604 LUZ VICTORIA DULATAS AND/OR LUVINA D. BAUTISTA	759	0	759	0.000
605 CECILIO M. DULATRE	759	0	759	0.000
606 ANGEL F. ECHANO	759	0	759	0.000
607 MA. JAILY ESCOBAL	759	0	759	0.000
608 WILFREDO G. ESPADA	759	0	759	0.000
609 JOSELITO M. ESPANOL	759	0	759	0.000
610 LUISA M. ESPEDIDO	759	0	759	0.000
611 MARILOU EVANGELISTA	759	0	759	0.000
612 FAR EAST BANK & TRUST CO. A/C # 203-00273	759	0	759	0.000
613 CRISTOPHER ANTONIO FELICIANO	759	0	759	0.000
614 JOSEPH R. FERNANDEZ	759	0	759	0.000
615 MARIA LOURDES Y. FERNANDEZ	759	0	759	0.000
616 ANA MARIA A. FERRER	759	0	759	0.000
617 JOCELYN M. FRANCISCO	759	0	759	0.000
618 NOEL GAGUI	759	0	759	0.000
619 HELEN G. GAN	759	0	759	0.000
620 YVONNE ZENAIDA R. GANTIOQUI	759	0	759	0.000
621 LORETTA E. GARCIA	759	0	759	0.000
622 NENA Q. GARCIA	759	0	759	0.000
623 MARY CHENG GO	759	0	759	0.000
624 BILLIE Y. GONZALES	759	0	759	0.000
625 MARY ANN A. GONZALES	759	0	759	0.000
626 CESAR GOPEZ	759	0	759	0.000
627 HERMINIA C. GRANDE	759	0	759	0.000
628 EVANGELINA M. GUEVARRA	759	0	759	0.000
629 ELSA A. GUEVERRA	759	0	759	0.000
630 DENNIS B. HUANG	759	0	759	0.000
631 RAMON V. IGNACIO	759	0	759	0.000
632 JOSE A. JALIMAO	759	0	759	0.000
633 FILIPINAS I. JALLORINA	759	0	759	0.000
634 JOSE LESLIE P. JAVIER	759	0	759	0.000
635 KERRY SECURITIES (PHILS), INC. A/C GB002	759	0	759	0.000
636 EMELITA R. LAZARO	759	0	759	0.000
637 PAULITA JIMENA L. LEE	759	0	759	0.000
638 LANI Z. LIAMZON	759	0	759	0.000
639 ALBERT S. LIMQUECO	759	0	759	0.000
640 NEMESIO F. LOPEZ	759	0	759	0.000
641 NELLY S. LUA	759	0	759	0.000
642 ELENO ORENSE LUBI	759	0	759	0.000
643 EUFROSINA ORENSE LUBI	759	0	759	0.000
644 KATHLEEN D. LUCHANGCO	759	0	759	0.000
645 VICTOR P. LUIS AND/OR LILIAN J. LUIS	759	0	759	0.000
646 ETHELDALE T. LUYABEN	759	0	759	0.000
647 MAXIMO Q. MACEREN JR.	759	0	759	0.000
648 MELANIE V. MADRILEJO	759	0	759	0.000
649 REYNALDO G. MAGBANUA JR.	759	0	759	0.000
650 DULCE MANDAP	759	0	759	0.000
651 EDUARDO U. MANESE	759	0	759	0.000
652 GERARDO O. MANLANGIT	759	0	759	0.000
653 JOCELYNE O. MANUEL	759	0	759	0.000
654 IMELDA GUIAPAD MAYANGAO	759	0	759	0.000
655 ROLANDO M. MAYANGAO	759	0	759	0.000
656 HERNANDO T. MEJIA	759	0	759	0.000
657 LILIA G. MEJIA	759	0	759	0.000
658 JESUSA M. MERCADO	759	0	759	0.000
659 GREGORIO M. MICO JR.	759	0	759	0.000

LIST OF ALL STOCKHOLDERS
As Of March 31, 2021

STOCKHOLDER'S NAME	OUTSTANDING & ISSUED SHARES (FULLY PAID)	OUTSTANDING & ISSUED SHARES (PARTIALLY PAID)	TOTAL HOLDINGS (SUBSCRIBED)	PERCENTAGE TO TOTAL
660 JEAN C. MOLANO	759	0	759	0.000
661 ERLINDA ALMENDRAS MONTALBO	759	0	759	0.000
662 ELISA C. NAGA	759	0	759	0.000
663 MA. GERTRUDES G. NIEVALES	759	0	759	0.000
664 GLORIFICACION M. NOCOS	759	0	759	0.000
665 BENITO G. OBLENA	759	0	759	0.000
666 LEONARDO OCAMPO	759	0	759	0.000
667 MILA S. OMENGAN	759	0	759	0.000
668 CORINNA AGUADA ORDONA	759	0	759	0.000
669 SIXTO L. OROSA JR.	759	0	759	0.000
670 CHRISTINE JOY PAMBID	759	0	759	0.000
671 RUBEN C. PANALIGAN	759	0	759	0.000
672 VICENTE LIM PANG	759	0	759	0.000
673 CECILIA O. PANTE	759	0	759	0.000
674 PERFECTO N. PANUELOS	759	0	759	0.000
675 AGERICO PARAS	759	0	759	0.000
676 CLARISSA M. PENALOSA	759	0	759	0.000
677 CARMELITA M. PESTANIO	759	0	759	0.000
678 GEOFFREY PONCE	759	0	759	0.000
679 DIWATA QUINTOS	759	0	759	0.000
680 CYNTHIA C. REYES	759	0	759	0.000
681 NERIZA C. REYES	759	0	759	0.000
682 JOY ASUNCION B. ROSALES	759	0	759	0.000
683 ALEXIUS C. SABIO	759	0	759	0.000
684 NOEL B. SALAZAR	759	0	759	0.000
685 FILIPINAS MAGTOTO SALITA	759	0	759	0.000
686 CHERRY SALVATERA	759	0	759	0.000
687 LILIAN L. SALVATERA	759	0	759	0.000
688 GLENN SAN LUIS	759	0	759	0.000
689 JOSEFINA T. SANDOVAL	759	0	759	0.000
690 PETER G. SANDOVAL	759	0	759	0.000
691 ALICE G. SANGRADOR	759	0	759	0.000
692 CONSOLISA G. SANTILLAN	759	0	759	0.000
693 JUANITA O. SERZO	759	0	759	0.000
694 NIMFA M. SI	759	0	759	0.000
695 MONSERRAT L. SONGFO	759	0	759	0.000
696 VIRGILIO SONGFO	759	0	759	0.000
697 PABLO SOSUNTONG	759	0	759	0.000
698 MELEA S. SY	759	0	759	0.000
699 LUCENITO N. TAGLE	759	0	759	0.000
700 SONYA M. TANGLAO	759	0	759	0.000
701 ALEJANDRO H. TENGCO	759	0	759	0.000
702 CHUN TU TIU	759	0	759	0.000
703 ROBERT F. TROTA	759	0	759	0.000
704 SELDO F. UBUNGEN	759	0	759	0.000
705 EUGENIO R. UNSON	759	0	759	0.000
706 MA. THERESA OLGA B. UY	759	0	759	0.000
707 ADONICA C. VALENCIA	759	0	759	0.000
708 ANGELITO VASQUEZ	759	0	759	0.000
709 JOSE MANUEL L. VILLANUEVA AND/OR ROSARIO C. VILLANUEVA	759	0	759	0.000
710 VICTOR A. VILLAREAL	759	0	759	0.000
711 MOISES M. VISPERAS JR.	759	0	759	0.000
712 SUSAN YU YAP	759	0	759	0.000
713 HENRY YU	759	0	759	0.000
714 JOCELYN O. ZALDIVAR	759	0	759	0.000
715 SEBASTIAN YU	726	0	726	0.000
716 PACITA PRONOVE	700	0	700	0.000
717 LUZVIMINDA TOBIAS	695	0	695	0.000
718 CORAZON MERCADO	693	0	693	0.000
719 PILAR NARCISO	690	0	690	0.000
720 MELISANDE C. POBLADOR	690	0	690	0.000
721 TANSENGCO & COMPANY, INC.	690	0	690	0.000
722 CIELITO V. ZULAYBAR	690	0	690	0.000
723 FEBTC A/C #201-00085	659	0	659	0.000
724 EDWARD V. UNSON	644	0	644	0.000
725 BABY SY	636	0	636	0.000

LIST OF ALL STOCKHOLDERS
As Of March 31, 2021

STOCKHOLDER'S NAME	OUTSTANDING & ISSUED SHARES (FULLY PAID)	OUTSTANDING & ISSUED SHARES (PARTIALLY PAID)	TOTAL HOLDINGS (SUBSCRIBED)	PERCENTAGE TO TOTAL
726 EDMUND L. TAN	636	0	636	0.000
727 ARNOLD Q. BENGCO	632	0	632	0.000
728 RUDY P. CARANDANG	632	0	632	0.000
729 FAR EAST BANK & TRUST CO. A/C # 101-00064	632	0	632	0.000
730 MYRA L. HERRERA	632	0	632	0.000
731 ARNEL D. REYEL	632	0	632	0.000
732 JOSE ARNULFO A. VELOSO	632	0	632	0.000
733 JUANITO YU	632	0	632	0.000
734 FRABELLE FISHING CORPORATION RETIREMENT PLAN	616	0	616	0.000
735 IMELDA A. ARRÉGLO	600	0	600	0.000
736 RICARDO C. CASTRO	600	0	600	0.000
737 NIEVES U. DY	600	0	600	0.000
738 YASMIN S. NUNO	600	0	600	0.000
739 NESTOR C. ONG AND/OR ROSITA N. ONG	600	0	600	0.000
740 JOSE O. TAN	600	0	600	0.000
741 JOSEPHINE TING	600	0	600	0.000
742 JOSELITO YUJUICO	600	0	600	0.000
743 PHILIP G. CO	597	0	597	0.000
744 AMANTE F. CARONONGAN	594	0	594	0.000
745 NANCY LIM	594	0	594	0.000
746 ROBERTO F. MELO	575	0	575	0.000
747 NINFA L. PANGAN	552	0	552	0.000
748 ROGELIO VILLAROSA AND/OR ANDRELINA VILLAROSA	552	0	552	0.000
749 ANTONIO DE GUZMAN AND/OR ANA MARIE DE GUZMAN	540	0	540	0.000
750 ANTONIO S. DE LEON	518	0	518	0.000
751 ANTONIETTA R. DE LOS REYES	506	0	506	0.000
752 MARIA JACINTA V. GO	506	0	506	0.000
753 EUFROCINA JAUCIAN	506	0	506	0.000
754 MARISSA O. MALOLES AND/OR JOCELYN O. MALOLES	506	0	506	0.000
755 MA. VICTORIA S. MENDIOLA	506	0	506	0.000
756 ROSALINDA F. NOVENARIO	506	0	506	0.000
757 RAY ANTHONY GOMEZ SANTOS	506	0	506	0.000
758 MONINA VALENCIA	506	0	506	0.000
759 ERIC LIM	500	0	500	0.000
760 OSCAR T. PUNZALAN, JR.	500	0	500	0.000
761 CORAZON SON	500	0	500	0.000
762 CAROLINA MERCADO	483	0	483	0.000
763 ELISA R. MORALES	480	0	480	0.000
764 UBP-TID # 201-50001-7	477	0	477	0.000
765 EUSTELIA A. UNITE	477	0	477	0.000
766 PHILIPPINE VETERANS BANK TRUST AND INVESTMENT DEPT.	460	0	460	0.000
767 CONNELL SECURITIES, INC.	455	0	455	0.000
768 CHRISTEL LEONILA J. RUIZ	440	0	440	0.000
769 RAIZEL GERALDINE J. RUIZ	440	0	440	0.000
770 AILEEN THERESA J. RUIZ-ZARATE	440	0	440	0.000
771 CUNEGUNDA ESCABARTE RUSIANA	440	0	440	0.000
772 MARIA LOURDES ESCABARTE RUSIANA	440	0	440	0.000
773 PHILIP RICHARD ESCABARTE RUSIANA	440	0	440	0.000
774 JOHNSON PATILANO	420	0	420	0.000
775 JOSE MARTIN REYES	420	0	420	0.000
776 HERMINIGILDO ROXAS	420	0	420	0.000
777 ANDREW R. R. HIRST	414	0	414	0.000
778 ALEXANDER VALASOTE	402	0	402	0.000
779 ANA CHUA	400	0	400	0.000
780 BEATRIZ GO	400	0	400	0.000
781 VIRGINIA JUDY Q. DY	396	0	396	0.000
782 RICHIE KERWIN LIM	396	0	396	0.000
783 MA. THERESA J. RUIZ	396	0	396	0.000
784 ANGELI T. TAN	396	0	396	0.000
785 ALEXANDER S. BAUTISTA AND/OR ERLINDA S. BAUTISTA	379	0	379	0.000
786 LERRY C. ANTIPUESTO	368	0	368	0.000
787 MANUEL CALCETA	368	0	368	0.000
788 FRANCISCO M. PARENTELA III	368	0	368	0.000
789 RAQUEL C. REYES	368	0	368	0.000
790 JOSE FACUNDO AND/OR MICHAEL FACUNDO	360	0	360	0.000
791 MARIA IRENE SOTTO VELASQUEZ	330	0	330	0.000

LIST OF ALL STOCKHOLDERS
As Of March 31, 2021

STOCKHOLDER'S NAME	OUTSTANDING & ISSUED SHARES (FULLY PAID)	OUTSTANDING & ISSUED SHARES (PARTIALLY PAID)	TOTAL HOLDINGS (SUBSCRIBED)	PERCENTAGE TO TOTAL
792 DANIEL C. CINCO	320	0	320	0.000
793 JUAN ABRERA	318	0	318	0.000
794 EL DELLE A. ARCE	318	0	318	0.000
795 RENATO B. BARRIOS	318	0	318	0.000
796 FILEMON T. BERBA JR.	318	0	318	0.000
797 CARINA R. CRUZ	318	0	318	0.000
798 MA. GLORIA G. GONZALES	318	0	318	0.000
799 ALEXIS C. SAN JUAN	318	0	318	0.000
800 LORNA M. SANTIAGO	318	0	318	0.000
801 DOMINGO C. SIBAYAN	318	0	318	0.000
802 EDUARDO P. TIOTUYCO	318	0	318	0.000
803 JAMES AARON LARIOZA ANDAL	300	0	300	0.000
804 SHAREHOLDERS' ASSOCIATION OF THE PHILIPPINES, INC.	300	0	300	0.000
805 TRITON SECURITIES CORPORATION	300	0	300	0.000
806 TITO N. PANGALILINGAN	276	0	276	0.000
807 JOSEFINA M. REYES	276	0	276	0.000
808 ANTONIA HING	265	0	265	0.000
809 PHILIP I. HASMIM	259	0	259	0.000
810 ORLINO T. ACHANZAR	253	0	253	0.000
811 MARJORIE P. ALBARADO	253	0	253	0.000
812 ARISTOTLE L. ANICETO	253	0	253	0.000
813 LOURDES Q. AUSTRIA	253	0	253	0.000
814 VICKY C. BRANA	253	0	253	0.000
815 ANA BELEN F. CASTELO	253	0	253	0.000
816 ANGELITA L. CEBALLO	253	0	253	0.000
817 MANUEL A. CORDERO	253	0	253	0.000
818 RODRIGO DE LA CRUZ	253	0	253	0.000
819 ROSANNA A. DE LEON-PAREDES	253	0	253	0.000
820 MA. DEE B. DELOS SANTOS	253	0	253	0.000
821 GINA A. GARCIA	253	0	253	0.000
822 REY GUARIN	253	0	253	0.000
823 CESAR L. JOTA	253	0	253	0.000
824 LINDA LAO	253	0	253	0.000
825 GUILLERMO AGUIRRE LAROCCO	253	0	253	0.000
826 ALEXANDER UY LEE	253	0	253	0.000
827 SALLIE P. MANING	253	0	253	0.000
828 CAROL A. MAPUA	253	0	253	0.000
829 AMELIA MARTINEZ	253	0	253	0.000
830 GINA A. NACAR	253	0	253	0.000
831 GRACE PATRICIA F. OCHOA	253	0	253	0.000
832 RENE P. PARADERO	253	0	253	0.000
833 MERLYN G. PARUNGAO	253	0	253	0.000
834 REMEDIOS R. PE BENITO	253	0	253	0.000
835 JAIME V. RUARO	253	0	253	0.000
836 JENNYLYN T. RUEDA	253	0	253	0.000
837 VIOLETA UNTIVERO	253	0	253	0.000
838 MA. REMEDIOS RIGOR VALENCIA	253	0	253	0.000
839 DIVINA P. VALERIANO	253	0	253	0.000
840 TERENCE YU	253	0	253	0.000
841 GERARDO B. RODRIGUEZ	240	0	240	0.000
842 SAMMY YOUNG	240	0	240	0.000
843 ANSCOR HAGEDORN SECURITIES INC	230	0	230	0.000
844 ALBERT D. LUGUE	230	0	230	0.000
845 NOVELITA ROLDAN CABOTAJE	214	0	214	0.000
846 ADELAIDA Q. GOZON	200	0	200	0.000
847 REYNALDO GUSTILO	200	0	200	0.000
848 CORAZON C. LECHUGA	200	0	200	0.000
849 M.J. SORIANO TRADING, INC.	200	0	200	0.000
850 GREGORIA B. SANTOS	200	0	200	0.000
851 JULIUS VICTOR EMMANUEL D SANVICTORES	200	0	200	0.000
852 FELICITAS F. TACUB	200	0	200	0.000
853 JULIE L. TORRES	200	0	200	0.000
854 MILA Y. ATENTA	198	0	198	0.000
855 CHERYL Y. CHENG	198	0	198	0.000
856 MARCELIANO P. COSIO	198	0	198	0.000
857 MA. CRISTINA P. GUITIERREZ	198	0	198	0.000

LIST OF ALL STOCKHOLDERS
As Of March 31, 2021

STOCKHOLDER'S NAME	OUTSTANDING & ISSUED SHARES (FULLY PAID)	OUTSTANDING & ISSUED SHARES (PARTIALLY PAID)	TOTAL HOLDINGS (SUBSCRIBED)	PERCENTAGE TO TOTAL
858 JENNIFER JAO	198	0	198	0.000
859 FRANCISCO JAVIER	198	0	198	0.000
860 NITA P. JAVIER	198	0	198	0.000
861 RENITA O. LEDESMA	198	0	198	0.000
862 RUBEN PERDON	198	0	198	0.000
863 NORMA P. PEREA	198	0	198	0.000
864 VERULO G. RUSIANA	198	0	198	0.000
865 ERWIN C. YU	198	0	198	0.000
866 VERNON M. TANGLAO	190	0	190	0.000
867 VICTOR JOAQUIN M. TANGLAO	190	0	190	0.000
868 VINCENT M. TANGLAO	190	0	190	0.000
869 LOURDES M. TANGLAO-CASTRO	189	0	189	0.000
870 FRANCENE LIM	185	0	185	0.000
871 FIONA ANGELE V. CARVAJAL	184	0	184	0.000
872 YVONNE S. ALCANTARA	171	0	171	0.000
873 AURORA S. SORIANO	160	0	160	0.000
874 MANOLO Z. ALCASABAS AND/OR ANITA A. ALCASABAS	159	0	159	0.000
875 MA. TERESA S. FIDELES	159	0	159	0.000
876 REGINA S. LASPINAS	159	0	159	0.000
877 TERESITA B. LATORRE	159	0	159	0.000
878 HERMINIA P. PALACIOS	159	0	159	0.000
879 MARITESS R. SARMIENTO	159	0	159	0.000
880 FELISA A. MORALES	151	0	151	0.000
881 TRUST UNIONBANK AND INVESTMENT SERVICES GROUP IN TRUST FOR VARIO	143	0	143	0.000
882 JUAN L. BENITEZ	142	0	142	0.000
883 EMETERIO S. BACOLOT JR.	138	0	138	0.000
884 ABRAHAM CASTRO	138	0	138	0.000
885 BENITO CHENG	138	0	138	0.000
886 MA. CORAZON MENDOZA DELA CRUZ	138	0	138	0.000
887 MARY GRACE P. DELOS REYES	138	0	138	0.000
888 EMILY M. DUEY	138	0	138	0.000
889 TERESITA M. GARCES	138	0	138	0.000
890 AMABLE R. HERRERA	138	0	138	0.000
891 BENJAMIN H. LIM	138	0	138	0.000
892 ESTER J. MANIMTIM	138	0	138	0.000
893 VIRGINIA O. MEDALLA	138	0	138	0.000
894 ERMENITA L. PATILANO	138	0	138	0.000
895 GILBERT G. TORRES	138	0	138	0.000
896 FEBTC A/C #401-00008	132	0	132	0.000
897 AARON FRANCIS ONG CHAN	130	0	130	0.000
898 DEXTER C. BATALLA	126	0	126	0.000
899 TERESITA TAN CAYABYAB	126	0	126	0.000
900 JOSE A. CHAN	126	0	126	0.000
901 LARRY CHANG	126	0	126	0.000
902 NELIA A. CHUA	126	0	126	0.000
903 KAMLESH P. DIALANI	126	0	126	0.000
904 ANNA EVANGELISTA	126	0	126	0.000
905 GRACE FRANCO	126	0	126	0.000
906 JEFFREY T. GONZALES	126	0	126	0.000
907 REMEDIOS C. MADRID	126	0	126	0.000
908 RAFAEL B. ORTIGAS	126	0	126	0.000
909 REGINA RACHEL S. PECSON	126	0	126	0.000
910 RACQUEL F. PEREZ	126	0	126	0.000
911 VICENTE PETIERRE III	126	0	126	0.000
912 RICARTE S. SABIO AND/OR ELENA A. SUNPONGCO	126	0	126	0.000
913 JOHN UY	126	0	126	0.000
914 ANALIZA S. VARGAS	126	0	126	0.000
915 RODNEY Y. BRINGAS AND/OR MARINA Y. BRINGAS	120	0	120	0.000
916 ESTRELLA M. DE LA CRUZ	120	0	120	0.000
917 JAMES DE GUZMAN PIAO	120	0	120	0.000
918 MARCELO M. RAMONES	120	0	120	0.000
919 HENRY H. SANTIAGO	120	0	120	0.000
920 JOANNE CHRISTINE G. SUSARA	120	0	120	0.000
921 ELIAS B. DULALIA	115	0	115	0.000
922 EDWARD VINCENT D. UNSON AND/OR MARGARET MARY S. UNSON	115	0	115	0.000
923 ABELARDO F. VILLACORTA	115	0	115	0.000

LIST OF ALL STOCKHOLDERS
As Of March 31, 2021

STOCKHOLDER'S NAME	OUTSTANDING & ISSUED SHARES (FULLY PAID)	OUTSTANDING & ISSUED SHARES (PARTIALLY PAID)	TOTAL HOLDINGS (SUBSCRIBED)	PERCENTAGE TO TOTAL
924 RONALD A. AMBAL	110	0	110	0.000
925 BNP PARIBAS PEREGRINE SECURITIES, INC.	110	0	110	0.000
926 EFREN ALVAREZ	103	0	103	0.000
927 RICARDO L. DIAZ	101	0	101	0.000
928 JANETTE S. ASUNCION ITF JACKIE FERNANDEZ	100	0	100	0.000
929 JANETTE S. ASUNCION	100	0	100	0.000
930 CARMELITA C. DELA CRUZ	100	0	100	0.000
931 ANGELA A. ESMAQUILAN	100	0	100	0.000
932 GUILLERMO FUTOL GILI JR.	100	0	100	0.000
933 JOHN T. LAO	100	0	100	0.000
934 PNB SECURITIES, INC.	100	0	100	0.000
935 CHRISTOPHER T. PO	100	0	100	0.000
936 JULIUS J. SANVICTORES	100	0	100	0.000
937 EMERITA F. ABALDE	99	0	99	0.000
938 NORBERTO JALANDONI AND/OR GEORGE JALANDONI	99	0	99	0.000
939 ORLANDO R. JAVIER	99	0	99	0.000
940 LORRAINE R. LABAYEN	99	0	99	0.000
941 LOURDES SOCORRO T. LAZO	99	0	99	0.000
942 JOSE JERICHO PADUA III	99	0	99	0.000
943 ROSARIO M. PAPA	99	0	99	0.000
944 ANTONIO Z. PIO DE RODA	99	0	99	0.000
945 MARY JO CORAZON P. SALES	99	0	99	0.000
946 ROBERT YENKO AND/OR KAY YENKO	82	0	82	0.000
947 HECTOR A. SANVICTORES	80	0	80	0.000
948 MA. PURISSIMA VICTORIA	80	0	80	0.000
949 PAQUITO BUENASEDA	75	0	75	0.000
950 ANTONIO M. ANG	73	0	73	0.000
951 OFELIA B. ESTIOKO	69	0	69	0.000
952 MELQUIADES M. FANTONALGO	69	0	69	0.000
953 GIUSEPPI FERNANDEZ	69	0	69	0.000
954 OCTAVIO D. FULE	69	0	69	0.000
955 JOSEPH MARI LACSON	69	0	69	0.000
956 HERMINIA N. MAGLIPON	69	0	69	0.000
957 CAYETANO PASCUA	69	0	69	0.000
958 VICTORIA RAMOS	69	0	69	0.000
959 MA. CRISTINA A. TINGSON	69	0	69	0.000
960 ROLANDO G. BUENSUCESO	60	0	60	0.000
961 MARCELINA M. CASTILLO	60	0	60	0.000
962 DELIA L. CATUNGAL	60	0	60	0.000
963 ANG VINCENT S. CHUA	60	0	60	0.000
964 EFREN A. DEBIL	60	0	60	0.000
965 LAGRIMAS R. NUQUI	60	0	60	0.000
966 VICA SERVICES & MGT. CO., INC	53	0	53	0.000
967 CHARLEY W. CHENG	50	0	50	0.000
968 TRIFONA CAJIMAT COLOMA	50	0	50	0.000
969 ROSENDO T. UY	50	0	50	0.000
970 ALL ASIA CAPITAL & TRUST CORP.	40	0	40	0.000
971 VALENTINO S. BAGATSING	33	0	33	0.000
972 SANTIAGO R. BUFETE	33	0	33	0.000
973 MANUEL G. REYES	30	0	30	0.000
974 PATRICK Q. PALANCA	26	0	26	0.000
975 TREVOR ERNEST THOMAS PRICE	25	0	25	0.000
976 RENE RODRIGUEZ ESTEVEZ	23	0	23	0.000
977 SOCORRO C. PENA	20	0	20	0.000
978 RONALD AMBAL AND/OR EMILY ROSS-AMBAL	16	0	16	0.000
979 JERRIE CHANG	16	0	16	0.000
980 AUGURIO P. DE VERA	15	0	15	0.000
981 AURORA DY	15	0	15	0.000
982 DENZELL L. CHAM	10	0	10	0.000
983 VICTOR CO AND/OR ALIAN CO	10	0	10	0.000
984 VINCENT RICARDO CUEVAS	10	0	10	0.000
985 JESUS SAN LUIS VALENCIA	10	0	10	0.000
986 FRANK CHUA VILLANUEVA	10	0	10	0.000
987 OWEN NATHANIEL S. AU ITF LI MARCUS AU	3	0	3	0.000
988 JOSELITO T. BAUTISTA	1	0	1	0.000
989 BOTSCHAFT N. CHENG OR SEVILA NGO	1	0	1	0.000

LIST OF ALL STOCKHOLDERS
As Of March 31, 2021

STOCKHOLDER'S NAME	OUTSTANDING & ISSUED SHARES (FULLY PAID)	OUTSTANDING & ISSUED SHARES (PARTIALLY PAID)	TOTAL HOLDINGS (SUBSCRIBED)	PERCENTAGE TO TOTAL
990 ROBERT COYIUTO JR.	1	0	1	0.000
991 FREDERICK D. GO	1	0	1	0.000
992 JAMES L. GO	1	0	1	0.000
993 JOHNSON ROBERT G. GO JR.	1	0	1	0.000
994 LANCE GOKONGWEI	1	0	1	0.000
995 JOHN GOKONGWEI JR.	1	0	1	0.000
996 PASCUAL S. GUERZON	1	0	1	0.000
997 IRWIN C. LEE	1	0	1	0.000
998 CESAR V. PURISIMA	1	0	1	0.000
999 WILFRIDO E. SANCHEZ	1	0	1	0.000
GRAND TOTAL (999)	2,204,161,868	0	2,204,161,868	

THIS IS A COMPUTER GENERATED REPORT AND IF ISSUED WITHOUT ALTERATION, DOES NOT REQUIRE ANY SIGNATURE.

Information required by the SEC Pursuant to SRC Rule 20

PART I – BUSINESS AND GENERAL INFORMATION

Item 1. Business

Universal Robina Corporation (URC or the Company) is one of the largest branded food product companies in the Philippines, with the distinction of being called the country's first "Philippine Multinational". URC has established a strong presence in ASEAN and has further expanded its reach to the Oceania region. URC was founded in 1954 when Mr. John Gokongwei, Jr. established Universal Corn Products, Inc., a cornstarch manufacturing plant in Pasig. The Company is involved in a wide range of food-related businesses, including the manufacture and distribution of branded consumer foods, production of hogs and poultry, manufacture of animal feeds and veterinary products, flour milling, and sugar milling and refining. URC has also ventured in the renewables business for sustainability through Distillery and Cogeneration divisions. In the Philippines, URC is a dominant player with leading market shares in Snacks, Candies and Chocolates, and is a significant player in Biscuits. URC is also the largest player in the Ready-to-Drink (RTD) Tea market and Cup Noodles, and is a competitive 3rd player in the Coffee business. With seven mills operating as of December 31, 2020, URC Sugar division remains to be the largest producer in the country based on capacity aided by the purchase of Roxas Holdings, Inc.'s sugar mill, ethanol plant and other investment properties in La Carlota City, Negros Occidental. The acquisition will allow for operational synergies between La Carlota and URC's existing operations in Sugar and continue in the efforts to support the development of the sugar industry in the Philippines. The Company's financial condition remained solid in the said period despite the acquisition.

No material reclassifications, merger, consolidation, or purchase or sale of significant amount of assets (not ordinary) were made in the past three years (2018-2020) except those mentioned in the succeeding paragraphs. The Company's financial condition has remained solid in the said period.

The Company operates its food business through operating divisions and wholly-owned or majority-owned subsidiaries that are organized into three business segments: branded consumer foods, agro-industrial products and commodity food products.

Branded consumer foods (BCF) segment, including packaging division, is the Company's largest segment contributing about 77.8% of revenues for the year ended December 31, 2020. Established in the 1960s, the Company's branded consumer foods segment manufactures and distributes a diverse mix of salty snacks, chocolates, candies, biscuits, packaged cakes, beverages and instant noodles. The manufacturing, distribution, sales, and marketing activities of BCF segment are carried out mainly through the Company's branded consumer foods division consisting of snack foods, beverage, and noodles, although the Company conducts some of its branded consumer foods operations through its majority-owned subsidiaries and joint venture companies. The Company established URC BOPP Packaging and URC Flexible Packaging divisions to engage in the manufacture of bi-axially oriented polypropylene (BOPP) films for packaging companies and flexible packaging materials to cater various URC branded products. Both manufacturing facilities are located in Simlong, Batangas and are ISO 9001:2008 certified for Quality Management Systems.

Majority of URC's consumer foods business are conducted in the Philippines but has expanded more aggressively into other ASEAN markets, primarily through its wholly-owned subsidiary, URC International. In 2014, URC has expanded its reach to the Oceania region through the acquisition of Griffin's Foods Limited, a leading snacks player in New Zealand, which owns many established brands such as Griffin's, Cookie Bear, Eta, Huntley & Palmer's, and Nice & Natural. In 2016, URC acquired Consolidated Snacks Pty Ltd., which trades under Snacks Brand Australia (SBA), the second largest salty snacks player in Australia with a wide range of chips including the iconic brands like Kettle, Thins, CC's

and Cheezels. The international operations contributed about 31.0% of the Company's sale of goods and services for the year ended December 31, 2020.

The Company's agro-industrial products segment operates four divisions: (1) Farms, (2) Feeds, (3) Food Services and (4) Drugs and Disinfectants. This segment contributed approximately 8.9% of sale of goods and services in 2020.

The Company's commodity food products segment operates three divisions: (1) sugar milling and refining through Sugar division, (2) flour milling and pasta manufacturing through Flour division, and (3) renewable energy development through Distillery and Cogeneration divisions. This segment contributed approximately 13.3% of sale of goods and services in 2020.

The Company is a core subsidiary of JG Summit Holdings, Inc. (JGSHI), one of the largest and most diversified conglomerates in the Philippines. JGSHI has substantial business interests in air transportation, property development and hotel management, banking and financial services, and petrochemicals (JG Summit owns the only naphtha cracker complex in the country). It also has non-controlling minority stakes in the country's leading telecommunications, power generation and electricity distribution companies, as well as in a leading Singapore property company.

The percentage contribution to the Company's sale of goods and services for each of the three years ended December 31, 2018, 2019 and 2020, by each of the Company's principal business segments is as follows:

	For the Years Ended December 31		
	2018	2019	2020
Branded Consumer Foods Group	80.2%	78.9%	77.8%
Agro-Industrial Group	9.2%	9.8%	8.9%
Commodity Foods Group	10.6%	11.3%	13.3%
	100.00%	100.0%	100.0%

The geographic percentage distribution of the Company's sale of goods and services for each of the three years ended December 31, 2018, 2019 and 2020 is as follows:

	For the Years Ended December 31		
	2018	2019	2020
Philippines	66.2%	68.6%	69.0%
International	33.8%	31.4%	31.0%
	100.00%	100.00%	100.00%

Customers

None of the Company's businesses is dependent upon a single customer or a few customers that a loss of anyone of them would have a material adverse effect on the Company. The Company has no single customer that, based upon existing orders, will account for 20.0% or more of the Company's total sale of goods and services.

Distribution, Sales and Marketing

The Company has developed an effective nationwide distribution chain and sales network that it believes provide its competitive advantage. The Company sells its branded food products primarily to supermarkets, as well as directly to top wholesalers, large convenience stores, large scale trading companies and regional distributors, which in turn sell its products to other small retailers and down line markets. The Company's

branded consumer food products are distributed to approximately 180,000 outlets in the Philippines and sold through various retailers and regional distributors. URC intends to expand its distribution network coverage in the Philippines by increasing the number of retail outlets that its sales force and distributors directly service.

The branded consumer food products are generally sold by the Company from salesmen to wholesalers or supermarkets, and regional distributors to small retail outlets. 15 to 30-day credit terms are extended to wholesalers, supermarkets and regional distributors.

The Company believes that its emphasis on marketing, product innovation and quality, and strong brand equity has played a key role in its success in achieving leading market shares in the different categories where it competes. In particular, URC launched “Jack ‘n Jill” as a master umbrella brand for all its snack food products in order to enhance customer recognition. URC devotes significant expenditures to support advertising and branding to differentiate its products and further expand market share both in the Philippines and in its overseas markets, including funding for advertising campaigns such as television commercials and radio and print advertisements, as well as trade and consumer promotions.

For URC agro-industrial group (AIG), both piggery and poultry farms have been accredited as GAHP (Good Animal Husbandry Practice), 100% compliant to Good Manufacturing Practices (GMP) and its meats and eggs have been certified as No Hormone, and Antibiotic residue free. This has allowed AIG to aggressively capture the quality conscious meat segment of the country as embodied by the Robina Farms brand with its key positioning of Robina-Raised, Family-Safe products. Similarly, the Feeds business headed by their brand champions such as Uno+, Supremo Gamefowl, and Top Breed Dog meals increased its distribution network supported by the Kabalikat Farm Program covering Hog and Gamefowl raisers.

Competition

The BCF business is highly competitive and competition varies by country and product category. The Company believes that the principal competitive factors include price, taste, quality, convenience, brand recognition and awareness, advertising and marketing, availability of products and ability to get its product widely distributed. Generally, the Company faces competition from both local and multinational companies in all of its markets. In the Philippines, major competitors in the market segments in which it competes include Liwayway Marketing Corporation, Republic Biscuit Corporation, Suncrest Foods Inc., Monde Nissin Corporation, Nestle Philippines, Inc., and Mondelez Philippines, Inc. Internationally, major competitors include Procter & Gamble, Mars Inc., Lotte Group, Perfetti Van Melle Group, PT Mayora Indah Tbk, Tan Hiep Phat Beverage Group, Nestlé S.A., PepsiCo, Inc., and Mondelez International, Inc..

URC AIG has re-oriented its business model under four major business segments: Farms, Feeds, Food Services and Drug and Disinfectants. This reorientation will allow URC AIG to pivot itself toward capturing the new opportunities brought about by the current changes in the agricultural sector as well as the new normal. The market for AIG is now more diverse, ranging from its original agri-based categories such as feeds to its more consumer-oriented categories such as processed meat under farms, and alcohol under the Drugs and Disinfectants business group. Consistent as before, the market is highly fragmented, competitive, consumer-driven, and principally domestic. The Company is focused and known as a ‘Kabalikat’, sharing best practices with partners and providing total solutions and protection to Filipino consumers nationwide.

The Company’s key competitive factors are brand equity, product quality, affordability, supply availability and reliability. Considering that the four major business segments: Farms, Feeds, Food Services, and Drugs and Disinfectants are represented by core products directly and indirectly used by the common household, the said categories are subject to continuous changes particularly customer preferences and lifestyle. Key

competitors include San Miguel Corporation, UNAHCO (Unilab Group), Aboitiz Equity Ventures, Inc. (Pilmico), and Bounty Farms.

Enhancement and Development of New Products

The Company intends to continuously introduce innovative new products, product variants and line extensions in the snackfoods (snacks, biscuits, candies, chocolates and bakery), beverage, and grocery (instant noodles) products. This year alone, the Company's Branded Consumer Foods Philippines has introduced 30 new products, which contributed 4.61% to its total sales.

The Company supports the rapid growth of the business through line expansion, construction and acquisition of plants.

Raw Materials

A wide variety of raw materials are required in the manufacture of the Company's food products, including corn, wheat, flour, sugar, robusta coffee beans, palm oil and cocoa powder. Some of which are purchased domestically and some are imported. The Company also obtains a major portion of its raw materials from its commodity food products segments, such as flour and sugar, and flexible packaging materials from its packaging segment. A portion of flexible packaging material requirements is also purchased both locally and from abroad (Vietnam and Indonesia), while aseptic packaging is purchased entirely from China.

For its feeds segment, the Company requires a variety of raw materials, including corn grains, soya beans and meals, feed-wheat grains, wheat bran, wheat pollard, soya seeds, rice bran, copra meal and fish meal. The Company purchases corn locally from corn traders and imports feed wheat from suppliers in North America, Australia, Europe and China. Likewise, soya seeds are imported by the Company from the USA.

For its Drugs and Disinfectant segment, the Company sources its major raw materials locally. The key ingredient in Alcohol is rectified spirit which is sourced internally from its distillery plants across the country. For its animal health products, the Company requires a variety of antibiotics and vitamins, which it acquires from suppliers in Europe and Asia. The Company maintains approximately two months physical inventory and one month in-transit inventory for its imported raw materials.

For its farm business, the Company requires a variety of raw materials, primarily close-herd breeding stocks. For its poultry business, the Company purchases the parent stock for its layer chicks from Dekalb from Europe and Hy-line from the USA. Robina Farms obtains all of the feeds it requires from its Feeds segment and substantially all of the minerals and antibiotics from its Drugs and Disinfectants segment as part of its vertical integration. The Company purchases vaccines, medications and nutritional products from a variety of suppliers based on the values of their products.

The Company obtains sugar cane from local farmers. Competition for sugar cane supply is very intense and is a critical success factor for its sugar business. Additional material requirements for the sugar cane milling process are either purchased locally or imported.

The Company generally purchases wheat, the principal raw material for its flour milling and pasta business, from suppliers in the United States, Canada and Australia.

The Company's policy is to maintain a number of suppliers for its raw and packaging materials to ensure a steady supply of quality materials at competitive prices. However, the prices paid for raw materials generally reflect external factors such as weather conditions, commodity market fluctuations, currency fluctuations and the effects of government agricultural programs. The Company believes that alternative

sources of supply of the raw materials that it uses are readily available. The Company's policy is to maintain approximately 30 to 90 days of inventory.

Patents, Trademarks, Licenses, Franchises, Concessions or Labor Contract

The Company owns a substantial number of trademarks registered with the Bureau of Trademarks subject to the provisions of Republic Act (RA) 8293 also known as the Intellectual Property Code of the Philippines (IP Code) and recorded with the Intellectual Property Office of the Philippines (IPPHL). In addition, certain trademarks have been strategically registered in other countries in which it operates. These trademarks are important in the aggregate because brand name recognition is a key factor in the success of many of the Company's product lines. Trademark registration is a means to protect these brand names from counterfeiting and infringement.

Trademarks registered under RA 166, also known as the Trademark Law, are registered for twenty years. Upon renewal, these trademarks become subject to the IP Code having a registration period of ten years and renewable thereafter. In general, trademarks in other countries have a ten-year registration which are renewable as well, allowing relatively a lifetime of territorial and limited trademark registration.

The Company also uses brand names under licenses from third parties. These licensing arrangements are generally renewable based on mutual agreement. The Company's licensed brands include Nissin Cup Noodles, Nissin Yakisoba Instant Noodles and Nissin Pasta Express, Vitasoy, Calbee and B'lue, among others.

Licensing agreements are voluntarily registered with the Documentation, Information and Technology Transfer Bureau of the IPPHL.

Regulatory Overview

As manufacturer of consumer food and commodity food products, the Company is required to guarantee that the products are pure and safe for human consumption, and that the Company conforms to standards and quality measures prescribed by the Bureau of Food and Drugs (BFAD).

The Company's sugar mills are licensed to operate by the Sugar Regulatory Administration (SRA) and renew its sugar milling licenses at the start of every crop year. The Company is also registered with the Department of Energy as a manufacturer of bio-ethanol and as a renewable energy developer.

All of the Company's livestock and feed products have been registered with and approved by the Bureau of Animal Industry (BAI), an agency of the Department of Agriculture (DA) which prescribes standards, conducts quality control test of feed samples, and provides technical assistance to farmers and feed millers.

Some of the Company's projects, such as the sugar mill and refinery, bioethanol production, biomass power cogeneration and hog and poultry farm operations, are registered with the Board of Investments (BOI) which allows the Company certain fiscal and non-fiscal incentives.

Effects of Existing or Probable Governmental Regulations on the Business

The Company operates its businesses in a highly regulated environment. These businesses depend upon licenses issued by government authorities or agencies for their operations. The suspension or revocation of such licenses could materially and adversely affect the operation of these businesses.

Research and Development

The Company develops new products and variants of existing product lines, researches new processes and tests new equipment on a regular basis in order to maintain and improve the quality of the Company's food products. In Philippine operations alone, about ₱193 million was spent for research and development activities in 2020 and approximately ₱144 million and ₱52 million in 2019 and 2018, respectively.

The Company has research and development staff for its branded consumer foods and packaging divisions located in its research and development facility in Metro Manila and in each of its manufacturing facilities. In addition, the Company hires experts from all over the world to assist its research and development staff. The Company conducts extensive research and development for new products, line extensions for existing products and for improved production, quality control and packaging as well as customizing products to meet the local needs and tastes in the international markets. The Company's commodity foods segment also utilizes this research and development facility to improve their production and quality control. The Company also strives to capitalize on its existing joint ventures to effect technology transfers.

The Company has a dedicated research and development team for its agro-industrial business that continually explores advancements in feeds, breeding and farming technology. The Company regularly conducts market research and farm-test for all of its products. As a policy, no commercial product is released if it was not tested and used in Robina Farms.

Transactions with Related Parties

The largest shareholder, JG Summit Holdings, Inc. (JG Summit or JGSHI), is one of the largest and most diversified conglomerates listed on the Philippine Stock Exchange. JG Summit provides the Company with certain corporate center services including finance, strategy and development, government affairs, governance and management systems, internal audit, procurement, human resources, general counsel, information technology, digital transformation office, and advertising and public relations. JG Summit also provides the Company with valuable market expertise in the Philippines as well as intra-group synergies. See Note 34 to Consolidated Financial Statements for Related Party Transactions.

Costs and Effects of Compliance with Environmental Laws

The operations of the Company are subject to various laws and regulations enacted for the protection of the environment, including Philippine Clean Water Act (R.A. No. 9275), Clean Air Act (R.A. No. 8749), Ecological Solid Waste Management Act (R.A. No. 9003), Toxic Substances and Hazardous and Nuclear Wastes Control Act (R.A. No. 6969), Pollution Control Law (R.A. No. 3931, as amended by P.D. 984), the Environmental Impact Statement System (P.D. 1586), Laguna Lake Development Authority (LLDA) Act of 1966 (R.A. No. 4850), Renewable Energy Act (R.A. No. 9513), Electric Power Industry Reform Act (R.A. No. 9136) and Environmental Compliance Certificates (ECCs) requirements of P.D. No. 1586, in accordance with DENR Administrative Order No. 2003-30. The Company believes that it has complied with all applicable environmental laws and regulations, an example of which is the installation of wastewater treatment systems in its various facilities. Compliance with such laws does not have, and, in the Company's opinion, is not expected to have, a material effect upon the Company's capital expenditures, earnings or competitive position. As of December 31, 2020, the Company has invested about ₱361 million in wastewater treatment in its facilities in the Philippines.

Employees and Labor

As of December 31, 2020, the number of permanent full-time employees engaged in the Company's respective businesses is 14,259 and are deployed as follows:

Business	Company or Division	Number
Branded consumer foods	BCF, Packaging Division, URCI, URCCCL, NURC, UBVI, and USVI	10,681
Agro-industrial products	Farms, Feeds, Food Services, and Drugs and Disinfectant	578
Commodity food products:		
Sugar	Sugar	1,158
Flour & pasta	Flour	408
Bio-ethanol & renewable energy	Distillery and Cogeneration	656
Corporate		778
		14,259

For most of the companies and operating divisions, collective bargaining agreements between the relevant representatives of the employees' union and the subsidiary or divisions are in effect. The collective bargaining agreements generally cover a five-year term with a right to renegotiate the economic provisions of the agreement after three years, and contain provisions for annual salary increases, health and insurance benefits, and closed-shop arrangements. The collective bargaining agreements are with 28 different unions. For the year 2020, six (6) collective bargaining agreements were signed and concluded with the labor unions which are as follows: URC SURE - URSUMCO Rank & File Union (Nagkahiusang Mamumuo sa URSUMCO National Federation of Labor), URC SURE - CARSUMCO Rank & File Union (Philippine Agricultural Commercial and Industrial Workers' Union – Trade Union Congress of the Philippines), URC SURE – CARSUMCO Supervisory Union (National Congress of Unions in the Sugar Industry of the Philippines – Trade Union Congress of the Philippines), URC Indonesia Trade Union (Federation of Indonesia Metal Workers Union), URC Hanoi Trade Union and URC Vietnam Trade Union. The Company believes that good labor relations generally exist throughout the Company's subsidiaries and operating divisions.

The Company has a funded, noncontributory defined benefit retirement plan covering all of the regular employees of URC. The plan provides retirement, separation, disability and death benefits to its members. The Company, however, reserves the right to change the rate and amounts of its contribution at any time on account of business necessity or adverse economic conditions. The funds of the plan are administered and managed by the trustees. Retirement cost charged to operations, including net interest cost, amounted to ₱263 million, ₱351 million, and ₱185 million in 2020, 2019, and 2018, respectively.

Risks

The major business risks facing the Company and its subsidiaries are as follows:

1) Competition

The Company and its subsidiaries face competition in all segments of its businesses both in the Philippine market and in international markets where it operates. The Philippine food industry in general is highly competitive. Although the degree of competition and principal competitive factors vary among the different food industry segments in which the Company participates, the Company believes that the principal competitive factors include price, product quality, brand awareness and loyalty, distribution network, proximity of distribution outlets to customers, product variations and new product introductions. (See page 3, *Competition*, for more details)

The Company's ability to compete effectively is due to continuous efforts in sales and marketing of its existing products, development of new products and cost rationalization.

2) *Financial Market*

The Company has foreign exchange exposure primarily associated with fluctuations in the value of the Philippine Peso against the U.S. dollar and other foreign currencies. Majority of the Company's revenues are denominated in Pesos, while certain of its expenses, including debt services and raw material costs, are denominated in U.S. dollars or based on prices determined in U.S. dollars. In addition, the majority of the Company's debt are denominated in foreign currencies. Prudent fund management is employed to minimize effects of fluctuations in interest and currency rates.

3) *Raw Materials*

The Company's production operations depend upon obtaining adequate supplies of raw materials on a timely basis. In addition, its profitability depends in part on the prices of raw materials since a portion of the Company's raw material requirements is imported, including packaging materials. To mitigate these risks, alternative sources of raw materials are used in the Company's operations. (See page 4, *Raw Materials*, for more details)

4) *Food Safety Concerns*

The Company's business could be adversely affected by the actual or alleged contamination or deterioration of certain of its flagship products, or of similar products produced by third parties. The risk of contamination or deterioration of its food products exists at each stage of the production cycle, including the purchase and delivery of food raw materials, the processing and packaging of food products, the stocking and delivery of the finished products to its customers, and the storage and display of finished products at the points of final sale. The Company conducts extensive research and development for new products, line extensions for existing products and for improved production, quality control and packaging as well as customizing products to meet the local needs and tastes in the international markets for its food business. For its agro-industrial business, its researchers are continually exploring advancements in breeding and farming technology. The Company regularly conducts market research and farm-test for all of its products. Moreover, the Company ensures that the products are safe for human consumption and that the Company conforms to standards and quality measures prescribed by regulatory bodies such as BFAD, SRA, BAI, and DA.

Mortalities

The Company's agro-industrial business is subject to risks of outbreaks of various diseases. The Company faces the risk of outbreaks of foot and mouth disease, which is highly contagious and destructive to susceptible livestock such as hogs, and avian influenza or bird flu for its chicken farming business. These diseases and many other types could result in mortality losses. Disease control measures are adopted by the Company to minimize and manage this risk.

5) *Intellectual Property Rights*

Approximately 77.8% of the Company's sale of goods and services in 2020 were from its branded consumer foods segment. The Company has put considerable efforts to protect the portfolio of intellectual property rights, including trademark registrations. Security measures are continuously taken to protect its patents, licenses and proprietary formulae against infringement and misappropriation.

6) *Weather and Catastrophe*

Severe weather conditions may have an impact on some aspects of the Company’s business, such as its sugar cane milling operations due to reduced availability of sugar cane. Weather condition may also affect the Company’s ability to obtain raw materials and the cost of those raw materials. Moreover, the Philippines has experienced a number of major natural catastrophes over the years including typhoons, droughts, volcanic eruptions, and earthquakes. The Company and its subsidiaries continually maintain sufficient inventory level to neutralize any shortfall of raw materials from major suppliers whether local or imported.

7) *Environmental Laws and Other Regulations*

The Company is subject to numerous environmental laws and regulations relating to the protection of the environment and human health and safety, among others. The nature of the Company’s operations will continue to subject it to increasingly stringent environmental laws and regulations that may increase the costs of operating its facilities above currently projected levels and may require future capital expenditures. The Company is continually complying with environmental laws and regulations, such as the wastewater treatment plants as required by the Department of Environment and Natural Resources, to lessen the effect of these risks.

The Company shall continue to adopt what it considers conservative financial and operational policies and controls to manage the various business risks it faces.

Item 2. Properties

The Company operates the manufacturing/farm facilities located in the following:

Location (Number of facilities)	Type of Facility	Owned/Rented	Condition
Pasig City (4)	Branded consumer food plant, flour mills and feed mill	Owned	Good
Libis, Quezon City (1)	Branded consumer food plant	Owned	Good
Cabuyao, Laguna (1)	Branded consumer food plant	Owned	Good
Luisita, Tarlac (1)	Branded consumer food plant	Rented/Owned	Good
San Fernando, Pampanga (1)	Branded consumer food plant	Rented/Owned	Good
Dasmariñas, Cavite (2)	Branded consumer food plants	Owned	Good
Cagayan de Oro (1)	Branded consumer food plant	Owned	Good
San Pedro, Laguna (2)	Branded consumer food plants	Owned	Good
Calamba, Laguna (1)	Branded consumer food plant	Rented/Owned	Good
San Pablo, Laguna (1)	Branded consumer food plant	Owned	Good
Biñan, Laguna (1)	Branded consumer food plant	Owned	Good
Antipolo, Rizal (5)	Poultry and piggery farms, slaughterhouse and meat processing plant	Rented/Owned	Good
Naic, Cavite (1)	Poultry farm	Owned	Good
San Miguel, Bulacan (4)	Feed mill, poultry and piggery farms	Owned	Good
Bustos, Bulacan (1)	Piggery farm	Owned	Good
Novaliches, Quezon City (1)	Piggery farm	Owned	Good
Rosario, Batangas (1)	Piggery farm	Owned	Good
Davao City, Davao (1)	Flour mill	Owned	Good
Tabok City, Cebu (1)	Branded consumer food plant	Owned	Good
San Fernando, Cebu (1)	Branded consumer food plant	Owned	Good

(Forward)

Location (Number of facilities)	Type of Facility	Owned/Rented	Condition
Mandaue City, Cebu (1)	Feed mill	Owned	Good
Bais, Negros Oriental (1)	Distillery plant	Owned	Good
Manjuyod, Negros Oriental (1)	Sugar mill	Owned	Good
Piat, Cagayan (1)	Sugar mill	Owned	Good
Kabankalan, Negros Occidental (2)	Sugar mill and cogeneration plant	Owned	Good
San Enrique, Iloilo City (1)	Sugar mill	Owned	Good
Santa Catalina, Negros Oriental (1)	Sugar mill	Owned	Good
Balayan, Batangas (1)	Sugar mill	Owned	Good
La Carlota City, Negros Occidental (2)	Sugar mill and distillery plant	Owned	Good
Simlong, Batangas (3)	BOPP plant/Flexible packaging	Owned	Good
Samutsakhorn Industrial Estate, Samutsakhorn, Thailand (6)	Branded consumer food plants	Owned	Good
Pasir Gudang, Johor, Malaysia (1)	Branded consumer food plant	Owned	Good
Jiangsu, China (1)	Branded consumer food plant	Owned	Good
Guangdong, China (1)	Branded consumer food plant	Owned	Good
Industrial Town, Bekasi, Indonesia (2)	Branded consumer food plants	Owned	Good
VSIP, Binh Duong Province, Vietnam (3)	Branded consumer food plants	Owned	Good
Thach That District, Ha Noi, Vietnam (1)	Branded consumer food plant	Owned	Good
Mingaladon, Yangon, Myanmar (1)	Branded consumer food plant	Rented/Owned	Good
Papakura, Auckland, New Zealand (1)	Branded consumer food plant	Owned	Good
Wiri, Auckland, New Zealand (1)	Branded consumer food plant	Owned	Good
Smithfield, Sydney, New South Wales, Australia (1)	Branded consumer food plant	Rented	Good
Blacktown, Sydney, New South Wales, Australia (1)	Branded consumer food plant	Rented	Good
Lilydale, Melbourne, Victoria, Australia (1)	Branded consumer food plant	Rented	Good
Orchard Hills, Sydney, New South Wales, Australia (1)	Warehouse	Rented	Good

The Company intends to continuously expand the production and distribution of the branded consumer food products internationally through the addition of manufacturing facilities located in geographically desirable areas, especially in the ASEAN countries, the realignment of the production to take advantage of markets that are more efficient for production and sourcing of raw materials, and increased focus and support for exports to other markets from the manufacturing facilities. It also intends to enter into alliances with local raw material suppliers and distributors. Annual lease payments for rented properties amounted to P251 million in 2020.

Item 3. Legal Proceedings

The Company is subject to lawsuits and legal actions in the ordinary course of its business. The Company or any of its subsidiaries is not a party to, and its properties are not the subject of, any material pending legal proceedings that could be expected to have a material adverse effect on the Company's financial position or results of operations.

Item 4. Submission of Matters to a Vote of Security Holders

There were no matters submitted to a vote of security holders during the fourth quarter of the year covered by this report.

PART II – OPERATIONAL AND FINANCIAL INFORMATION

Item 5. Market for Registrant’s Common Equity and Related Stockholder Matters

Market Information

The principal market for URC’s common equity is the Philippine Stock Exchange. Sales prices of the common stock follow:

	High	Low
Calendar Year 2020		
January to March 2020	₱163.40	₱82.00
April to June 2020	149.00	99.00
July to September 2020	145.00	118.20
October to December 2020	160.90	131.50
Calendar Year 2019		
January to March 2019	₱152.60	₱125.70
April to June 2019	178.50	141.20
July to September 2019	180.40	154.00
October to December 2019	162.70	136.00
Calendar Year 2018		
January to March 2018	₱174.00	₱140.00
April to June 2018	152.00	111.30
July to September 2018	153.40	119.00
October to December 2018	148.00	121.20

As of April 5, 2021, the latest trading date prior to the completion of this annual report, sales price of the common stock is at ₱133.50.

The number of shareholders of record as of March 31, 2021 was approximately 1,002. Common shares outstanding as of March 31, 2021 were 2,204,161,868.

List of Top 20 Stockholders of Record
March 31, 2021

Name of stockholder	Number of shares held	Percent to Total Outstanding
1. JG Summit Holdings, Inc.	1,215,223,061	55.13%
2. PCD Nominee Corporation (Non-Filipino)	602,861,587	27.35%
3. PCD Nominee Corporation (Filipino)	351,364,800	15.94%
4. Toccatà Securities Pty. Ltd (Account 1)	5,035,541	0.23%
4. Toccatà Securities Pty. Ltd (Account 2)	5,035,541	0.23%
4. Toccatà Securities Pty. Ltd (Account 3)	5,035,541	0.23%
5. Elizabeth Y. Gokongwei and/or John Gokongwei, Jr.	2,479,400	0.11%
6. Litton Mills, Inc.	2,237,434	0.10%
7. Hopkins Securities Pty. Ltd. (Account 1)	1,888,328	0.09%
7. Hopkins Securities Pty. Ltd. (Account 2)	1,888,328	0.09%
7. Hopkins Securities Pty. Ltd. (Account 3)	1,888,328	0.09%
7. Hopkins Securities Pty. Ltd. (Account 4)	1,888,328	0.09%
8. Robisons Bank – Trust and Investments Group No. 030-46-000001-9	575,800	0.03%
9. Lisa Gokongwei Cheng	575,000	0.03%
9. Faith Gokongwei Lim	575,000	0.03%
9. Robina Gokongwei Pe	575,000	0.03%
9. Hope Gokongwei Tang	575,000	0.03%
10. Quality Investments & Sec Corp	400,143	0.02%
11. JG Summit Capital Services Corporation	379,500	0.02%
11. Flora Ng Siu Kheng	379,500	0.02%
12. Gilbert U. Du and/or Fe Socorro R. Du	188,485	0.01%
13. Pedro Sen	75,900	0.00%
14. Phimco Industries Provident Fund	72,864	0.00%
15. Joseph Estrada	72,105	0.00%
16. Gilbert Du	63,250	0.00%
17. Abacus Securities Corporation	51,100	0.00%
18. Patrick Y. Tong	46,299	0.00%
19. Patrick Henry C. Go	45,540	0.00%
19. Vincent Henry C. Go	45,540	0.00%
20. Margaret Sy Chuachiacó	43,700	0.00%
Other stockholders	2,595,925	0.12%
Total outstanding	2,204,161,868	100.00%

Recent Sales of Unregistered Securities

Not applicable. All shares of the Company are listed on the Philippine Stock Exchange.

Dividends

The Company paid dividends as follows:

In 2020, a regular cash dividend of P1.50 per share to all stockholders of record as of March 24, 2020 and paid on April 21, 2020 and a special cash dividend of P1.65 per share to all stockholders of record as of June 1, 2020 and paid on June 26, 2020.

In 2019, a regular cash dividend of P1.50 per share to all stockholders of record as of March 14, 2019 and paid on March 28, 2019 and a special cash dividend of P1.65 per share to all stockholders of record as of July 1, 2019 and paid on July 25, 2019.

In 2018, a regular cash dividend of ₱1.65 per share and a special cash dividend of ₱1.50 per share were declared to all stockholders of record as of February 26, 2018 and paid on March 22, 2018.

Item 6. Management's Discussion and Analysis or Plan of Operation

The following discussion should be read in conjunction with the accompanying consolidated financial statements and notes thereto, which form part of this Report. The consolidated financial statements and notes thereto have been prepared in accordance with the Philippine Financial Reporting Standards (PFRSs).

Results of Operations

Calendar Year 2020 Compared to Calendar Year 2019

URC generated a consolidated sale of goods and services of ₱133.140 billion for the year ended December 31, 2020, a slight decline of 0.8% against last year. Sale of goods and services performance by business segment follows:

- Sale of goods and services in URC's BCF segment, excluding packaging division, decreased by ₱2.641 billion or 2.5% to ₱102.448 billion in 2020 from ₱105.090 billion registered in 2019. BCFG domestic operations posted a slight decrease in net sales from ₱61.535 billion in 2019 to ₱61.240 billion in 2020 due to decline of dependent out-of-home consumption categories such as RTD beverages and candies, partially offset by growth in snacks, noodles and other filler type categories.

BCF international operations reported a 5.4% decrease in net sales from ₱43.554 billion in 2019 to ₱41.209 billion in 2020, with significant impact from forex devaluations particularly in Oceania. In constant US dollar (US\$) terms, sales is flat as growth in Oceania was able to offset the slower recovery of other Asean markets. Vietnam sales declined by 13.4% mainly driven by slowdown in beverages as C2 sales was unable to fully recover despite resurgence in the second half and Rong Do remained challenged due to school closures. Thailand sales decreased by 3.2% due to soft domestic consumption. Oceania continued to generate positive performance with sales growth of 6.8% with products considered as pantry staples.

Sale of goods and services of BCFG, excluding packaging division, accounted for 76.9% of total URC consolidated sale of goods and services for 2020.

Sale of goods and services in URC's packaging division decreased by 15.5% to ₱1.118 billion in 2020 from ₱1.324 billion recorded in 2019 due to lower selling price and volume.

- Sale of goods and services in URC's agro-industrial group (AIG) amounted to ₱11.858 billion in 2020, a decline of 9.7% from ₱13.138 billion recorded in 2019. Feeds business decreased by 3.5% due to lower volumes. Farms business also decreased by 24.2% due to lower volumes as a result of downsized operations.
- Sale of goods and services in URC's commodity foods group (CFG) amounted to ₱17.715 billion in 2020, a 21.1% increase from ₱14.623 billion reported in 2019. Sugar business grew by 33.5% due to higher volumes and renewables business grew by 29.8% driven by higher average selling price. The acquisition of Central Azucarera de La Carlota and Roxol Bioenergy Corporation contributed to the growth of Sugar and Renewables businesses. Flour business posted a 1.8% decrease due to lower volumes, partially offset by better average selling price.

URC's cost of sales consists primarily of raw and packaging materials costs, manufacturing costs and direct labor costs. Cost of sales decreased by ₱1.780 billion or 1.9% to ₱92.082 billion in 2020 from ₱93.862 billion recorded in 2019 due to lower input costs, packaging materials and forex impact.

URC's gross profit for 2020 amounted to ₱41.058 billion, higher by ₱746 million or 1.8% from ₱40.313 billion reported in 2019. Gross profit margin increased by 79 basis points from 30.04% in 2019 to 30.84% in 2020.

URC's selling and distribution costs and general and administrative expenses consist primarily of compensation benefits, advertising and promotion costs, freight and other selling expenses, depreciation, repairs and maintenance expenses and other administrative expenses. Selling and distribution costs, and general and administrative expenses decreased by ₱290 million or 1.1% to ₱25.011 billion in 2020 from ₱25.301 billion registered in 2019. The decline primarily resulted from decreases in advertising and promotion costs, freight and other selling, and travel and transportation, partially offset by increase in repairs and maintenance.

- 2.9% or ₱232 million decrease in advertising and promotions to ₱7.819 billion in 2020 from ₱8.050 billion in 2019 due to controlled spending.
- 2.2% or ₱180 million decrease in freight and other selling expenses to ₱8.026 billion in 2020 from ₱8.206 billion in 2019 due to lower freight cost and logistic efficiencies.
- 50.3% or ₱78 million decrease in travel and transportation to ₱77 million in 2020 from ₱155 million in 2019 due to imposition of strict travel guidelines due to COVID-19.
- 53.0% or ₱188 million increase in repairs and maintenance to ₱542 million in 2020 from ₱354 million in 2019 due to higher software and hardware maintenance costs.

As a result of the above factors, operating income increased by ₱1.035 billion or 6.9% to ₱16.047 billion in 2020 from ₱15.012 billion reported in 2019. URC's operating income by segment was as follows:

- Operating income in URC's branded consumer foods segment, excluding packaging division, increased by ₱245 million or 2.0% to ₱12.359 billion in 2020 from ₱12.114 billion in 2019. BCFG's domestic operations went up by 6.3% to ₱8.262 billion in 2020 from ₱7.775 billion in 2019 driven by better price or cost mix and tempered input costs. International operations posted a ₱4.097 billion operating income, 5.6% lower than the ₱4.339 billion posted in 2019 driven by forex devaluations. In constant US dollar terms, international operations posted an operating income of US\$83 million, a 0.6% decrease from last year.

URC's packaging division reported an operating income of ₱522 thousand in 2020 from an operating loss of ₱42 million reported in 2019 due to better margins.

- Operating income in URC's agro-industrial segment increased by ₱487 million or 54.9% to ₱1.374 billion in 2020 from ₱887 million in 2019 driven by better margins and controlled operating expenses in both feeds and farms.
- Operating income in URC's commodity foods segment increased by ₱439 million or 11.2% to ₱4.363 billion in 2020 from ₱3.924 billion in 2019. Flour business increased by 10.0% due to lower materials costs and operating expenses. Sugar business grew by 0.3% due to higher volume despite lower margins and higher expenses. Renewable energy business increased by 71.8% due to higher average selling price of distillery segment.

URC's finance costs consist mainly of interest expense, which decreased by ₱229 million to ₱1.440 billion in 2020 from ₱1.669 billion recorded in 2019 due to lower interest rates and level of interest-bearing financial liabilities. This offset the increase in interest expense related to additional lease contracts qualifying under PFRS 16 this year.

URC's finance revenue consists of interest income from investments in financial instruments, money market placements, savings and dollar deposits and dividend income from investment in equity securities. Finance revenue increased by ₱15 million to ₱343 million in 2020 from ₱328 million in 2019 due to higher dividend income.

Equity in net losses of joint ventures decreased to ₱30 million in 2020 from ₱159 million in 2019 due to lower share in net losses from VURCI and DURBI.

Net foreign exchange loss decreased to ₱486 million in 2020 from the ₱558 million reported in 2019 due to appreciation of Philippine peso against US dollar.

Market valuation gain (loss) on financial instruments at fair value through profit or loss increased to ₱136 million gain in 2020 from ₱5 million loss in 2019 due to increase in market values of equity investments and decrease in fair value of derivative liability.

Impairment losses increased to ₱33 million in 2020 from ₱2 million in 2019 due to higher impairment in receivables.

Other losses - net consists of gain (loss) on sale of fixed assets, amortization of bond issue costs, rental income, and miscellaneous income and expenses. Other losses - net amounted to ₱780 million in 2020 lower than the ₱1.050 billion reported in 2019 mainly due to lower restructuring costs this year.

URC recognized consolidated provision for income tax of ₱2.132 billion in 2020, a 19.6% increase from ₱1.782 billion in 2019 due to reversal of deferred tax assets on realized foreign exchange losses and realized restructuring costs.

URC's consolidated net income for 2020 amounted to ₱11.625 billion, higher by ₱1.510 billion or 14.9% from ₱10.115 billion in 2019 due to higher operating income, lower finance costs and lower net foreign exchange losses.

URC's core earnings before tax (operating profit after equity earnings, net finance costs and other losses - net) in 2020 amounted to ₱14.718 billion, an increase of 10.7% from ₱13.291 billion recorded in 2019.

Net income attributable to equity holders of the parent increased by ₱975 million or 10.0% to ₱10.747 billion in 2020 from ₱9.772 billion in 2019 as a result of the factors discussed above.

Non-controlling interest (NCI) represents primarily the share in the net income (loss) attributable to non-controlling interest of Nissin-URC (51.0%-owned) and Unisnack Holding Company Ltd. (60.0%-owned). NCI in net income of subsidiaries increased from ₱343 million in 2019 to ₱878 million in 2020.

URC reported an EBITDA (operating income plus depreciation and amortization) of ₱23.412 billion in 2020, 4.9% higher than ₱22.322 billion posted in 2019.

Calendar Year 2019 Compared to Calendar Year 2018

URC generated a consolidated sale of goods and services of ₱134.175 billion for the year ended December 31, 2019, a 5.0% sales growth over last year. Sale of goods and services performance by business segment follows:

- Sale of goods and services in URC's branded consumer foods segment (BCFG), excluding packaging division, increased by ₱3.549 billion or 3.5% to ₱104.563 billion in 2019 from ₱101.014 billion registered in 2018. BCFG domestic operations posted a 7.9% increase in net sales from ₱57.811 billion in 2018 to ₱62.405 billion in 2019, due to growth across different key categories supported by strong consumer demand and sales and distribution transformation, which brought a successful coffee turn-around, sustained growth performance in snacks and noodles, and recovery of RTD beverages.

BCFG international sales reported a ₱1.045 billion decrease to ₱42.158 billion in 2019 against ₱43.203 billion in 2018 driven by weaker performance in Thailand, offsetting the growth coming from Vietnam and Oceania, compounded by forex devaluations particularly in New Zealand and Australia. In constant US dollar (US\$) terms, sales improved by 1.8% to US\$816 million in 2019 from US\$801 million in 2018. Vietnam recovered with stronger growth of 8.9% driven by C2 with significant contributions from new product launches, partly offset by decline in Rong Do. New Zealand sales slightly up by 1.0% due to slow domestic market while Australia grew by 4.0% driven by strong performance across the board. Thailand sales decreased by 5.6% driven by decline in biscuits and wafers while exports grew due to strong sales to Cambodia. Thailand's performance remains challenged as the economy continues to affect consumer sentiment.

Sale of goods and services of BCFG, excluding packaging division, accounted for 77.9% of total URC consolidated sale of goods and services for 2019.

Sale of goods and services in URC's packaging division decreased by 13.1% to ₱1.324 billion in 2019 from ₱1.524 billion recorded in 2018 due to lower selling price and volume.

- Sale of goods and services in URC's agro-industrial segment (AIG) amounted to ₱13.138 billion in 2019, a 12.4% increase from ₱11.693 billion recorded in 2018. Feeds business grew by 34.6% due to higher sales volume and improved selling prices across all feed categories while Farms business weakened by 18.8% due to lower volume in hogs despite increase in sales volume of poultry.
- Sale of goods and services in URC's commodity foods segment (CFG) amounted to ₱15.150 billion in 2019 or up by 11.9% from ₱13.539 billion reported in 2018. Sugar business grew by 8.0% brought by higher volumes in raw sugar despite lower volume in refined sugar and lower prices for both raw and refined sugar. Renewables slightly declined by 1.5% due to lower volume of molasses. Flour business also posted higher sales by 25.5% driven by higher volume.

URC's cost of sales consists primarily of raw and packaging materials costs, manufacturing costs and direct labor costs. Cost of sales increased by ₱3.529 billion, or 3.9%, to ₱93.862 billion in 2019 from ₱90.333 billion recorded in 2018 due to higher sales, partially offset by lower costs of commodities and other raw and packaging materials.

URC's gross profit for 2019 amounted to ₱40.313 billion, higher by ₱2.875 billion or 7.7% from ₱37.437 billion reported in 2018. Gross profit margin increased by 74 basis points from 29.3% in 2018 to 30.04% in 2019.

URC's selling and distribution costs, and general and administrative expenses consist primarily of compensation benefits, advertising and promotion costs, freight and other selling expenses, depreciation, repairs and maintenance expenses and other administrative expenses. Selling and distribution costs, and general and administrative expenses increased by ₱1.244 billion or 5.2% to ₱25.301 billion in 2019 from ₱24.057 billion registered in 2018. This increase resulted primarily from the following factors:

- 12.7% or 901 million increase in advertising and promotions to ₱8.007 billion in 2019 from ₱7.106 billion in 2018 due to higher consumer promotions and trade development activities to boost sales.
- 22.5% or ₱185 million increase in depreciation and amortization expense to ₱1.007 billion in 2019 from ₱822 million in 2018 due to capital expenditures and impact of PFRS 16.
- 1.2% or ₱105 million increase in freight and other selling expense to ₱8.745 billion in 2019 from ₱8.640 billion in 2018 due to higher volume.

As a result of the above factors, operating income increased by ₱1.631 billion, or 12.2% to ₱15.012 billion in 2019 from ₱13.381 billion reported in 2018. URC's operating income by segment was as follows:

- Operating income in URC's branded consumer foods segment, excluding packaging division, increased by ₱1.175 billion or 10.8% to ₱12.064 billion in 2019 from ₱10.889 billion in 2018. BCFG's domestic operations went up by 12.4% to ₱8.032 billion in 2019 from ₱7.143 billion in 2018 due to higher volumes and cost improvement. International operations posted a ₱4.032 billion operating income, 7.6% higher than ₱3.746 billion posted in 2018. In constant US dollar terms, international operations posted an operating income of US\$77 million, a 10.2% increase from last year due to better margins from key markets.

URC's packaging division reported an operating loss of ₱42 million in 2019 from an operating income of ₱29 million reported in 2018 due to lower margins from lower selling price despite improved cost of production, coupled with higher repairs and maintenance costs.

- Operating income in URC's agro-industrial segment increased by ₱69 million to ₱887 million in 2019 from ₱818 million in 2018 driven by higher volumes and prices in feeds despite lower volumes in farms, as a result of the African swine flu scare since August 2019, coupled with higher input costs.
- Operating income in URC's commodity foods segment increased by ₱435 million or 12.3% to ₱3.974 billion in 2019 from ₱3.539 billion in 2018. Flour business increased by 29.6% due to higher volumes, lower wheat costs and savings from operating expenses. Sugar business grew by 31.8% due to improved selling price and higher volume while renewable energy business decreased by 33.3% due to higher repairs and maintenance cost and increase in molasses price.

URC's finance costs consist mainly of interest expense which slightly increased by ₱8 million to ₱1.669 billion in 2019 from ₱1.662 billion recorded in 2018 due to higher level of trust receipts payable and recognition of interest expense related to PFRS 16 this year, net of pre-termination of NZ dollar-denominated long-term debt last year.

URC's finance revenue consists of interest income from investments in financial instruments, money market placements, savings and dollar deposits and dividend income from investment in equity securities. Finance revenue decreased by ₱32 million to ₱328 million in 2019 from ₱359 million in 2018 due to lower level of financial assets during the year.

Equity in net losses of joint ventures increased to ₱159 million in 2019 from ₱132 million in 2018 due to recognition of net losses of DURBI this year.

Net foreign exchange loss amounted to ₱558 million in 2019 from the ₱175 million reported in 2018 due to the combined effects of appreciation of international subsidiaries' local currencies against US dollar, particularly Indonesian Rupiah, and appreciation of Philippine peso against US dollar.

Market valuation loss on financial instruments at fair value through profit or loss decreased to ₱5 million in 2019 from ₱35 million in 2018 due to lower decrease in market values of equity investments.

Impairment losses decreased to ₱2 million in 2019 from ₱45 million in 2018 due to lower impairment in receivables and last year's impairment of goodwill of Advanson.

Other income (expenses) - net consists of gain (loss) on sale of fixed assets, amortization of bond issue costs, rental income, and miscellaneous income and expenses. Other expense - net amounted to ₱1.050 billion in 2019 higher than the ₱146 million reported in 2018 mainly due to restructuring provisions this year.

URC recognized consolidated provision for income tax of ₱1.782 billion in 2019, a 14.4% decrease from ₱2.082 billion in 2018 due to recognition of deferred tax asset on unrealized forex loss and restructuring provisions.

URC's consolidated net income for 2019 amounted to ₱10.115 billion, higher by ₱652 million or 6.9% from ₱9.463 billion in 2018 due to higher operating income, reduced by higher net foreign exchange losses and recognition of restructuring provisions.

URC's core earnings before tax (operating profit after equity earnings, net finance costs and other expenses - net) in 2019 amounted to ₱13.291 billion, an increase of 12.6% from ₱11.800 billion recorded in 2018.

Net income attributable to equity holders of the parent increased by ₱568 million or 6.2% to ₱9.772 billion in 2019 from ₱9.204 billion in 2018 as a result of the factors discussed above.

Non-controlling interest (NCI) represents primarily the share in the net income (loss) attributable to non-controlling interest of Nissin-URC, URC's 51.0%-owned subsidiary. NCI in net income of subsidiaries increased from ₱258 million in 2018 to ₱343 million in 2019.

URC reported an EBITDA (operating income plus depreciation and amortization) of ₱22.322 billion in 2019, 13.0% higher than ₱19.750 billion posted in 2018.

Calendar Year 2018 Compared to Calendar Year 2017

URC generated a consolidated sale of goods and services of ₱127.770 billion for the year ended December 31, 2018, a 2.2% sales growth over last year. Sale of goods and services performance by business segment follows:

- Sale of goods and services in URC's branded consumer foods segment (BCFG), excluding packaging division, slightly decreased by ₱806 million or 0.8% to ₱101.014 billion in 2018 from ₱101.820 billion registered in 2017. BCFG domestic operations' net sales declined from ₱58.950 billion in 2017 to ₱57.811 billion in 2018, due to lower volumes and unfavorable mix in the coffee category, that slowed down the sustained growth performance in snacks and noodles, and recovery of RTD beverages.

BCFG international sales increased by ₱333 million to ₱43.203 billion in 2018 against ₱42.870 billion in 2017 driven by continuous recovery in Vietnam and sustained momentum in Australia. Vietnam is still on track on its path to recovery as sales continue to grow from its drive to recover numeric distribution, as well as from additional sales from new products such as milk tea. Australia maintained its growth attributed to very strong sales of both branded and private labels.

Sale of goods and services of BCFG, excluding packaging division, accounted for 79.1% of total URC consolidated sale of goods and services for 2018.

Sale of goods and services in URC's packaging division increased by 19.4% to ₱1.524 billion in 2018 from ₱1.276 billion recorded in 2017.

- Sale of goods and services in URC's agro-industrial segment (AIG) amounted to ₱11.693 billion in 2018, a 15.7% increase from ₱10.111 billion recorded in 2017. Feeds business grew by 27.6% due to higher sales volume and improved selling prices across all feed categories. Farms business also grew by 2.2% due to favorable sales mix and better average selling prices of hogs, slightly offset by lower sales of poultry products due to decline in production of day-old pullets.
- Sale of goods and services in URC's commodity foods segment (CFG) amounted to ₱13.539 billion in 2018 or up by 14.7% from ₱11.801 billion reported in 2017. Sugar and renewables businesses grew by 15.8% and 12.3%, respectively, on the account of higher volume and selling prices of raw sugar and molasses. Flour business also posted higher sales by 14.5% due to higher volume.

URC's cost of sales consists primarily of raw and packaging materials costs, manufacturing costs and direct labor costs. Cost of sales increased by ₱4.639 billion, or 5.4%, to ₱90.332 billion in 2018 from ₱85.693 billion recorded in 2017 due to higher sales and higher costs of commodities and other raw and packaging materials.

URC's gross profit for 2018 amounted to ₱37.437 billion, down by ₱1.877 billion or 4.8% from ₱39.314 billion reported in 2017. Gross profit margin decreased by 215 basis points from 31.4% in 2017 to 29.3% in 2018.

URC's selling and distribution costs, and general and administrative expenses consist primarily of compensation benefits, advertising and promotion costs, freight and other selling expenses, depreciation, repairs and maintenance expenses and other administrative expenses. Selling and distribution costs, and general and administrative expenses slightly declined by ₱305 million or 1.3% to ₱24.057 billion in 2018 from ₱24.362 billion registered in 2017 primarily due to decline in freight and delivery costs as a result of distribution restructuring in Myanmar and Cambodia.

As a result, operating income decreased by ₱1.571 billion, or 10.5% to ₱13.381 billion in 2018 from ₱14.952 billion reported in 2017. URC's operating income by segment was as follows:

- Operating income in URC's branded consumer foods segment, excluding packaging division, decreased by ₱1.192 billion or 9.9% to ₱10.889 billion in 2018 from ₱12.081 billion in 2017. BCFG's domestic operations went down by 20.0% to ₱7.143 billion in 2018 from ₱8.927 billion in 2017 due to decline in sales volume and lower margins as a result of higher input costs, forex devaluation and unfavorable product mix driven by coffee category. International operations posted a ₱3.746 billion operating income, 18.8% higher than ₱3.154 billion posted in 2017. In constant US dollar terms, international operations posted an operating income of US\$71 million, a 14.1% increase from last year due to complete turnaround of Vietnam and consistent contribution of New Zealand, partially offset by lower operating income from other markets.

URC's packaging division reported an operating income of ₱29 million in 2018 from ₱48 million reported in 2017 due to lower margins coming from higher material cost, negating the impact of higher average selling prices, as well as due to higher repairs and maintenance costs.

- Operating income in URC's agro-industrial segment decreased by ₱962 million to ₱818 million in 2018 from ₱1.780 billion in 2017 as a result of the impact of avian flu coupled with higher cost of input materials in feeds and hogs, and higher operating expenses in farms.
- Operating income in URC's commodity foods segment increased by ₱622 million or 21.3% to ₱3.539 billion in 2018 from ₱2.917 billion in 2017. Flour business declined by 13.5% despite higher volumes due to lower margins as a result of higher wheat costs. Sugar business, on the other hand, grew by 31.8% due to higher average selling prices and volume while renewable energy business also grew by 57.0% from last year driven by higher sales.

URC's finance costs consist mainly of interest expense which increased by ₱235 million or 16.4%, to ₱1.662 billion in 2018 from ₱1.427 billion recorded in 2017 due to higher level of trust receipts payable and short-term debt, coupled with higher interest rates.

URC's finance revenue consists of interest income from investments in financial instruments, money market placements, savings and dollar deposits and dividend income from investment in equity securities. Finance revenue increased by ₱133 million to ₱359 million in 2018 from ₱226 million in 2017 due to higher level of financial assets during the year.

Equity in net losses of joint ventures decreased to ₱132 million in 2018 from the ₱281 million in 2017 due to lower net losses of domestic joint ventures coupled with the higher net income of Proper Snacks in New Zealand.

Net foreign exchange loss amounted to ₱175 million in 2018 from the ₱154 million gain reported in 2017 due to the combined effects of appreciation of international subsidiaries' local currencies against US dollar, particularly New Zealand dollar, and depreciation of Philippine peso against US dollar.

Market valuation loss on financial instruments at fair value through profit or loss of ₱35 million reported in 2018 was lower than the ₱71 million gain reported in 2017 due to decrease in market values of equity investments.

Impairment losses increased to ₱45 million in 2018 from ₱21 million in 2017 due to this year's impairment of goodwill of Advanson.

Other income (expenses) - net consists of gain (loss) on sale of fixed assets, amortization of bond issue costs, rental income, and miscellaneous income and expenses. Other expense - net amounted to ₱146 million in 2018 while other income - net of ₱277 million was reported in 2017 due to last year's higher gain on sale of fixed assets.

URC recognized consolidated provision for income tax of ₱2.082 billion in 2018, a 25.6% decrease from ₱2.797 billion in 2017 due to lower taxable income and recognition of lower deferred tax liabilities.

URC's consolidated net income for 2018 amounted to ₱9.463 billion, lower by ₱1.690 billion or 15.2% from ₱11.153 billion in 2017 due to lower operating income, higher net finance costs and foreign exchange losses.

URC's core earnings before tax (operating profit after equity earnings, net finance costs and other expenses - net) in 2018 amounted to ₱11.799 billion, a decline of 13.6% from ₱13.656 billion recorded in 2017.

Net income attributable to equity holders of the parent decreased by ₱1.684 billion or 15.5% to ₱9.204 billion in 2018 from ₱10.888 billion in 2017 as a result of the factors discussed above.

Non-controlling interest (NCI) represents primarily the share in the net income (loss) attributable to non-controlling interest of Nissin-URC, URC's 51.0%-owned subsidiary. NCI in net income of subsidiaries decreased from ₱265 million in 2017 to ₱258 million in 2018.

URC reported an EBITDA (operating income plus depreciation and amortization) of ₱19.750 billion in 2018, 6.2% lower than ₱21.056 billion posted in 2017.

Financial Condition

URC's financial position remains healthy with strong cash levels. The Company has a current ratio of 1.22:1 as of December 31, 2020, lower than the 1.86:1 as of December 31, 2019. Financial debt to equity ratio of 0.42:1 as of December 31, 2020 is within comfortable level. The Company is in a net debt position of ₱22.093 billion this year against ₱22.006 billion last year.

Total assets amounted to ₱176.195 billion as of December 31, 2020, higher than ₱168.653 billion as of December 31, 2019. Book value per share increased to ₱41.86 as of December 31, 2020 from ₱40.81 as of December 31, 2019.

The Company's cash requirements have been sourced through cash flow from operations. The net cash flow provided by operating activities in 2020 amounted to ₱18.936 billion. Net cash used in investing activities amounted to ₱11.352 billion, which were substantially used for fixed asset acquisitions. Net cash used in financing activities amounted to ₱9.203 billion due to dividend payment and net loan repayment.

The capital expenditures amounting to ₱11.137 billion include site development, warehouse and building constructions and rehabilitation/upgrade of beverage, snacks and chocolate facilities in the Philippines; various capacity upgrades in Thailand; new snacks facility and various capacity upgrade facilities for biscuits and snacks in New Zealand; new warehouse building and upgrade of facilities in Australia; new mill acquisition and expansion of milling capacity and refinery in Sugar; expansion of feedmill and farm houses in Agro-Industrial Group; and improvement of information systems in Corporate business.

The Company has budgeted various authorized but not yet disbursed capital expenditures (including maintenance capex) and investments for 2021, which substantially consist of the following:

- Acquisition of new site, capacity expansions and improvement of information systems, handling, distribution, safety, quality control and operational efficiencies throughout the branded consumers foods group;
- Improvement and maintenance capital expenditures for flour mill and sugar and business expansion for renewables;
- Capacity expansion and maintenance expenditures for agro-industrial group and facilities improvement for packaging business; and
- Upgrade of information systems for corporate business

No assurance can be given that the Company's capital expenditures plan will not change or that the amount of capital expenditures for any project or as a whole will not change in future years from current expectations.

As of December 31, 2020, the Company is not aware of any events that will trigger direct or contingent financial obligation that is material to the Company, including any default or acceleration of an obligation.

Financial Ratios

The following are the major financial ratios that the Group uses. Analyses are employed by comparisons and measurements based on the financial information of the current year against last year.

	December 31, 2020	December 31, 2019
Liquidity:		
Current ratio	1.22:1	1.86:1
Solvency:		
Gearing ratio	0.42:1	0.45:1
Debt to equity ratio	0.80	0.77
Asset to equity ratio	1.80	1.77
	CY 2020	CY 2019
Profitability:		
Operating margin	12.1%	11.2%
Earnings per share	₱4.88	₱4.43
Core earnings per share	₱6.68	₱6.03
Leverage:		
Interest rate coverage ratio	16.25	13.37

The Group calculates the ratios as follows:

Financial Ratios	Formula
Current ratio	$\frac{\text{Current assets}}{\text{Current liabilities}}$
Gearing ratio	$\frac{\text{Total financial debt (short-term debt, trust receipts payable and long-term debt including current portion)}}{\text{Total equity (equity holders + non-controlling interests)}}$
Debt to equity ratio	$\frac{\text{Total liabilities (current + noncurrent)}}{\text{Total equity (equity holders + non-controlling interests)}}$
Asset to equity ratio	$\frac{\text{Total assets (current + noncurrent)}}{\text{Total equity (equity holders + non-controlling interests)}}$
Operating margin	$\frac{\text{Operating income}}{\text{Sale of goods and services}}$
Earnings per share	$\frac{\text{Net income attributable to equity holders of the parent}}{\text{Weighted average number of common shares}}$
Core earnings per share	$\frac{\text{Core earnings before tax}}{\text{Weighted average number of common shares}}$
Interest rate coverage ratio	$\frac{\text{Operating income plus depreciation and amortization}}{\text{Finance costs}}$

**Material Changes in the 2020 Financial Statements
(Increase/Decrease of 5% or more versus 2019)**

Income statements – Year ended December 31, 2020 versus Year ended December 31, 2019

13.7% decrease in finance cost

Due to lower interest rates and level of interest-bearing financial liabilities

12.8% decrease in net foreign exchange losses

Due to appreciation of Philippine peso against US dollar

2,693.2% increase in market valuation gain (loss) on financial instruments at FVPL

Due to increase in market values of equity investments and decrease in fair value of derivative liability

1,373.4% increase in impairment losses

Due to higher impairment in receivables

80.8% decrease in equity in net losses of joint ventures

Due to lower share in equity loss from VURCI and DURBI

25.7% decrease in other losses - net

Due to lower restructuring costs this year

19.6% increase in provision for income tax

Due to reversal of deferred tax assets on realized foreign exchange losses and realized restructuring costs

Statements of Financial Position – December 31, 2020 versus December 31, 2019

7.9% decrease in cash and cash equivalents

Due to capital expenditures, dividend payment and repayment of short-term debt, net of cash from operations

7.7% increase in inventories

Due to increases in raw materials and spare parts and supplies

86.4% decrease in biological assets

Due to decline in hogs population and write-down from restructuring

17.0% increase in other current assets

Due to increase in income tax credits

8.0% increase in property, plant and equipment

Due to acquisition of assets from Roxas Holdings, Inc. and capital expenditures, net of depreciation during the year

66.5% increase in right-of-use assets

Due to additional lease contracts qualifying under PFRS 16

8.3% decrease in investments in joint ventures

Due to share in net losses of joint ventures during the year

22.4% increase in other noncurrent assets

Due to increase in deferred input VAT

16.6 % increase in accounts payable and other accrued liabilities

Due to increases in trade payables, accrued expenses and customers' deposits

30.7% decrease in short-term debt

Due to loan repayments during the year

14.8% decrease in trust receipts payable

Due to settlements and decreased utilization of trust receipts during the year

26.8% decrease in income tax payable

Due to payments during the year, net of current tax provision

79.5% increase in lease liabilities

Due to additional lease contracts qualifying under PFRS 16, net of payment and amortization

18.5% increase in other noncurrent liabilities

Due to increase in pension liability

5.7 % increase in retained earnings

Due to net income during year, net of dividends

46.3% decrease in other comprehensive income

Due to decrease in cumulative translation adjustments and increase in remeasurement losses on retirement plan

5.6% increase in equity attributable to non-controlling interests

Due to equity share in the net income of NURC and Oceania businesses

The Company's key performance indicators are employed across all businesses. Comparisons are then made against internal target and previous period's performance. The Company and its significant subsidiaries' top five (5) key performance indicators are as follows: (in million PhP)

Universal Robina Corporation (Consolidated)			
	CY 2020	CY 2019	Index
Revenues	133,140	134,175	99
EBIT	16,047	15,012	107
EBITDA	23,412	22,322	105
Net Income	11,625	10,115	115
Total Assets	176,195	168,653	104

URC International Co., Ltd. (Consolidated)			
	CY 2020	CY 2019	Index
Revenues	41,209	43,554	95
EBIT	4,097	4,339	94
EBITDA	7,137	7,509	95
Net Income	2,382	2,207	108
Total Assets	98,015	100,852	97

Nissin-URC			
	CY 2020	CY 2019	Index
Revenues	7,406	6,345	117
EBIT	1,276	985	130
EBITDA	1,472	1,156	127
Net Income	893	717	125
Total Assets	3,377	2,804	120

Majority of the above key performance indicators were within targeted levels.

Item 7. Financial Statements

The consolidated financial statements and schedules listed in the accompanying Index to Financial Statements and Supplementary Schedules (page 39) are filed as part of this Form 17-A (pages 40 to 175).

Item 8. Changes in and Disagreements with Accountants on Accounting and Financial Disclosure

None.

Item 9. Independent Public Accountants and Audit Related Fees

Independent Public Accountants

The Company's independent public accountant is the accounting firm of SyCip Gorres Velayo & Co. (SGV & Co.). The same accounting firm is tabled for reappointment for the current year at the annual meeting of stockholders. The representatives of the principal accountant have always been present at prior year's meetings and are expected to be present at the current year's annual meeting of stockholders. They may also make a statement and respond to appropriate questions with respect to matters for which their services were engaged.

The current handling partner of SGV & Co. has been engaged by the Company in 2018 and is expected to be rotated every seven (7) years.

Audit-Related Fees

The following table sets out the aggregate fees billed for each of the last three years for professional services rendered by SyCip, Gorres, Velayo & Co.

	CY 2018	CY 2019	CY 2020
Audit and Audit-Related Fees	₱11,206,000	₱12,077,000	₱12,255,397
Fees for services that are normally provided by the external auditor in connection with statutory and regulatory filings or engagements	1,100,000	none	none
Professional fees for due diligence review for bond/shares offering	none	none	none
Tax Fees	none	none	none
Other Fees	none	none	none
Total	₱12,306,000	₱12,077,000	₱12,255,397

Audit Committee's Approval Policies and Procedures for the Services Rendered by the External Auditors

The Corporate Governance Manual of the Company provides that the Audit Committee shall, among others:

1. Evaluate all significant issues reported by the external auditors relating to the adequacy, efficiency, and effectiveness of policies, controls, processes and activities of the Company.
2. Ensure that other non-audit work provided by the external auditors is not in conflict with their functions as external auditors.
3. Ensure the compliance of the Company with acceptable auditing and accounting standards and regulations.

PART III – CONTROL AND COMPENSATION INFORMATION

Item 10. Directors and Executive Officers of the Registrant

	Name	Age	Position	Citizenship
1.	James L. Go	81	Director, Chairman Emeritus	Filipino
2.	Lance Y. Gokongwei	54	Director, Chairman	Filipino
3.	Irwin C. Lee	56	President and Chief Executive Officer	Filipino
4.	Patrick Henry C. Go	50	Director, Executive Vice President	Filipino
5.	Johnson Robert G. Go, Jr	55	Director	Filipino
6.	Wilfrido E. Sanchez	83	Director (Independent)	Filipino
7.	Cesar V. Purisima	60	Director (Independent)	Filipino
8.	Rizalina G. Mantaring	61	Director (Independent)	Filipino
9.	Christine Marie B. Angco	52	Director (Independent)	Singaporean
		57	Senior Vice President, Quality, Engineering, Sustainability & Technical Services	
10.	David J. Lim, Jr.			Filipino
11.	Francisco M. Del Mundo	50	Chief Financial Officer	Filipino
12.	Anna Milagros D. David	40	Chief Marketing Officer	Filipino
		46	Senior Vice President and Investor Relations Officer	
13.	Michael P. Liwanag			Filipino
14.	Anne Patricia C. Go	54	Vice President, Marketing Services	Filipino
15.	Krishna Mohan Suri	48	Vice President, Global Innovation, Research and Development	Filipino
16.	Rebecca E. Yap	53	Vice President, Procurement	Filipino
17.	Elisa O. Abalajon	53	Vice President, Human Resources	Filipino
18.	Adriano M. Diaz de Rivera	48	Vice President, Supply Chain Planning and Logistics	Filipino
19.	Socorro ML. Banting	66	Vice President	Filipino
20.	Karen Therese C. Salgado	50	Chief Information Officer	Filipino
21.	Charles Bernard A. Tañega	48	Treasurer	Filipino
22.	Maria Cecilia H. Fernandez-Estavillo	49	Chief Legal Counsel and Corporate Secretary	Filipino
23.	Eunice Anne C. Ignacio	33	Assistant Corporate Secretary	Filipino

All of the above directors and officers have served their respective offices since May 14, 2020, except Ms. Angco and Ms. Mantaring who were both elected on August 13, 2020. All of the above officers have served their respective offices since May 14, 2020, except Ms. Ignacio and Ms. Salgado, who were appointed to their positions on October 1, 2020 and October 12, 2020, respectively. There are no directors who resigned or declined to stand for re-election to the board of directors since the date of the last annual meeting of stockholders for any reason whatsoever.

A brief description of the directors and executive officers' business experience and other directorships held in other reporting companies are provided as follows:

James L. Go, 81, is the Chairman Emeritus of URC. He is the Chairman of JGSHI and Cebu Air, Inc. He is also the Chairman and Chief Executive Officer of Oriental Petroleum and Minerals Corporation. He is the Chairman Emeritus of Robinsons Land Corporation, JG Summit Petrochemical Corporation, and JG Summit Olefins Corporation. He is the Vice Chairman of Robinsons Retail Holdings, Inc. and a director of Meralco Powergen Corporation. He is also the President and Trustee of the Gokongwei Brothers Foundation, Inc. He has been a director of the Philippine Long Distance Telephone Company Inc. (PLDT)

since November 3, 2011. He is a member of the Technology Strategy and Risk Committees and Advisor of the Audit Committee of the Board of Directors of PLDT. He was elected a director of Manila Electric Company on December 16, 2013. Mr. Go received his Bachelor of Science Degree and Master of Science Degree in Chemical Engineering from Massachusetts Institute of Technology, USA.

Lance Y. Gokongwei, 54, is the Chairman of URC. He is the President and Chief Executive Officer of JGSHI. He is the Chairman of Altus Ventrues Property, Inc., Robinsons Retail Holdings, Inc., Robinsons Land Corporation, JG Summit Petrochemical Corporation, JG Summit Olefins Corporation and Robinsons Bank Corporation. He is the President and Chief Executive Officer of Cebu Air, Inc. He is a director and Vice Chairman of Manila Electric Company and a director of Oriental Petroleum and Minerals Corporation, United Industrial Corporation Limited and Meralco Powergen Corporation. He is also member of the Board of Global Reporting Initiative. He is also the Chairman and trustee of the Gokongwei Brothers Foundation, Inc. He received a Bachelor of Science degree in Finance and a Bachelor of Science degree in Applied Science from the University of Pennsylvania.

Irwin C. Lee, 56, is the President and Chief Executive Officer of URC effective May 14, 2018. Prior to joining URC, he was the Chief Executive Officer of Rustan Supercenters, Inc. and a director of Rose Pharmacy under Jardine Matheson's Dairy Farm Group. He brings with him more than 35 years of work experience in fast-moving consumer foods and retail across Asia, Europe and the US. He started in Procter & Gamble (P&G) as a Finance Analyst and rose to key executive finance roles in various countries, including Chief Financial Officer roles in Indonesia, Japan/Korea and Greater China. In 2004, he was appointed Vice President for P&G Greater China with dual roles as Chief Marketing Officer and as General Manager for the laundry detergent business, which he drove to market leadership. In 2007, he was appointed Vice President/Managing Director for P&G UK and Ireland, where he delivered profitable growth through two recessions and led P&G's London 2012 Olympics program. In 2014, he rose to become P&G's Regional Head for Northern Europe, leading commercial operations across UK, Ireland, Sweden, Denmark, Norway and Finland, and integrating P&G's second largest international regional cluster. While in the UK, he spearheaded industry initiatives for connecting businesses to communities and enhancing employee engagement and well-being. After P&G, he served as Global Strategic Advisor for McKinsey and Co. to consumer and retail sector partners and engagement managers. He also sat as Board Director and Remuneration Committee Chairman for Wm Morrison Supermarkets Plc (one of UK's top 4 grocery retailers). Mr. Irwin Lee graduated with a Bachelor of Science Degree in Commerce Major in Accounting from the De La Salle University Manila, Summa Cum Laude. He finished third in the CPA Licensure Exams in 1985.

Patrick Henry C. Go, 50, is a director and the Executive Vice President of URC. He also heads the URC Packaging (BOPP) Division and Flexible Packaging Division. He is the President and Chief Executive Officer of JG Summit Petrochemical Corporation and JG Summit Olefins Corporation. He is also a director of JGSHI, Robinsons Land Corporation, Robinsons Bank Corporation, Global Business Power Corporation and Meralco Powergen Corporation. He is a trustee and treasurer of the Gokongwei Brothers Foundation, Inc. He received a Bachelor of Science degree in Management from the Ateneo de Manila University and attended the General Manager Program at Harvard Business School. Mr. Patrick Henry C. Go is a nephew of Mr. John L. Gokongwei, Jr..

Johnson Robert G. Go, Jr., 55, has been a director of URC since May 5, 2005. He is also a director of JGSHI, Robinsons Land Corporation, Robinsons Bank Corporation, and A. Soriano Corporation. He is also a trustee of the Gokongwei Brothers Foundation, Inc. He received his Bachelor of Arts degree in Interdisciplinary Studies (Liberal Arts) from the Ateneo de Manila University. He is a nephew of Mr. John L. Gokongwei, Jr..

Wilfrido E. Sanchez, 83, has been an independent director of URC since 1995. He is a Tax Counsel in Quiason Makalintal Barot Torres Ibarra Sison & Damaso Law Firm. He is also a trustee of the Gokongwei Brothers Foundation, Inc., NYK TDG Friendship Foundation and Asian Institute of Management. He is a director of Antonelli Realty, Asiabest Group International Inc., Asia Brewery, Inc., EEI Corporation, EMCOR, Inc., Eton Properties Philippines, Inc., House of Investments, Inc., J-DEL Investment and Management Corporation, Joint Research and Development Corporation, JVR Foundation, Inc., Kawasaki Motor Corp., K Servico, Inc., LT Group, Inc., Magellan Capital Holdings Corporation, Tanduay Distillers, Inc., Transnational Diversified Corporation, Transnational Financial Services, Inc., and Trimotors Technology Corp. He received his Bachelor of Arts degree and Bachelor of Laws degree from the Ateneo de Manila University and Masters of Law degree from the Yale Law School.

Cesar V. Purisima, 60, has been an independent director of URC effective May 30, 2018. He is an Asia Fellow at the Milken Institute. He is also an independent nonexecutive director of the AIA Group Limited and Ayala Land, Inc., World Wildlife Fund-Philippines and De La Salle University. He is a member of the International Advisory Council (Phils.) of the Singapore Management University and a member of the Global Advisory Council of Sumitomo Mitsui Banking Corporation. He is also an advisor of the Partners Group AG Life Council. He is the founding partner of Ikhlas Capital Singapore PTE Ltd. He served in the Philippine government as Secretary of the Department of Finance from July 2010 to June 2016 and as Secretary of the Department of Trade and Industry from January 2004 to February 2005. He previously served on the boards of a number of government institutions, including as a member of the Monetary Board of the Bangko Sentral ng Pilipinas, Governor of the World Bank Group for the Philippines, Governor of the Asian Development Bank for the Philippines, Alternate Governor of the International Monetary Fund for the Philippines and Chairman of the Land Bank of the Philippines. He was conferred the Chevalier dans l'Ordre national de la Légion d'Honneur (Knight of the National Order of the Legion of Honour) by the President of the French Republic in 2017, the Order of Lakandula, Rank of Grand Cross (Bayani) by the President of the Philippines in 2016 and the Chevalier de l'Ordre national du Mérite (Knight of the National Order of Merit) by the President of the French Republic in 2001. He is a Certified Public Accountant. He has extensive experience in public accounting both in the Philippines and abroad. He was Chairman and Managing Partner of SyCip Gorres Velayo & Co. (a member firm of Andersen Worldwide until 2002 and became member firm of Ernst & Young Global Limited) from 1999 until 2004. During the period, he was also the Asia-Pacific Area Managing Partner for Assurance and Business Advisory Services of Andersen Worldwide from 2001 to 2002 and Regional Managing Partner for the ASEAN Practice of Andersen Worldwide from 2000 to 2001. He obtained his Bachelor of Science in Commerce (Majors in Accounting & Management of Financial Institutions) degree from De La Salle University (Manila) in 1979, Master of Management degree from J.L. Kellogg Graduate School of Management, Northwestern University in 1983 and Doctor of Humanities honoris causa degree from Angeles University Foundation of the Philippines in 2012.

Rizalina G. Mantaring, 61, has been an independent director of URC since August 2020. She was the Chief Executive Officer and Country Head of Sun Life Financial Philippines until her retirement in June 2018. She assumed the chairmanship of Sun Life Financial Philippine Holding Co. until she stepped down in August 2019. She is also an Independent Director of Ayala Corporation Inc., Ayala Land, Inc., First Philippine Holdings Corporation Inc., PHINMA Corporation, East Asia Computer Center Inc. and MicroVentures Foundation. She is also a director of Sun Life Grepa Financial Inc. Among her other affiliations are as Board of Trustees of Makati Business Club, Philippine Business for Education, Parish-Pastoral Council for Responsible Voting (PPCRV), and Operation Smile Philippines. She was also President of the Management Association of the Philippines and the Philippine Life Insurance Association. She is a recipient of the Asia Talent Management Award in the Asia Business Leaders Award 2017 organized by the global business news network CNBC, among other prestigious awards. She was selected as one of the 100 Most Outstanding Alumni of the past century by the University of the Philippines College of Engineering and received the PAX award, the highest award given to outstanding alumnae, in 2019 from St. Scholastica's College Manila. She holds a BS Electrical Engineering degree from the University of the

Philippines where she graduated with honors. She obtained her MS degree in Computer Science from the State University of New York at Albany.

Christine Marie B. Angco, 52, has been an independent director of URC since August 2020. Prior to joining URC, she has spent 25 years in the multinational FMCG Corporation, Procter & Gamble. She was a Vice President and General Manager for several health and beauty-oriented categories handling businesses across Asia-Pacific countries, with profit & loss responsibility and organizational leadership of large diverse multi-cultural teams across Japan, Korea, Australia, Singapore, India, Philippines, Malaysia, Thailand, Vietnam and Indonesia. She is also a member of the Board of Trustees of PhilDev, a non-governmental organization focused on education and entrepreneurship development in the Philippines. She is also a director of Applied Behavior Consultants (ABC) Center in Asia. She obtained her Bachelors of Science degree in Management Engineering (Magna Cum Laude) from the Ateneo de Manila University.

David J. Lim, Jr., 57, is the Senior Vice President for Quality, Engineering, Sustainability and Technical Services of URC's Branded Consumer Foods Group Philippines and International. He was the Assistant Technical Director for JGSHI prior to joining URC in December 2008. He earned his Bachelor of Science degree in Aeronautical Engineering from Imperial College, London, England and obtained his Master of Science degree in Civil Structural Engineering from the University of California at Beverly, USA as well as his Masters in Engineering from the Massachusetts Institute of Technology, USA.

Francisco M. Del Mundo, 50, is the Senior Vice President and Chief Financial Officer of URC. He is also the Senior Vice President and Chief Financial Officer of JGSHI. He brings with him 27 years of experience in all aspects of the finance career. He has built his career from 17 years of rigorous training in Procter & Gamble (P&G) and three years in Coca-Cola prior to joining the JG Summit Group. He has worked in three different markets: Manila, Thailand and Singapore, and has held numerous CFO and Regional Finance Head positions, namely: CFO for ASEAN, Head of Accounting Shared Services for Central and Eastern Europe, Middle East and Africa, and Asia Hub Manager for Internal Controls for P&G. During his stint with Coca-Cola, he was the CFO for Coca-Cola Bottlers Philippines, Inc. and concurrently the CEO of Coca-Cola Bottlers Business Services, the company's global shared service handling Philippines, Singapore and Malaysia. In 2013, he joined JGSHI as Vice President for JG Summit and Affiliates Shared Services. He was appointed as CFO of URC International the same year, concurrent with Shared Services role. In 2016, he was appointed CFO of URC and Head of JG Summit Enterprise Risk Management Group, and continues to lead Shared Services as its Senior Vice President and Chief Financial Officer. He graduated cum laude from the University of the Philippines Diliman with a Bachelor of Science in Business Administration degree. He was recognized as the Most Distinguished Alumnus of the University's College of Business Administration in 2008. He is also a Certified Internal Auditor and has done several external talks on shared service and finance transformation in Manila, Malaysia and Dubai.

Michael P. Liwanag, 47, is the Senior Vice President and Investor Relations Officer of URC. He is concurrently the Senior Vice President and Chief of Staff to the CEO of JGSHI. Prior to his current role in URC, he was the Vice President for Corporate Strategy and Development of URC until May 14, 2018. Before joining URC in 2001, he was exposed to different business functions such as Strategic Management & Implementation, Corporate Finance/Mergers & Acquisitions, Program Management, Financial Planning & Analysis and Business Analytics in Digital Telecommunications Phils., Inc., Global Crossings and Philippine Global Communications, Inc. He studied Engineering at the University of the Philippines, is a Certified Management Accountant (ICMA Australia) and an alumnus of the Harvard Business School (AMP).

Anne Patricia C. Go, 54, is the Vice President for Advertising and Marketing Services of URC. She also handles all Advertising and Public Relations, Consumer Promotions, Special Events and Market Research requirements of URC. She is also Vice President for Advertising and Public Relations for the JG Group and handles all Advertising and Public Relations for the JG Group including Summit Media and Robinsons Retail Group. She joined URC in 1993 as Director of Marketing Services. She began her more than 20 year-career in Advertising and Communications in Basic/FCB. She was also a freelance broadcast producer and the Philippine representative of Hong Kong-based Centro Digital Pictures. She graduated from Ateneo de Manila University with a degree in Communication Arts. Ms. Anne Patricia C. Go is the niece of Mr. John L. Gokongwei, Jr.

Krishna Mohan Suri, 48, is the Vice President for Global Innovation, Research & Development of URC. Prior to joining URC in Jan 2017, he has worked with Mondelez and Unilever where he held roles in R&D and Manufacturing across multiple locations in Asia. He obtained his Bachelor's degree in Chemical Engineering from Indian Institute of Technology, Kharagpur (IIT) and received his Master's Degree in Chemical Engineering specializing in Simulation & Controls from IIT.

Rebecca E. Yap, 53, is the Vice President, Procurement of URC. She has been involved in Procurement in various capacities for over 20 years spanning, with the last 18 years exclusively with URC. Prior to her procurement role, she handles various Finance role for 8 years. She obtained her BS Commerce degree from Centro Escolar University. She is a Certified Public Accountant and a Certified Professional. She also earned her Certified Professional in Supply Management from the Institute of Supply Management, Tempe Arizona USA.

Elisa O. Abalajon, 53, is the Vice President, Human Resources of URC. Prior to joining URC in 2016, she was the Southeast Asia HR Director of Mondelez International based in Singapore. She is a lawyer by profession having graduated with honors from the Ateneo de Manila School of Law. She received her Master's Degree in Business Administration from the Singapore Management University in 2013.

Adriano Gregorio M. Diaz de Rivera, 51, is the Vice President, Supply Chain Planning and Logistics of URC. Prior to joining URC in 2016, he was with Procter and Gamble for 24 years holding positions in various local and Asia wide roles in Supply Chain operations. He obtained his Bachelor of Science Degree in Industrial Management Engineering with a Minor in Chemical Engineering from De La Salle University.

Socorro ML. Banting, 66, is a Vice President of URC. She is also an officer of other related companies of URC. Prior to joining URC in 1986, she worked with State Investment House, Inc. and Manila Midtown Hotel. She obtained her Bachelor of Science degree in Business Administration from the Ateneo de Davao University.

Karen Therese C. Salgado, 50, was appointed Chief Information Officer of URC on October 15, 2020. Prior to joining URC, she was the Chief Information Officer of Rustans Supercenters, Inc. for 3 years. She was the Chief Information Officer for both the Philippines and the Asia Pacific region of Avon Cosmetics, Inc. She obtained her Bachelor of Science degree in Commerce from De La Salle University.

Charles Bernard A. Tañega, 48, was appointed Treasurer of URC on May 29, 2019 and has been Deputy Treasurer since December 2016 handling primarily URC International Treasury and Bank Control. Prior to joining URC, he gained 20 years of work experience in sales, finance and treasury and he had a 12-year stint with Citibank N.A. where he was a Vice President working in Global Markets as Treasury Sales handling FX and short-term investment products. Later on, in Treasury and Trade Solutions where he was the product manager for the bank's cash and liquidity products. He obtained his Bachelor's Degree in Commerce majoring in Management of Financial Institutions from De La Salle University and received his Master's Degree in Management from the Asian Institute of Management.

Eunice Anne C. Ignacio, 33, is the Assistant Corporate Secretary of URC. Prior to joining URC, she was an associate in the Corporate, Taxation and Special Projects Department of Cruz Marcelo and Tenefrancia Law Offices. She obtained her Juris Doctor degree from the University of the Philippines College of Law in 2016 and was admitted to the Philippine Bar in 2017.

Anna Milagros D. David, 40, is the Chief Marketing Officer of URC. Prior to joining URC in March 2018, she was with Unilever for 17 years where she held Marketing and Sales roles in local, Asian, and global markets. This includes Marketing Director (Philippines), CCD Sales Director (Philippines), Global Brand Director (Dove), and Regional Marketing Director (Asean). She is currently a member of the Board of Directors for the Danone-URC and Vitasoy-URC Joint Ventures. She obtained her Bachelor of Arts degree in Economics (Honors) from the Ateneo de Manila University where she graduated Magna Cum Laude.

The members of the Company’s board of directors and executive officers can be reached at the address of its registered office at 8th Floor, Tera Tower, Bridgetowne, E. Rodriguez Jr. Avenue (C5 Road), Ugong Norte, Quezon City, Philippines.

Involvement in Certain Legal Proceedings of Directors and Executive Officers

None of the members of the Board of Directors and Executive Officers of the Company are involved in any criminal, bankruptcy or insolvency investigations or proceedings.

Family Relationships

- Mr. James L. Go is the brother of Mr. John L. Gokongwei, Jr.
- Mr. Lance Y. Gokongwei is the nephew of Mr. James L. Go.
- Mr. Patrick Henry C. Go is the nephew of Mr. James L. Go.
- Mr. Johnson Robert G. Go is the nephew of Mr. James L. Go.
- Ms. Anne Patricia C. Go is the niece of Mr. James L. Go.

Item 11. Executive Compensation

The following summarizes certain information regarding compensation paid or accrued during the last two (2) years and to be paid in the ensuing year to the Company’s Directors and Executive Officers:

	Estimated – CY2021				Actual	
	Salary	Bonus	Others	Total	CY 2020	CY 2019
CEO and four (4) most highly compensated executive officers	₱103,251,734	₱500,000	₱250,000	₱104,001,734	₱98,225,927	₱126,233,743
All officers and directors as a group unnamed	257,263,181	4,000,000	2,350,000	263,613,181	151,935,819	205,796,109

Standard Arrangements

There are no standard arrangements pursuant to which directors of the Company are compensated, or are to be compensated, directly or indirectly, for any services provided as a director for the last completed year and the ensuing year.

Other Arrangements

There are no other arrangements pursuant to which directors of the Company are compensated, or are to be compensated, directly or indirectly, for any services provided as a director for the last completed year and the ensuing year.

Employment Contracts and Termination of Employment and Change-in-Control Arrangement

There are no special employment contracts between the Corporation and the named executive officers.

There are no compensatory plans or arrangements with respect to a named executive officer.

Warrants and Options Outstanding

There are no outstanding warrants or options held by the Corporation's CEO, the named executive officers and all officers and directors as a group.

Item 12. Security Ownership of Certain Beneficial Owners and Management

(1) Security Ownership of Certain Record and Beneficial Owners

As of March 31, 2021, URC knows no one who beneficially owns in excess of 5% of URC's common stock except as set forth in the table below.

Title of Class	Names and addresses of record owners and relationship with the Corporation	Name of beneficial owner and relationship with record owner	Citizenship	No. of Shares Held	% to Total Outstanding
Common	JGSHI 43/F Robinsons Equitable Tower, ADB Avenue corner Poveda Street, Ortigas Center, Pasig City (stockholder)	Same as record owner (See Note 1)	Filipino	1,215,223,061	55.13%
Common	PCD Nominee Corporation (Non-Filipino) G/F Makati Stock Exchange Bldg. 6767 Ayala Ave., Makati City (stockholder)	PCD Participants and their clients (See Note 2)	Non-Filipino	602,861,587 (See Note 3)	27.25%
Common	PCD Nominee Corporation (Filipino) G/F Makati Stock Exchange Bldg. 6767 Ayala Ave., Makati City (stockholder)	PCD Participants and their clients (See Note 2)	Filipino	351,364,800 (See Note 3)	15.94%

1. The Chairman and the President are both empowered under the By-Laws of JGSHI to vote any and all shares owned by JGSHI, except as otherwise directed by the Board of Directors. The incumbent Chairman and Chief Executive Officer JGSHI are Mr. James L. Go and Mr. Lance Y. Gokongwei, respectively.

2. PCD Nominee Corporation is the registered owner of the shares in the books of the Corporation's transfer agent. PCD Nominee Corporation is a corporation wholly-owned by Philippine Depository and Trust Corporation, Inc. (formerly the Philippine Central Depository) ("PDTC"), whose sole purpose is to act as nominee and legal title holder of all shares of stock lodged in the PDTC. PDTC is a private corporation organized to establish a central depository in the Philippines and introduce scripless or book-entry trading in the Philippines. Under the current system of the PDTC, only participants (brokers and custodians) are recognized by PDTC as the beneficial owners of the lodged shares. Each beneficial owner of shares through his participant is the beneficial owner to the extent of the number of shares held by such participant in the records of the PCD Nominee.

3. Out of the PCD Nominee Corporation account, “The Hongkong and Shanghai Banking Corp. Ltd. - Clients’ Acct.”, “Deutsche Bank Manila - Clients A/C” and “Citibank, N.A.” hold for various trust accounts the following shares of the Corporation as of March 31, 2021:

	No. of shares	% to Outstanding
The Hongkong and Shanghai Banking Corp. Ltd. - Clients’ Acct	357,404,246	16.21%
Deutsche Bank Manila - Clients A/C	183,474,535	8.32%
Citibank N.A	133,323,889	6.05%

Voting instructions may be provided by the beneficial owners of the shares.

(2) Security Ownership of Management as of March 31, 2021

Title of Class	Name of beneficial Owner	Position	Amount & nature of beneficial ownership (Direct)	Citizenship	% to Total Outstanding
Named Executive Officers ¹					
Common	1. James L. Go	Director, Chairman Emeritus	1	Filipino	*
Common	2. Lance Y. Gokongwei	Director, Chairman	500,001	Filipino	0.02%
Common	3. Irwin C. Lee	President and Chief Executive Officer	200,001	Filipino	0.01%
Common	4. Anna Milagros D. David	Chief Marketing Officer	49,630	Filipino	*
	Sub-Total		<u>749,633</u>		<u>0.03%</u>
Other Directors and Executive Officers					
Common	5. Patrick Henry C. Go	Director, Executive Vice President	45,540	Filipino	*
Common	6. Johnson Robert G. Go, Jr.	Director	1	Filipino	*
Common	7. Wilfrido E. Sanchez	Director (Independent)	1	Filipino	*
Common	8. Cesar V. Purisima	Director (Independent)	1	Filipino	*
Common	9. Christine Marie B. Angco	Director (Independent)	1	Singaporean	
Common	10. Rizalina G. Mantaring	Director (Independent)	7,401	Filipino	
Common	11. Michael P. Liwanag	Senior Vice President & Investor Relations Officer	25,000	Filipino	*
Common	12. Anne Patricia C. Go	Vice President, Marketing Services	8,855	Filipino	*
	Sub-Total		<u>86,800</u>		<u>0.01%</u>
<u>All directors and executive officers as a group unnamed</u>			<u>836,433</u>		<u>0.04%</u>

¹ As defined under Part IV (B) (1) (b) of Annex “C” of SRC Rule 12, the “named executive officers” to be listed refer to the Chief Executive Officer and those that are the four (4) most highly compensated executive officers as of December 31, 2020.

* less than 0.01%

(3) Voting Trust Holders of 5% or more

There are no persons holding more than 5% of a class under a voting trust or similar agreement.

Item 13. Certain Relationships and Related Transactions

The Company, in its regular conduct of business, had engaged in transactions with its major stockholder, JGSHI and its affiliated companies. See Note 34 (Related Party Transactions) of the Notes to Consolidated Financial Statements (page 138) in the accompanying Audited Financial Statements filed as part of this Form 17-A.

PART IV – CORPORATE GOVERNANCE AND SUSTAINABILITY REPORT

Item 14. A Corporate Governance

The Group adheres to the principles and practices of good corporate governance, as embodied in its Corporate Governance Manual, Code of Ethics and related SEC Circulars. Continuous improvement and monitoring of governance and management policies have been undertaken to ensure that the Group observes good governance and management practices. This is to assure the shareholders that the Group conducts its business with the highest level of integrity, transparency and accountability.

The Group likewise consistently strives to raise its financial reporting standards by adopting and implementing prescribed Philippine Financial Reporting Standards (PFRSs).

Item 14. B Sustainability Report

Refer to attached Sustainability Report.

PART V - EXHIBITS AND SCHEDULES

Item 15. Exhibits and Reports on SEC Form 17-C

- (a) Exhibits - See accompanying Index to Exhibits (page 39)
- (b) Reports on SEC Form 17-C

UNIVERSAL ROBINA CORPORATION
LIST OF CORPORATE DISCLOSURES/REPLIES TO SEC LETTERS
UNDER SEC FORM 17-C
JUNE 1, 2020 TO DECEMBER 31, 2020

Date of Disclosure	Description
June 1, 2020	Press release entitled "URC to purchase RHI assets"
June 4, 2020	Disclosure on acquisition of assets in La Carlota City, Negros Occidental
June 5, 2020	Change in shareholdings of Directors and Principal Officers - Acquisition of shares by Mr. Irwin C. Lee
July 17, 2020	Disclosure on the Amendment to the Articles of Incorporation
July 31, 2020	Press release entitled "URC Q2 earnings surge +76%"
August 13, 2020	Disclosure on appointment of Chairman and members of the board committees of URC
August 13, 2020	Change in Directors and/or Officers – Appointment of independent directors
September 7, 2020	[Amended-1] Disclosure on acquisition of assets in La Carlota City, Negros Occidental
September 30, 2020	[Amended-2] Disclosure on acquisition of assets in La Carlota City, Negros Occidental
September 30, 2020	Change in Directors and/or Officers – Cessation of term and appointment of officers
October 12, 2020	Change in Directors and/or Officers – Appointment of an officer
October 15, 2020	Change in Directors and/or Officers - Cessation of term and appointment of officers
October 19, 2020	[Amended-1] Change in Directors and/or Officers - Cessation of term and appointment of officers
October 22, 2020	Press release entitled "URC net income up 12% amidst pandemic challenge"

**STATEMENT OF MANAGEMENT'S RESPONSIBILITY
FOR CONSOLIDATED FINANCIAL STATEMENTS**


The management of Universal Robina Corporation and Subsidiaries (the Group) is responsible for the preparation and fair presentation of the consolidated financial statements, including the schedules attached therein, for the years ended December 31, 2020, 2019 and 2018, in accordance with the prescribed financial reporting framework indicated therein, and for such internal control as management determines is necessary to enable the preparation of consolidated financial statements that are free from material misstatement, whether due to fraud or error.


In preparing the consolidated financial statements, management is responsible for assessing the Group's ability to continue as a going concern, disclosing, as applicable, matters related to going concern and using the going concern basis of accounting unless management either intends to liquidate the Group or to cease operations, or has no realistic alternative to do so.


The Board of Directors is responsible for overseeing the Group's financial reporting process.

The Board of Directors reviews and approves the consolidated financial statements, including the schedules attached therein, and submits the same to the stockholders.

Sycip, Gorres, Velayo and Co., the independent auditors appointed by the stockholders, have audited the consolidated financial statements in accordance with Philippine Standards on Auditing, and in their report to the stockholders, have expressed their opinion on the fairness of presentation upon completion of such audit.


LANCE Y. GOKONGWEI
Chairman


IRWIN C. LEE
President and
Chief Executive Officer



FRANCISCO M. DEL MUNDO
Chief Financial Officer

APR 06 2021

SUBSCRIBED AND SWORN to before me this ____ day of April, 2021 affiant(s) exhibiting to me the following documents as follows:

NAMES	DOCUMENT TYPE	DOCUMENT NUMBER	DATE OF ISSUE	PLACE OF ISSUE
Lance Y. Gokongwei	CTC	06944415	02.09.21	Pasig City
Irwin C. Lee	Passport	P8857404A	09.23.18	Manila
Francisco M. Del Mundo	Passport	P9624564A	11.20.18	Manila

Doc No. 365
Page No. 74
Book No. 192
Series of 2021


ATTY. CESAR D. AMORANTO
Notary Public
Pasig, San Juan, Pateros, D.M.
Until December 31, 2022
686 B Shaw Blvd. Kapitolyo, Pasig City
PTR No. S242795 Jan. 4, 2021
I&P No. 131122 Oct. 23, 2020 Roll No. 6637
MCLE EXEMPT - Unit April 14, 2022
Appointment No. 18 (2021-2022)

- 41 -

INDEPENDENT AUDITOR'S REPORT

The Stockholders and the Board of Directors
Universal Robina Corporation
8th Floor, Tera Tower, Bridgetowne
E. Rodriguez, Jr. Avenue (C5 Road)
Ugong Norte, Quezon City, Metro Manila

Opinion

We have audited the consolidated financial statements of Universal Robina Corporation and its subsidiaries (the Group), which comprise the consolidated statements of financial position as at December 31, 2020 and 2019, and the consolidated statements of income, consolidated statements of comprehensive income, consolidated statements of changes in equity and consolidated statements of cash flows for each of the three years in the period ended December 31, 2020 and the notes to the consolidated financial statements, including a summary of significant accounting policies.

In our opinion, the accompanying consolidated financial statements present fairly, in all material respects, the consolidated financial position of the Group as at December 31, 2020 and 2019, and its consolidated financial performance and its consolidated cash flows for each of the three years in the period ended December 31, 2020 in accordance with Philippine Financial Reporting Standards (PFRSs).

Basis for Opinion

We conducted our audits in accordance with Philippine Standards on Auditing (PSAs). Our responsibilities under those standards are further described in the *Auditor's Responsibilities for the Audit of the Consolidated Financial Statements* section of our report. We are independent of the Group in accordance with the Code of Ethics for Professional Accountants in the Philippines (Code of Ethics) together with the ethical requirements that are relevant to our audit of the consolidated financial statements in the Philippines, and we have fulfilled our other ethical responsibilities in accordance with these requirements and the Code of Ethics. We believe that the audit evidence we have obtained is sufficient and appropriate to provide a basis for our opinion.

Key Audit Matters

A key audit matter is one that, in our professional judgment, was of most significance in our audit of the consolidated financial statements of the current period. The matter below was addressed in the context of our audit of the consolidated financial statements as a whole, and in forming our opinion thereon, and we do not provide a separate opinion on this matter. The description of how our audit addressed the matter is provided in that context.



We have fulfilled the responsibilities described in the *Auditor's Responsibilities for the Audit of the Consolidated Financial Statements* section of our report, including in relation to these matters. Accordingly, our audit included the performance of procedures designed to respond to our assessment of the risks of material misstatement of the consolidated financial statements. The results of our audit procedures, including the procedures performed to address the matters below, provide the basis for our audit opinion on the accompanying consolidated financial statements.

Recoverability of Goodwill and Intangible Assets

Under Philippine Accounting Standard (PAS) 36, *Impairment of Assets*, the Group is required to perform annual impairment tests on its goodwill and intangible assets with indefinite useful lives. The annual impairment test is significant to our audit because: (a) the balances of goodwill and intangible assets with indefinite useful lives are material to the consolidated financial statements; and (b) the determination of the recoverable amount of the cash-generating units (CGUs) to which goodwill is attributed, and as it relates to the other intangible assets with indefinite useful lives, involves significant management judgment and assumptions about the future results of business.

As of December 31, 2020, the Group's goodwill attributable to the acquisition of Consolidated Snacks, Pty. Ltd., Griffin's Food Limited and other acquired entities amounted to ₱31.2 billion. The Group's intangible assets with indefinite useful lives consist of brands and trademarks and product formulation amounting to ₱9.4 billion and ₱0.5 billion, respectively. The significant assumptions used in determining the recoverable amounts of these assets, specifically revenue growth rate, discount rate and the terminal growth rate that are applied to the cash flow forecasts, are subject to higher level of estimation uncertainty due to the current economic conditions as impacted by the coronavirus pandemic.

The Group's disclosures about goodwill and other intangible assets with indefinite lives are included in Notes 3 and 15 to the consolidated financial statements.

Audit response

We involved our internal specialists in evaluating the methodologies and the assumptions used in the value in use calculations. These assumptions include revenue growth rate, discount rate and the terminal growth rate. We compared the key assumptions used against the historical performance of the cash generating unit (CGU), industry/market outlook and other relevant external data. We also assessed the reasonableness of the discount rate used by comparing these against entities with similar risk profiles and market information. In all cases as applicable, we considered the impact associated with the coronavirus pandemic. We also reviewed the Group's disclosures about those assumptions to which the outcome of the impairment test is most sensitive, specifically those that have the most significant effect on the determination of the recoverable amount of goodwill and intangible assets with indefinite useful lives.

Other Information

Management is responsible for the other information. The other information comprises the SEC Form 17-A for the year ended December 31, 2020 (but does not include the consolidated financial statements and our auditor's report thereon), which we obtained prior to the date of this auditor's report, and the SEC Form 20-IS (Definitive Information Statement) and Annual Report for the year ended December 31, 2020, which are expected to be made available to us after that date.



Our opinion on the consolidated financial statements does not cover the other information and we do not and will not express any form of assurance conclusion thereon.

In connection with our audits of the consolidated financial statements, our responsibility is to read the other information identified above and, in doing so, consider whether the other information is materially inconsistent with the consolidated financial statements or our knowledge obtained in the audits, or otherwise appears to be materially misstated.

If, based on the work we have performed on the other information that we obtained prior to the date of this auditor's report, we conclude that there is a material misstatement of this other information, we are required to report that fact. We have nothing to report in this regard.

Responsibilities of Management and Those Charged with Governance for the Consolidated Financial Statements

Management is responsible for the preparation and fair presentation of the consolidated financial statements in accordance with PFRSs, and for such internal control as management determines is necessary to enable the preparation of consolidated financial statements that are free from material misstatement, whether due to fraud or error.

In preparing the consolidated financial statements, management is responsible for assessing the Group's ability to continue as a going concern, disclosing, as applicable, matters related to going concern and using the going concern basis of accounting unless management either intends to liquidate the Group or to cease operations, or has no realistic alternative but to do so.

Those charged with governance are responsible for overseeing the Group's financial reporting process.

Auditor's Responsibilities for the Audit of the Consolidated Financial Statements

Our objectives are to obtain reasonable assurance about whether the consolidated financial statements as a whole are free from material misstatement, whether due to fraud or error, and to issue an auditor's report that includes our opinion. Reasonable assurance is a high level of assurance, but is not a guarantee that an audit conducted in accordance with PSAs will always detect a material misstatement when it exists. Misstatements can arise from fraud or error and are considered material if, individually or in the aggregate, they could reasonably be expected to influence the economic decisions of users taken on the basis of these consolidated financial statements.

As part of an audit in accordance with PSAs, we exercise professional judgment and maintain professional skepticism throughout the audit. We also:

- Identify and assess the risks of material misstatement of the consolidated financial statements, whether due to fraud or error, design and perform audit procedures responsive to those risks, and obtain audit evidence that is sufficient and appropriate to provide a basis for our opinion. The risk of not detecting a material misstatement resulting from fraud is higher than for one resulting from error, as fraud may involve collusion, forgery, intentional omissions, misrepresentations, or the override of internal control.



- Obtain an understanding of internal control relevant to the audit in order to design audit procedures that are appropriate in the circumstances, but not for the purpose of expressing an opinion on the effectiveness of the Group's internal control.
- Evaluate the appropriateness of accounting policies used and the reasonableness of accounting estimates and related disclosures made by management.
- Conclude on the appropriateness of management's use of the going concern basis of accounting and, based on the audit evidence obtained, whether a material uncertainty exists related to events or conditions that may cast significant doubt on the Group's ability to continue as a going concern. If we conclude that a material uncertainty exists, we are required to draw attention in our auditor's report to the related disclosures in the consolidated financial statements or, if such disclosures are inadequate, to modify our opinion. Our conclusions are based on the audit evidence obtained up to the date of our auditor's report. However, future events or conditions may cause the Group to cease to continue as a going concern.
- Evaluate the overall presentation, structure and content of the consolidated financial statements, including the disclosures, and whether the consolidated financial statements represent the underlying transactions and events in a manner that achieves fair presentation.
- Obtain sufficient appropriate audit evidence regarding the financial information of the entities or business activities within the Group to express an opinion on the consolidated financial statements. We are responsible for the direction, supervision and performance of the audit. We remain solely responsible for our audit opinion.

We communicate with those charged with governance regarding, among other matters, the planned scope and timing of the audit and significant audit findings, including any significant deficiencies in internal control that we identify during our audit.

We also provide those charged with governance with a statement that we have complied with relevant ethical requirements regarding independence, and to communicate with them all relationships and other matters that may reasonably be thought to bear on our independence, and where applicable, related safeguards.

From the matters communicated with those charged with governance, we determine those matters that were of most significance in the audit of the consolidated financial statements of the current period and are therefore the key audit matters. We describe these matters in our auditor's report unless law or regulation precludes public disclosure about the matter or when, in extremely rare circumstances, we determine that a matter should not be communicated in our report because the adverse consequences of doing so would reasonably be expected to outweigh the public interest benefits of such communication.



The engagement partner on the audit resulting in this independent auditor's report is Miguel U. Ballelos, Jr.

SYCIP GORRES VELAYO & CO.

Miguel U. Ballelos Jr.

Miguel U. Ballelos, Jr.

Partner

CPA Certificate No. 109950

SEC Accreditation No. 1566-AR-1 (Group A),

April 3, 2019, valid until April 2, 2022

Tax Identification No. 241-031-088

BIR Accreditation No. 08-001998-114-2019,

January 28, 2019, valid until January 27, 2022

PTR No. 8534220, January 4, 2021, Makati City

April 5, 2021



UNIVERSAL ROBINA CORPORATION AND SUBSIDIARIES
CONSOLIDATED STATEMENTS OF FINANCIAL POSITION

	December 31	
	2020	2019
ASSETS		
Current Assets		
Cash and cash equivalents (Note 7)	₱18,865,392,462	₱20,484,260,858
Financial assets at fair value through profit or loss (Note 8)	426,510,677	414,899,618
Receivables (Note 10)	16,596,264,658	15,998,957,924
Inventories (Note 11)	26,254,330,867	24,374,509,971
Biological assets (Note 14)	99,919,468	733,435,525
Other current assets (Note 12)	3,320,420,392	2,838,568,366
	65,562,838,524	64,844,632,262
Noncurrent Assets		
Property, plant and equipment (Note 13)	58,989,613,043	54,626,409,715
Right-of-use assets (Note 36)	6,015,980,376	3,613,579,513
Biological assets (Note 14)	134,331,929	224,128,072
Goodwill (Note 15)	31,194,495,817	31,194,495,817
Intangible assets (Note 15)	11,599,843,220	11,673,128,525
Investments in joint ventures (Note 16)	386,494,519	421,625,100
Deferred tax assets (Note 32)	555,135,378	620,165,818
Other noncurrent assets (Note 17)	1,756,197,461	1,434,825,051
	110,632,091,743	103,808,357,611
TOTAL ASSETS	₱176,194,930,267	₱168,652,989,873
LIABILITIES AND EQUITY		
Current Liabilities		
Accounts payable and other accrued liabilities (Note 19)	₱24,831,836,720	₱21,297,748,872
Current portion of long-term debt (Notes 20 and 22)	17,838,897,236	-
Short-term debts (Notes 18 and 22)	2,668,790,196	3,848,485,273
Trust receipts payable (Notes 11 and 22)	7,454,089,371	8,747,355,847
Income tax payable	392,320,487	535,595,909
Lease liabilities - current portion (Note 36)	481,895,880	504,164,127
	53,667,829,890	34,933,350,028
Noncurrent Liabilities		
Long-term debts (Notes 20 and 22)	13,498,653,900	30,386,077,608
Deferred tax liabilities (Note 32)	3,800,923,112	3,880,163,558
Lease liabilities - net of current portion (Note 36)	6,196,660,683	3,216,854,082
Other noncurrent liabilities (Notes 16 and 21)	1,246,700,748	1,052,042,403
	24,742,938,443	38,535,137,651
	78,410,768,333	73,468,487,679

(Forward)



	December 31	
	2020	2019
Equity		
Equity attributable to equity holders of the parent		
Paid-up capital (Note 22)	₱23,422,134,732	₱23,422,134,732
Retained earnings (Note 22)	70,448,067,424	66,644,456,817
Other comprehensive income (Note 23)	1,734,016,815	3,229,388,251
Equity reserve (Note 22)	(2,665,824,256)	(2,665,824,256)
Treasury shares (Note 22)	(679,489,868)	(679,489,868)
	92,258,904,847	89,950,665,676
Equity attributable to non-controlling interest (Note 22)	5,525,257,087	5,233,836,518
	97,784,161,934	95,184,502,194
TOTAL LIABILITIES AND EQUITY	₱176,194,930,267	₱168,652,989,873

See accompanying Notes to Consolidated Financial Statements.



UNIVERSAL ROBINA CORPORATION AND SUBSIDIARIES
CONSOLIDATED STATEMENTS OF INCOME

	Years Ended December 31		
	2020	2019	2018
SALE OF GOODS AND SERVICES (Notes 24 and 34)	₱133,140,081,384	₱134,174,527,579	₱127,769,949,329
COST OF SALES (Note 24)	92,081,882,538	93,861,929,762	90,332,569,341
GROSS PROFIT	41,058,198,846	40,312,597,817	37,437,379,988
Selling and distribution costs (Note 25)	(19,335,833,380)	(19,827,312,084)	(18,719,558,853)
General and administrative expenses (Note 26)	(5,675,209,103)	(5,473,328,075)	(5,337,208,345)
OPERATING INCOME	16,047,156,363	15,011,957,658	13,380,612,790
Finance costs (Note 30)	(1,440,491,530)	(1,669,869,069)	(1,661,700,393)
Net foreign exchange losses	(486,271,868)	(557,668,047)	(174,658,640)
Finance revenue (Note 29)	342,722,549	327,611,502	359,281,191
Market valuation gain (loss) on financial assets and liabilities at fair value through profit or loss - net (Note 8)	136,239,105	(5,253,797)	(35,424,289)
Equity in net losses of joint ventures (Note 16)	(30,387,041)	(158,602,482)	(132,407,965)
Provision for credit and impairment losses (Notes 10, 11 and 15)	(32,583,003)	(2,211,403)	(45,001,536)
Other losses - net (Notes 13, 14, 17 and 19)	(780,100,168)	(1,049,552,732)	(145,821,109)
INCOME BEFORE INCOME TAX	13,756,284,407	11,896,411,630	11,544,880,049
PROVISION FOR INCOME TAX (Note 32)	2,131,681,697	1,781,727,853	2,082,093,827
NET INCOME	₱11,624,602,710	₱10,114,683,777	₱9,462,786,222
NET INCOME ATTRIBUTABLE TO:			
Equity holders of the parent (Note 33)	₱10,746,720,491	₱9,772,121,586	₱9,204,306,540
Non-controlling interests (Notes 16 and 22)	877,882,219	342,562,191	258,479,682
	₱11,624,602,710	₱10,114,683,777	₱9,462,786,222
EARNINGS PER SHARE (Note 33)			
Basic/diluted, for income attributable to equity holders of the parent	₱4.88	₱4.43	₱4.18

See accompanying Notes to Consolidated Financial Statements.



UNIVERSAL ROBINA CORPORATION AND SUBSIDIARIES
CONSOLIDATED STATEMENTS OF COMPREHENSIVE INCOME

	Years Ended December 31		
	2020	2019	2018
NET INCOME	₱11,624,602,710	₱10,114,683,777	₱9,462,786,222
OTHER COMPREHENSIVE INCOME (LOSS)			
<i>Items to be reclassified to profit or loss in subsequent periods, net of tax:</i>			
Cumulative translation adjustments (Note 23)	(1,566,642,568)	1,197,749,346	1,630,309,574
Unrealized loss on cash flow hedge (Notes 9 and 23)	(31,878,965)	(4,600,119)	(3,336,554)
	(1,598,521,533)	1,193,149,227	1,626,973,020
<i>Item not to be reclassified to profit or loss in subsequent periods:</i>			
Remeasurement gain (loss) on defined benefit plans (Notes 23 and 31)	(203,848,275)	(471,116,684)	300,219,467
Income tax effect	61,154,482	141,335,005	(90,065,840)
Unrealized gain (loss) on financial assets at fair value through other comprehensive income (Notes 17 and 23)	(890,000)	25,990,000	4,320,000
	(143,583,793)	(303,791,679)	214,473,627
OTHER COMPREHENSIVE INCOME (LOSS)	(1,742,105,326)	889,357,548	1,841,446,647
TOTAL COMPREHENSIVE INCOME	₱9,882,497,384	₱11,004,041,325	₱11,304,232,869
TOTAL COMPREHENSIVE INCOME ATTRIBUTABLE TO:			
Equity holders of the parent	₱9,251,349,055	₱10,666,943,309	₱11,046,721,446
Non-controlling interests	631,148,329	337,098,016	257,511,423
	₱9,882,497,384	₱11,004,041,325	₱11,304,232,869

See accompanying Notes to Consolidated Financial Statements.



**UNIVERSAL ROBINA CORPORATION AND SUBSIDIARIES
CONSOLIDATED STATEMENTS OF CHANGES IN EQUITY**

	Attributable to Equity Holders of the Parent															
	Paid-up Capital (Note 22)			Retained Earnings (Note 22)			Other Comprehensive Income (Loss) (Note 23)						Equity Attributable to Non-controlling Interest			
	Capital Stock	Additional Paid-in Capital	Total Paid-up Capital	Unappropriated Retained Earnings	Appropriated Retained Earnings	Total Retained Earnings	Cumulative Translation Adjustments	Net Unrealized Gain (Loss) on Financial Assets at FVOCI (Note 17)	Unrealized Gain (Loss) on Cash Flow Hedge (Note 9)	Remeasurement Gain (Loss) on Defined Benefit Plans	Total Other Comprehensive Income (Loss)	Equity Reserve (Note 22)	Treasury Shares (Note 22)	Total	Total Equity	
Balances as at January 1, 2020	₱2,230,160,190	₱21,191,974,542	₱23,422,134,732	₱64,644,456,817	₱2,000,000,000	₱66,644,456,817	₱3,678,701,625	₱54,570,000	₱-	(₱503,883,374)	₱3,229,388,251	(₱2,665,824,256)	(₱679,489,868)	₱89,950,665,676	₱5,233,836,518	₱95,184,502,194
Net income for the year	-	-	-	10,746,720,491	-	10,746,720,491	-	-	-	-	-	-	-	10,746,720,491	877,882,219	11,624,602,710
Other comprehensive loss	-	-	-	-	-	-	(1,333,855,802)	(890,000)	(19,127,379)	(141,498,255)	(1,495,371,436)	-	-	(1,495,371,436)	(246,733,890)	(1,742,105,326)
Total comprehensive income	-	-	-	10,746,720,491	-	10,746,720,491	(1,333,855,802)	(890,000)	(19,127,379)	(141,498,255)	(1,495,371,436)	-	-	9,251,349,055	631,148,329	9,882,497,384
Cash dividends (Note 22)	-	-	-	(6,943,109,884)	-	(6,943,109,884)	-	-	-	-	-	-	-	(6,943,109,884)	(343,000,000)	(7,286,109,884)
Acquisition of new subsidiary	-	-	-	-	-	-	-	-	-	-	-	-	-	-	3,272,240	3,272,240
Reversal of appropriation of retained earnings (Note 22)	-	-	-	2,000,000,000	(2,000,000,000)	-	-	-	-	-	-	-	-	-	-	-
Balances as at December 31, 2020	₱2,230,160,190	₱21,191,974,542	₱23,422,134,732	₱70,448,067,424	₱-	₱70,448,067,424	₱2,344,845,823	₱53,680,000	(₱19,127,379)	(₱645,381,629)	₱1,734,016,815	(₱2,665,824,256)	(₱679,489,868)	₱92,258,904,847	₱5,525,257,087	₱97,784,161,934
Balances as at January 1, 2019, as previously reported	₱2,230,160,190	₱21,191,974,542	₱23,422,134,732	₱61,789,482,388	₱2,000,000,000	₱63,789,482,388	₱2,480,952,279	₱28,580,000	₱4,600,119	(₱179,565,870)	₱2,334,566,528	(₱5,075,466,405)	(₱679,489,868)	₱83,791,227,375	₱202,251,895	₱83,993,479,270
Effect of adoption of sugar revenue recognition – PFRS 15	-	-	-	25,962,727	-	25,962,727	-	-	-	-	-	-	-	25,962,727	-	25,962,727
Balances as at January 1, 2019, as restated	2,230,160,190	21,191,974,542	23,422,134,732	61,815,445,115	2,000,000,000	63,815,445,115	2,480,952,279	28,580,000	4,600,119	(179,565,870)	2,334,566,528	(5,075,466,405)	(679,489,868)	83,817,190,102	202,251,895	84,019,441,997
Net income for the year	-	-	-	9,772,121,586	-	9,772,121,586	-	-	-	-	-	-	-	9,772,121,586	342,562,191	10,114,683,777
Other comprehensive income (loss)	-	-	-	-	-	-	1,197,749,346	25,990,000	(4,600,119)	(324,317,504)	894,821,723	-	-	894,821,723	(5,464,175)	889,357,548
Total comprehensive income	-	-	-	9,772,121,586	-	9,772,121,586	1,197,749,346	25,990,000	(4,600,119)	(324,317,504)	894,821,723	-	-	10,666,943,309	337,098,016	11,004,041,325
Cash dividends (Note 22)	-	-	-	(6,943,109,884)	-	(6,943,109,884)	-	-	-	-	-	-	-	(6,943,109,884)	(294,000,000)	(7,237,109,884)
Gain from sale of equity interest in a subsidiary (Note 22)	-	-	-	-	-	-	-	-	-	-	-	2,409,642,149	-	2,409,642,149	4,988,486,607	7,398,128,756
Balances as at December 31, 2019	₱2,230,160,190	₱21,191,974,542	₱23,422,134,732	₱64,644,456,817	₱2,000,000,000	₱66,644,456,817	₱3,678,701,625	₱54,570,000	₱-	(₱503,883,374)	₱3,229,388,251	(₱2,665,824,256)	(₱679,489,868)	₱89,950,665,676	₱5,233,836,518	₱95,184,502,194
Balances as at January 1, 2018, as previously reported	₱2,227,638,933	₱20,856,143,110	₱23,083,782,043	₱58,743,842,044	₱4,500,000,000	₱63,243,842,044	₱850,642,705	₱24,260,000	₱7,936,673	(₱390,687,756)	₱492,151,622	(₱5,075,466,405)	(₱341,137,179)	₱81,403,172,125	₱282,840,472	₱81,686,012,597
Effect of adoption of new accounting standard – PFRS 9	-	-	-	(1,715,556,312)	-	(1,715,556,312)	-	-	-	-	-	-	-	(1,715,556,312)	-	(1,715,556,312)
Balances as at January 1, 2018, as restated	2,227,638,933	20,856,143,110	23,083,782,043	57,028,285,732	4,500,000,000	61,528,285,732	850,642,705	24,260,000	7,936,673	(390,687,756)	492,151,622	(5,075,466,405)	(341,137,179)	79,687,615,813	282,840,472	79,970,456,285
Net income for the year	-	-	-	9,204,306,540	-	9,204,306,540	-	-	-	-	-	-	-	9,204,306,540	258,479,682	9,462,786,222
Other comprehensive income (loss)	-	-	-	-	-	-	1,630,309,574	4,320,000	(3,336,554)	211,121,886	1,842,414,906	-	-	1,842,414,906	(968,259)	1,841,446,647
Total comprehensive income	-	-	-	9,204,306,540	-	9,204,306,540	1,630,309,574	4,320,000	(3,336,554)	211,121,886	1,842,414,906	-	-	11,046,721,446	257,511,423	11,304,232,869
Cash dividends (Note 22)	-	-	-	(6,943,109,884)	-	(6,943,109,884)	-	-	-	-	-	-	-	(6,943,109,884)	(338,100,000)	(7,281,209,884)
Issuance of shares (purchase of treasury shares) (Note 22)	2,521,257	335,831,432	338,352,689	-	-	-	-	-	-	-	-	-	(338,352,689)	-	-	-
Reversal of appropriation of retained earnings (Note 22)	-	-	-	2,500,000,000	(2,500,000,000)	-	-	-	-	-	-	-	-	-	-	-
Balances as at December 31, 2018	₱2,230,160,190	₱21,191,974,542	₱23,422,134,732	₱61,789,482,388	₱2,000,000,000	₱63,789,482,388	₱2,480,952,279	₱28,580,000	₱4,600,119	(₱179,565,870)	₱2,334,566,528	(₱5,075,466,405)	(₱679,489,868)	₱83,791,227,375	₱202,251,895	₱83,993,479,270

See accompanying Notes to Consolidated Financial Statements.



UNIVERSAL ROBINA CORPORATION AND SUBSIDIARIES
CONSOLIDATED STATEMENTS OF CASH FLOWS

	Years Ended December 31		
	2020	2019	2018
CASH FLOWS FROM OPERATING ACTIVITIES			
Income before income tax	₱13,756,284,407	₱11,896,411,630	₱11,544,880,049
Adjustments for:			
Depreciation and amortization (Note 27)	7,364,956,117	7,310,056,927	6,369,775,844
Finance costs (Note 30)	1,440,491,530	1,669,869,069	1,600,072,501
Net foreign exchange losses	486,271,868	557,668,047	174,658,640
Finance revenue (Note 29)	(342,722,549)	(327,611,502)	(359,281,191)
Loss (gain) arising from changes in fair value less estimated costs to sell of biological assets (Note 14)	(37,039,948)	70,184,825	467,471,975
Equity in net losses of joint ventures (Note 16)	30,387,041	158,602,482	132,407,965
Loss (gain) on sale/disposals of property, plant and equipment (Note 13)	3,151,000	5,478,708	(629,392,076)
Market valuation loss (gain) on financial assets at fair value through profit or loss (Note 8)	(136,239,105)	5,253,797	35,424,289
Provision for credit and impairment losses (Notes 10, 11 and 15)	32,583,003	2,211,403	45,001,536
Unamortized debt issue costs recognized as expense on pretermination of long-term debt (Notes 20 and 30)	-	-	61,627,892
Operating income before working capital changes	22,598,123,364	21,348,125,386	19,442,647,424
Decrease (increase) in:			
Receivables	(1,608,936,413)	(2,318,944,164)	(921,314,586)
Inventories	(2,046,782,286)	(2,368,577,423)	(3,704,007,347)
Biological assets	653,186,037	(27,562,723)	(272,030)
Other current assets	(98,416,313)	845,787,837	(634,703,473)
Increase (decrease) in:			
Accounts payable and other accrued liabilities	3,557,926,082	(1,273,079,149)	1,781,140,708
Trust receipts payable	(1,257,836,274)	2,751,087,671	2,758,725,897
Net cash generated from operations	21,797,264,197	18,956,837,435	18,722,216,593
Income taxes paid	(2,253,123,509)	(2,304,626,825)	(2,558,923,595)
Interest paid	(884,404,162)	(1,316,264,578)	(1,527,185,331)
Interest received	276,644,858	274,971,649	359,587,480
Net cash provided by operating activities	18,936,381,384	15,610,917,681	14,995,695,147
CASH FLOWS FROM INVESTING ACTIVITIES			
Acquisitions of:			
Property, plant and equipment (Note 13)	(6,690,489,884)	(8,988,692,240)	(8,641,730,098)
Asset acquisition (Note 13)	(4,446,205,366)	-	-
Investments in joint ventures (Note 16)	-	(125,000,000)	(406,841,074)
Subsidiary, net of cash acquired (Note 16)	-	-	(173,995,570)
Intangible assets (Note 15)	-	-	(11,234,200)
Proceeds from sale/disposal of:			
Property, plant and equipment (Note 13)	41,083,408	30,934,961	691,614,716
Financial assets at fair value through profit or loss	25,750	-	-
Business without loss of control (Note 22)	-	7,204,512,000	-
Decrease (increase) in other noncurrent assets	(321,475,301)	108,994,799	(170,240,967)
Dividends received (Note 8)	64,605,739	16,151,435	32,302,870
Net cash used in investing activities	(11,352,455,654)	(1,753,099,045)	(8,680,124,323)

(Forward)



	Years Ended December 31		
	2020	2019	2018
CASH FLOWS FROM FINANCING ACTIVITIES			
Repayments of:			
Short-term debts (Notes 18 and 37)	(₱3,202,003,095)	(₱771,313,583)	(₱4,050,000,000)
Long-term debts (Notes 20 and 37)	-	-	(15,356,761,921)
Proceeds from availments of:			
Short-term debts (Notes 18 and 37)	2,125,000,000	2,100,000,000	4,650,000,000
Long-term debt (Note 20)	-	-	14,226,028,915
Principal portion of lease liabilities (Note 36)	(830,570,104)	(753,266,948)	-
Cash dividends paid (Note 22)	(7,286,109,884)	(7,237,109,884)	(7,281,209,884)
Increase (decrease) in other noncurrent liabilities	(9,111,043)	265,030,725	21,956,187
Net cash used in financing activities	(9,202,794,126)	(6,396,659,690)	(7,789,986,703)
NET INCREASE (DECREASE) IN CASH AND CASH EQUIVALENTS	(1,618,868,396)	7,461,158,946	(1,474,415,879)
CASH AND CASH EQUIVALENTS AT BEGINNING OF YEAR	20,484,260,858	13,023,101,912	14,497,517,791
CASH AND CASH EQUIVALENTS AT END OF YEAR	₱18,865,392,462	₱20,484,260,858	₱13,023,101,912

See accompanying Notes to Consolidated Financial Statements.



UNIVERSAL ROBINA CORPORATION AND SUBSIDIARIES

NOTES TO CONSOLIDATED FINANCIAL STATEMENTS

1. Corporate Information

Universal Robina Corporation (hereinafter referred to as “the Parent Company” or “URC”) was incorporated on September 28, 1954, domiciled in the Republic of the Philippines, and is listed in the Philippine Stock Exchange. On October 28, 2002, the Parent Company’s corporate life was extended for another 50 years or until September 28, 2054. The registered office address of the Parent Company is at 8th Floor Tera Tower, Bridgetowne, E. Rodriguez, Jr. Avenue (C5 Road), Ugong Norte, Quezon City, Metro Manila.

The Parent Company is a majority owned subsidiary of JG Summit Holdings, Inc. (“the Ultimate Parent Company” or “JGSHI”).

The Parent Company and its subsidiaries (hereinafter referred to as “the Group”) is one of the largest branded food products companies in the Philippines and has a strong presence in ASEAN markets. The Group is involved in a wide range of food-related businesses which are organized into three (3) business segments: (a) the branded consumer food segment which manufactures and distributes a diverse mix of salty snacks, chocolates, candies, biscuits, packed cakes, beverages, instant noodles and pasta; (b) the agro-industrial segment which engages in hog and poultry farming, production and distribution of animal health products and manufacture and distribution of animal feeds, glucose and soya bean products; and (c) the commodity food segment which engages in sugar milling and refining, flour milling and pasta manufacturing, and renewable energy development. The Parent Company also engages in the manufacture of bi-axially oriented polypropylene (BOPP) films for packaging companies and flexible packaging materials to cater various URC branded products. The Parent Company’s packaging business is included in the branded consumer food segment.

The operations of certain subsidiaries are registered with the Board of Investments (BOI) as preferred pioneer and nonpioneer activities. Under the terms of the registrations and subject to certain requirements, the Parent Company and certain subsidiaries are entitled to certain fiscal and non-fiscal incentives, including among others, an income tax holiday (ITH) for a period of three (3) years to seven (7) years from respective start dates of commercial operations (see Note 35).

The Group is also subject to certain regulations with respect to, among others, product composition, packaging, labeling, advertising and safety.

The principal activities of the Group are further described in Note 6.

2. Summary of Significant Accounting Policies

Basis of Preparation

The accompanying consolidated financial statements of the Group have been prepared on a historical cost basis, except for financial assets at fair value through profit or loss (FVTPL), financial assets at fair value through other comprehensive income (FVOCI) and derivative financial instruments that have been measured at fair value, inventories that have been measured at lower of cost and net realizable value (NRV) and biological assets and agricultural produce that have been measured at fair value less estimated costs to sell.



The consolidated financial statements of the Group are presented in Philippine Peso. The functional and presentation currency of the Parent Company and its Philippine subsidiaries is the Philippine Peso. All values are rounded to the nearest peso except when otherwise stated.

The functional currencies of the Group's consolidated foreign subsidiaries follow:

Subsidiaries	Country of Incorporation	Functional Currency
URC Asean Brands Co. Ltd. (UABCL)	British Virgin Islands	US Dollar
Hong Kong China Foods Co. Ltd. (HCFCL)	- do -	- do -
URC International Co. Ltd. (URCICL)	- do -	- do -
URC Oceania Co. Ltd. (URC Oceania)	- do -	- do -
Shanghai Peggy Foods Co., Ltd. (Shanghai Peggy)	China	Chinese Renminbi
URC China Commercial Co. Ltd. (URCCCL)	- do -	- do -
Xiamen Tongan Pacific Food Co., Ltd.	- do -	- do -
Guangzhou Peggy Foods Co., Ltd.	- do -	- do -
Shantou SEZ Shanfu Foods Co., Ltd.	- do -	- do -
Jiangsu Acesfood Industrial Co., Ltd.	- do -	- do -
Shantou Peggy Co. Ltd.	- do -	- do -
URC Hong Kong Company Limited	Hong Kong	Hong Kong Dollar
PT URC Indonesia	Indonesia	Indonesian Rupiah
URC Snack Foods (Malaysia) Sdn. Bhd. (URC Malaysia)	Malaysia	Malaysian Ringgit
Ricellent Sdn. Bhd.	- do -	- do -
URC Foods (Singapore) Pte. Ltd.	Singapore	Singapore Dollar
Advanson International Pte. Ltd. (Advanson)	- do -	- do -
URC (Thailand) Co., Ltd.	Thailand	Thai Baht
Siam Pattanasin Co., Ltd.	- do -	- do -
URC (Myanmar) Co. Ltd.	Myanmar	Myanmar Kyat
URC Vietnam Co., Ltd.	Vietnam	Vietnam Dong
URC Hanoi Company Limited	- do -	- do -
URC Central Co. Ltd.	- do -	- do -
URC New Zealand Holding Co. Ltd. (URC NZ HoldCo)	New Zealand	New Zealand Dollar
URC New Zealand Finance Co. Ltd. (URC NZ FinCo)	- do -	- do -
Griffin's Food Limited (Griffin's)	- do -	- do -
Nice and Natural Limited	- do -	- do -
URC Australia Holding Company Ltd. (URC AU HoldCo)	Australia	Australian Dollar
URC Australia Finance Company Ltd. (URC AU FinCo)	- do -	- do -
Consolidated Snacks Pty Ltd. (CSPL)	- do -	- do -
Yarra Valley Group Holding Pty Ltd. (Yarra Valley)	- do -	- do -
Snack Brands Australia Partnership (SBA)	- do -	- do -
Uni Snack Holding Company Ltd. (UHC)	- do -	- do -
Uni Snack Mid Company Ltd. (UMC)	- do -	- do -

Statement of Compliance

The consolidated financial statements of the Group have been prepared in compliance with Philippine Financial Reporting Standards (PFRSs).



Basis of Consolidation

The consolidated financial statements include the financial statements of the Parent Company and the following wholly and majority owned direct subsidiaries as of December 31, 2020 and 2019.

Subsidiaries	Place of Incorporation	Effective Percentages of Ownership	
		2020	2019
CFC Corporation	Philippines	100.00	100.00
Bio-Resource Power Generation Corporation and a Subsidiary (BRPGC)	- do -	100.00	100.00
Najalin Agri-Ventures, Inc. (NAVI)	- do -	95.82	-
URC Snack Ventures Inc. (USVI)	- do -	100.00	100.00
URC Beverage Ventures, Inc. (UBVI)	- do -	100.00	100.00
Nissin - URC (NURC)	- do -	51.00	51.00
URC Philippines, Ltd. (URCPL)	British Virgin Islands	100.00	100.00
URCICL and Subsidiaries*	- do -	100.00	100.00
Universal Robina (Cayman), Ltd. (URCL)	Cayman Islands	100.00	100.00
URCCCL and a Subsidiary	China	100.00	100.00

*Subsidiaries are located in Vietnam, Thailand, Myanmar, Indonesia, Malaysia, Singapore, China, Hong Kong, New Zealand and Australia

Change in Ownership Structure of URC AU HoldCo and URC NZ HoldCo (a subsidiary of URCICL)

In July 2019, Intersnack, a European enterprise engaged in the savory snacks market with an extensive product portfolio, agreed to buy 40% of Oceania business (SBA and Griffin's). On December 23, 2019, the Australian Foreign Investment Review Board (FIRB) approved the transaction. Following the approval, the transaction was completed on the same date (see Note 22).

In 2019, UHC and UMC were incorporated under URCICL.

Control

Control is achieved when the Group is exposed, or has rights to variable returns from its involvement with the investee and has the ability to affect those returns through its power over the investee. Specifically, the Group controls an investee if and only if the Group has:

- Power over the investee (i.e., existing rights that give it the current ability to direct the relevant activities of the investee);
- Exposure, or rights, to variable returns from its involvement with the investee; and
- The ability to use its power over the investee to affect its returns.

When the Group has less than a majority of the voting or similar rights of an investee, the Group considers all relevant facts and circumstances in assessing whether it has power over an investee, including:

- The contractual arrangement with the other vote holders of the investee;
- Rights arising from other contractual arrangements; and
- The Group's voting rights and potential voting rights.

The Group re-assesses whether or not it controls an investee if facts and circumstances indicate that there are changes to one or more of the three elements of control. Consolidation of a subsidiary begins when the Parent Company obtains control over the subsidiary and ceases when the Parent Company loses control of the subsidiary. Assets, liabilities, income and expenses of a subsidiary acquired or disposed of during the year are included in the consolidated statement of financial position and consolidated statement of comprehensive income from the date the Parent Company gains control until the date it ceases to control the subsidiary.



Profit or loss and each component of other comprehensive income (OCI) are attributed to the equity holders of the Parent of the Group and to the non-controlling interests, even if this results in the non-controlling interest having deficit balance. When necessary, adjustments are made to the financial statements of subsidiaries to bring the accounting policies used in line with those used by the Group.

All intragroup transactions, balances, income and expenses are eliminated in the consolidation. Non-controlling interests in the net assets of consolidated subsidiaries are identified separately from the Group's equity therein. The interest of non-controlling shareholders may be initially measured at fair value or at the non-controlling interest's proportionate share of the acquiree's identifiable net assets. The choice of measurement basis is made on an acquisition-by-acquisition basis. Subsequent to acquisition, non-controlling interests consist of the amount attributed to such interests at initial recognition and the non-controlling interest's share of changes in equity since the date of the combination.

Any changes in the Group's ownership interest in subsidiary that does not result in a loss of control is accounted for as equity transactions. Any difference between the amount by which the non-controlling interest is adjusted and the fair value of the consideration paid or received is recognized directly in equity and attributed to the equity holders of the Parent Company.

If the Group loses control over a subsidiary, it:

- derecognizes the assets (including goodwill) and liabilities of the subsidiary;
- derecognizes the carrying amount of any non-controlling interest;
- derecognizes the related other comprehensive income recorded in equity and recycles the same to profit or loss or retained earnings;
- recognizes the fair value of the consideration received;
- recognizes the fair value of any investment retained;
- recognizes any surplus or deficit in the consolidated statement of income; and
- reclassifies the Parent Company's share of components previously recognized in other comprehensive income to profit or loss or retained earnings, as appropriate, as would be required if the Group had directly disposed of the related assets or liabilities.

The financial statements of the subsidiaries are prepared for the same reporting period as the Parent Company, using consistent accounting policies. Some of the Group's subsidiaries have a local statutory accounting reference date of September 30. These are consolidated using management prepared information on a basis coterminous with the Group's accounting reference date.

Below are the subsidiaries with a different accounting reference date from that of the Parent Company:

<u>Subsidiaries*</u>	<u>Year-end</u>
Bio-resource Power Generation Corporation	September 30
Southern Negros Development Corporation	-do-
Najalin Agri-Ventures, Inc.	-do-

**Dormant/non-operating subsidiaries*

Business Combinations

Business combinations are accounted for using the acquisition method. The cost of an acquisition is measured at the aggregate of the fair values, at the date of exchange, of assets given, liabilities incurred or assumed, and equity instruments issued by the Group in exchange for control of the acquiree. This policy also covers purchase of assets that constitutes acquisition of a business.



For each business combination, the Group elects whether to measure the non-controlling interests in the acquiree at fair value or at the proportionate share of the acquiree's identifiable net assets. Acquisition-related costs are recognized in profit or loss in the consolidated statement of income as incurred.

Where appropriate, the cost of acquisition includes any asset or liability resulting from a contingent consideration arrangement, measured at its acquisition-date fair value. Subsequent changes in such fair values are adjusted against the cost of acquisition where they qualify as measurement period adjustments. All other subsequent changes in the fair value of contingent consideration classified as an asset or liability are accounted for in accordance with relevant PFRSs. Changes in the fair value of contingent consideration classified as equity are not recognized.

If the initial accounting for a business combination is incomplete by the end of the reporting period in which the combination occurs, the Group reports provisional amounts for the items for which the accounting is incomplete. Those provisional amounts are adjusted during the measurement period, or additional assets or liabilities are recognized, to reflect new information obtained about facts and circumstances that existed as of the acquisition date that if known, would have affected the amounts recognized as of that date. The measurement period is the period from the date of acquisition to the date the Group receives complete information about facts and circumstances that existed as of the acquisition date and is subject to a maximum period of one year.

If the business combination is achieved in stages, the Group's previously-held interests in the acquired entity are remeasured to fair value at the acquisition date (the date the Group attains control) and the resulting gain or loss, if any, is recognized in the consolidated statement of income. Amounts arising from interests in the acquiree prior to the acquisition date that have previously been recognized in other comprehensive income are reclassified to profit or loss, where such treatment would be appropriate if that interest were disposed of.

Combinations of Entities under Common Control

Where there are business combinations involving entities that are ultimately controlled by the same ultimate parent (i.e., Controlling Shareholders) before and after the business combination and that the control is not transitory ("business combinations under common control"), the Group accounts for such business combinations in accordance with the guidance provided by the Philippine Interpretations Committee Q&A No. 2011-02, PFRS 3.2 - *Common Control Business Combinations*. The purchase method of accounting is used, if the transaction was deemed to have substance from the perspective of the reporting entity. In determining whether the business combination has substance, factors such as the underlying purpose of the business combination and the involvement of parties other than the combining entities such as the non-controlling interest, shall be considered. In cases where the transaction has no commercial substance, the business combination is accounted for using the pooling of interests method.

In applying the pooling of interests method, the Group follows the Philippine Interpretations Committee Q&A No. 2012-01, PFRS 3.2 - *Application of the Pooling of Interests Method for Business Combinations of Entities under Common Control in Consolidated Financial Statements*, which provides the following guidance:

- The assets and liabilities of the combining entities are reflected in the consolidated financial statements at their carrying amounts. No adjustments are made to reflect fair values, or recognize any new assets or liabilities, at the date of the combination. The only adjustments that are made are those adjustments to harmonize accounting policies.



- No new goodwill is recognized as a result of the combination. The only goodwill that is recognized is any existing goodwill relating to either of the combining entities. Any difference between the consideration paid or transferred and the equity acquired is reflected within equity as other equity reserve, i.e., either contribution or distribution of equity.
- The consolidated statement of income reflects the results of the combining entities for the full year, irrespective of when the combination took place.

Goodwill

Goodwill arising from the acquisition of a subsidiary is recognized as an asset at the date the control is acquired (the acquisition date). Goodwill is measured as the excess of the sum of the consideration transferred, the amount of any non-controlling interest in the acquiree and the fair value of the acquirer's previously-held interest, if any, in the entity over the net fair value of the identifiable net assets recognized.

If after reassessment, the Group's interest in the net fair value of the acquiree's identifiable net assets exceeds the sum of consideration transferred, the amount of any non-controlling interest in the acquiree and the fair value of the acquirer's previously-held equity interest, if any, the excess is recognized immediately in the consolidated statement of income as a gain on bargain purchase.

After initial recognition, goodwill is measured at cost less accumulated impairment losses. Goodwill is not amortized, but is reviewed for impairment at least annually. Any impairment loss is recognized immediately in profit or loss and is not subsequently reversed.

On disposal of a subsidiary, the attributable amount of goodwill is included in the determination of the profit or loss on disposal.

Changes in Accounting Policies and Disclosures

The accounting policies adopted are consistent with those of the previous financial years, except that the Group has adopted the following PFRSs and Philippine Accounting Standards (PAS) and Philippine Interpretations beginning January 1, 2020. The adoption of the new and amended standards and interpretations did not have any impact on the consolidated financial statements of the Group unless otherwise indicated.

- Amendments to PFRS 3, *Business Combinations, Definition of a Business*
The amendments to PFRS 3 clarify that to be considered a business, an integrated set of activities and assets must include, at a minimum, an input and a substantive process that together significantly contribute to the ability to create output. Furthermore, it clarifies that a business can exist without including all of the inputs and processes needed to create outputs. The Group used this updated definition of a business in evaluating the transaction entered into with Roxas Holdings Inc. (RHI) in 2020 (see Note 13). The Group will use this amended definition moving forward in evaluating whether relevant transactions should be accounted for as business combinations.
- Amendments to PFRS 7, *Financial Instruments: Disclosures* and PFRS 9, *Financial Instruments, Interest Rate Benchmark Reform*
The amendments to PFRS 9 provide a number of reliefs, which apply to all hedging relationships that are directly affected by the interest rate benchmark reform. A hedging relationship is affected if the reform gives rise to uncertainties about the timing and or amount of benchmark-based cash flows of the hedged item or the hedging instrument.



- Amendments to PAS 1, *Presentation of Financial Statements*, and PAS 8, *Accounting Policies, Changes in Accounting Estimates and Errors, Definition of Material*

The amendments provide a new definition of material that states “information is material if omitting, misstating or obscuring it could reasonably be expected to influence decisions that the primary users of general purpose financial statements make on the basis of those financial statements, which provide financial information about a specific reporting entity.”

The amendments clarify that materiality will depend on the nature or magnitude of information, either individually or in combination with other information, in the context of the financial statements. A misstatement of information is material if it could reasonably be expected to influence decisions made by the primary users.

- Conceptual Framework for Financial Reporting issued on March 29, 2018
The Conceptual Framework is not a standard, and none of the concepts contained therein override the concepts or requirements in any standard. The purpose of the Conceptual Framework is to assist the standard-setters in developing standards, to help preparers develop consistent accounting policies where there is no applicable standard in place and to assist all parties to understand and interpret the standards.

The revised Conceptual Framework includes new concepts, provides updated definitions and recognition criteria for assets and liabilities and clarifies some important concepts.

- Amendments to PFRS 16, *COVID-19-related Rent Concessions*
The amendments provide relief to lessees from applying the PFRS 16 requirement on lease modifications to rent concessions arising as a direct consequence of the COVID-19 pandemic. A lessee may elect not to assess whether a rent concession from a lessor is a lease modification if it meets all of the following criteria:
 - The rent concession is a direct consequence of COVID-19;
 - The change in lease payments results in a revised lease consideration that is substantially the same as, or less than, the lease consideration immediately preceding the change;
 - Any reduction in lease payments affects only payments originally due on or before June 30, 2021; and
 - There is no substantive change to other terms and conditions of the lease.

A lessee that applies this practical expedient will account for any change in lease payments resulting from the COVID-19 related rent concession in the same way it would account for a change that is not a lease modification, i.e., as a variable lease payment.

The amendments are effective for annual reporting periods beginning on or after June 1, 2020. Early adoption is permitted.

The amendments had no impact on the consolidated financial statements of the Group.

Significant Accounting Policies

Current versus Noncurrent Classification

The Group presents assets and liabilities in the consolidated statement of financial position based on current or noncurrent classification. An asset is current when it is:

- Expected to be realized or intended to be sold or consumed in the normal operating cycle;
- Held primarily for the purpose of trading;



- Expected to be realized within twelve months after the reporting period; or
- Cash or cash equivalents, unless restricted from being exchanged or used to settle a liability for at least twelve months after the reporting period.

All other assets are classified as noncurrent.

A liability is current when:

- It is expected to be settled in normal operating cycle;
- It is held primarily for the purpose of trading;
- It is due to be settled within twelve months after the reporting period; or
- There is no unconditional right to defer the settlement of the liability for at least twelve months after the reporting period.

All other liabilities are classified as noncurrent.

Deferred tax assets and liabilities are classified as noncurrent assets and liabilities.

Fair Value Measurement

The Group measures certain financial instruments and nonfinancial assets at fair value at each reporting date. Fair values of financial instruments measured at amortized cost and investment properties carried at cost are disclosed in Note 5.

Fair value is the price that would be received to sell an asset or paid to transfer a liability in an orderly transaction between market participants at the measurement date. The fair value measurement is based on the presumption that the transaction to sell the asset or transfer the liability takes place either:

- In the principal market for the asset or liability, or
- In the absence of a principal market, in the most advantageous market for the asset or liability

The principal or the most advantageous market must be accessible to the Group.

The fair value of an asset or a liability is measured using the assumptions that market participants would use when pricing the asset or liability, assuming that market participants act in their economic best interest.

A fair value measurement of a non-financial asset takes into account a market participant's ability to generate economic benefits by using the asset in its highest and best use or by selling it to another market participant that would use the asset in its highest and best use.

The Group uses valuation techniques that are appropriate in the circumstances and for which sufficient data are available to measure fair value, maximizing the use of relevant observable inputs and minimizing the use of unobservable inputs.

All assets and liabilities for which fair value is measured or disclosed in the consolidated financial statements are categorized within the fair value hierarchy, described as follows, based on the lowest level input that is significant to the fair value measurement as a whole:

- Level 1 - Quoted (unadjusted) market prices in active markets for identical assets or liabilities



- Level 2 - Valuation techniques for which the lowest level input that is significant to the fair value measurement is directly or indirectly observable
- Level 3 - Valuation techniques for which the lowest level input that is significant to the fair value measurement is unobservable

For assets and liabilities that are recognized in the consolidated financial statements on a recurring basis, the Group determines whether transfers have occurred between levels in the hierarchy by re-assessing categorization (based on the lowest level input that is significant to the fair value measurement as a whole) at the end of each reporting date.

Cash and Cash Equivalents

Cash includes cash on hand and in banks. Cash equivalents are short-term, highly liquid investments that are readily convertible to known amounts of cash with original maturities of three months or less from dates of placement, and that are subject to insignificant risk of changes in value.

Financial Instruments

A financial instrument is any contract that gives rise to a financial asset of one entity and a financial liability or equity instrument of another entity.

a) Financial assets

Initial recognition and measurement

Financial assets are classified at fair value at initial recognition and subsequently measured at amortized cost, FVOCI, and FVTPL.

The classification of financial assets at initial recognition depends on the financial asset's contractual cash flow characteristics and the Group's business model for managing them. With the exception of trade receivables that do not contain a significant financing component or for which the Group has applied the practical expedient, the Group initially measures a financial asset at its fair value plus, in the case of a financial asset not at FVTPL, transaction costs. Trade receivables that do not contain a significant financing component or for which the Group has applied the practical expedient are measured at the transaction price determined under PFRS 15.

In order for a financial asset to be classified and measured at amortized cost or FVOCI, it needs to give rise to cash flows that are 'solely payments of principal and interest (SPPI)' on the principal amount outstanding. This assessment is referred to as the SPPI test and is performed at an instrument level. Financial assets with cash flows which are not SPPI are classified and measured at fair value through profit or loss, irrespective of the business model.

The Group's business model for managing financial assets refers to how it manages its financial assets in order to generate cash flows. The business model determines whether cash flows will result from collecting contractual cash flows, selling the financial assets, or both. Financial assets classified and measured at amortized cost are held within a business model with the objective to hold financial assets in order to collect contractual cash flows. Financial assets classified and measured at FVOCI are held within a business model with the objective of both holding to collect contractual cash flows and selling.

Purchases or sales of financial assets that require delivery of assets within a time frame established by regulation or convention in the market place (regular way trades) are recognized on the trade date, i.e., the date that the Group commits to purchase or sell the asset.



Subsequent measurement

For purposes of subsequent measurement, financial assets are classified in four categories:

- Financial assets at amortized cost (debt instruments)
- Financial assets at FVOCI with recycling of cumulative gains and losses (debt instruments)
- Financial assets designated at FVOCI with no recycling of cumulative gains and losses upon derecognition (equity instruments)
- Financial assets at FVTPL

The financial assets of the Group as of December 31, 2020 and 2019 consist of financial assets at amortized cost, financial assets designated at FVOCI with no recycling of cumulative gains and losses upon derecognition (equity instruments), derivative assets and financial assets at FVTPL (equity instruments).

Financial assets at amortized cost (debt instruments)

Financial assets at amortized cost are subsequently measured using the effective interest (EIR) method and are subject to impairment. Gains and losses are recognized in profit or loss when the asset is derecognized, modified or impaired.

The Group's financial assets at amortized cost include cash and cash equivalents and receivables.

Financial assets designated at FVOCI (equity instruments)

Upon initial recognition, the Group can elect to classify irrevocably its equity investments as equity instruments designated at FVOCI when they meet the definition of equity under PAS 32, *Financial Instruments: Presentation*, and are not held for trading. The classification is determined on an instrument-by-instrument basis.

Gains and losses on these financial assets are never recycled to profit or loss. Dividends are recognized as other income in the consolidated statements of income when the right of payment has been established, except when the Group benefits from such proceeds as a recovery of part of the cost of the financial asset, in which case, such gains are recorded in OCI. Equity instruments designated at FVOCI are not subject to impairment assessment.

The Group elected to classify irrevocably its investments in club shares under this category.

Financial assets at FVTPL

Debt instruments that do not meet the amortized cost criteria, or meets the criteria but the Group has designated as at FVTPL upon initial recognition, are classified as financial assets at FVTPL. Equity investments are classified as financial assets at FVTPL, unless the Group designates an equity investment that is not held for trading as at FVOCI at initial recognition.

A financial asset is considered as held for trading if:

- it has been acquired principally for the purpose of selling it in the near term;
- upon initial recognition, it is part of a portfolio of identified financial instruments that the Group manages together and has evidence of a recent actual pattern of short-term profit-taking; or
- it is a derivative that is not designated and effective as a hedging instrument or financial guarantee.



Financial assets at FVTPL are carried in the consolidated statements of financial position at fair value with net changes in fair value recognized in the consolidated statements of income.

This category includes equity instruments which the Group had not irrevocably elected to classify at fair value through OCI and currency options.

A derivative embedded in a hybrid contract, with a financial liability or non-financial host, is separated from the host and accounted for as a separate derivative if: the economic characteristics and risks are not closely related to the host; a separate instrument with the same terms as the embedded derivative would meet the definition of a derivative; and the hybrid contract is not measured at fair value through profit or loss. Embedded derivatives are measured at fair value with changes in fair value recognized in profit or loss. Reassessment only occurs if there is either a change in the terms of the contract that significantly modifies the cash flows that would otherwise be required or a reclassification of a financial asset out of the fair value through profit or loss category.

Derecognition

A financial asset (or, where applicable, a part of a financial asset or part of a group of similar financial assets) is primarily derecognized (i.e., removed from the Group's consolidated statement of financial position) when:

- The rights to receive cash flows from the asset have expired, or
- The Group has transferred its rights to receive cash flows from the asset or has assumed an obligation to pay the received cash flows in full without material delay to a third party under a 'pass-through' arrangement; and either (a) the Group has transferred substantially all the risks and rewards of the asset, or (b) the Group has neither transferred nor retained substantially all the risks and rewards of the asset, but has transferred control of the asset.

When the Group has transferred its rights to receive cash flows from an asset or has entered into a pass-through arrangement, it evaluates if, and to what extent, it has retained the risks and rewards of ownership. When it has neither transferred nor retained substantially all of the risks and rewards of the asset, nor transferred control of the asset, the Group continues to recognize the transferred asset to the extent of its continuing involvement. In that case, the Group also recognizes an associated liability. The transferred asset and the associated liability are measured on a basis that reflects the rights and obligations that the Group has retained.

Continuing involvement that takes the form of a guarantee over the transferred asset is measured at the lower of the original carrying amount of the asset and the maximum amount of consideration that the Group could be required to repay.

Impairment of financial assets

The Group recognizes an allowance for expected credit losses (ECLs) for all debt instruments not held at FVTPL. ECLs represent credit losses that reflect an unbiased and probability-weighted amount which is determined by evaluating a range of possible outcomes, the time value of money and reasonable and supportable information about past events, current conditions and forecasts of future economic conditions. ECLs are based on the difference between the contractual cash flows due in accordance with the contract and all the cash flows that the Group expects to receive, discounted at an approximation of the original effective interest rate. The expected cash flows will include cash flows from the sale of collateral held or other credit enhancements that are integral to the contractual terms. The ECL allowance is based on the credit losses expected to arise over the life of the asset (the lifetime ECL), unless there has been no significant increase in credit risk since origination, in which case, the allowance is based on the 12-month ECL. The 12-month ECL is the portion of lifetime ECL that results from default events on a financial instrument that are possible within the 12 months after



the reporting date. Lifetime ECL are credit losses that results from all possible default events over the expected life of a financial instrument.

For trade receivables and contract assets, the Group applies a simplified approach in calculating ECLs. Therefore, the Group does not track changes in credit risk, but instead recognizes a loss allowance based on lifetime ECLs at each reporting date. The Group has established a provision matrix that is based on historical credit loss experience, adjusted for forward-looking factors specific to the debtors and the economic environment.

For other financial assets such nontrade receivables, loans receivable, due from related parties and other receivables, ECLs are recognized in two stages. For credit exposures for which there has not been a significant increase in credit risk since initial recognition, ECLs are provided for credit losses that result from default events that are possible within the next 12 months (a 12-month ECL). For those credit exposures for which there has been a significant increase in credit risk (SICR) since initial recognition, a loss allowance is required for credit losses expected over the remaining life of the exposure, irrespective of the timing of the default (a lifetime ECL).

For cash and cash equivalents and short-term investments, the Group applies the low credit risk simplification. The probability of default and loss given defaults are publicly available and are considered to be low credit risk investments. It is the Group's policy to measure ECLs on such instruments on a 12-month basis. However, when there has been a significant increase in credit risk since origination, the allowance will be based on the lifetime ECL. The Group uses the ratings from reputable credit rating agencies to determine whether the debt instrument has SICR and to estimate ECLs.

The Group considers a debt investment security to have low credit risk when its credit risk rating is equivalent to the globally understood definition of 'investment grade'.

The key inputs in the model include the Group's definition of default and historical data of three years for the origination, maturity date and default date. The Group considers trade receivables and contract assets in default when contractual payment are 90 days past due, except for certain circumstances when the reason for being past due is due to reconciliation with customers of payment records which are administrative in nature which may extend the definition of default. However, in certain cases, the Group may also consider a financial asset to be in default when internal or external information indicates that the Group is unlikely to receive the outstanding contractual amounts in full before taking into account any credit enhancements held by the Group.

Determining the stage for impairment

At each reporting date, the Group assesses whether there has been an SICR for financial assets since initial recognition by comparing the risk of default occurring over the expected life between the reporting date and the date of initial recognition. The Group considers reasonable and supportable information that is relevant and available without undue cost or effort for this purpose. This includes quantitative and qualitative information and forward-looking analyses.

An exposure will migrate through the ECL stages as asset quality deteriorates. If, in a subsequent period, asset quality improves and also reverses any previously assessed SICR since origination, then the loss allowance measurement reverts from lifetime ECL to 12-month ECL.



Staging assessment

PFRS 9 establishes a three-stage approach for impairment of financial assets, based on whether there has been a significant deterioration in the credit risk of a financial asset. These three stages then determine the amount of impairment to be recognized.

- Stage 1 is comprised of all non-impaired financial instruments which have not experienced a significant increase in credit risk since initial recognition. Entities are required to recognize 12-month ECL for stage 1 financial instruments. In assessing whether credit risk has increased significantly, entities are required to compare the risk of a default occurring on the financial instrument as at the reporting date, with the risk of a default occurring on the financial instrument as at the date of initial recognition.
- Stage 2 is comprised of all non-impaired financial instruments which have experienced a significant increase in credit risk since initial recognition. Entities are required to recognize lifetime ECL for stage 2 financial instruments. In subsequent reporting periods, if the credit risk of the financial instrument improves such that there is no longer a significant increase in credit risk since initial recognition, then entities shall revert to recognizing 12-month ECL.
- Financial instruments are classified as stage 3 when there is objective evidence of impairment as a result of one or more loss events that have occurred after initial recognition with a negative impact on the estimated future cash flows of a financial instrument or a portfolio of financial instruments. The ECL model requires that lifetime ECL be recognized for financial assets that are in default. The Group considers a financial asset in default when contractual payments are 30-60 days past due. However, in certain cases, the Group may also consider a financial asset to be in default when internal or external information indicates that the Group is unlikely to receive the outstanding contractual amounts in full before taking into account any credit enhancements held by the Group. A financial asset is written off when there is no reasonable expectation of recovering the contractual cash flows

b) Financial liabilities

Initial recognition and measurement

Financial liabilities are classified, at initial recognition, as financial liabilities at FVTPL, loans and borrowings, payables, or as derivatives designated as hedging instruments in an effective hedge, as appropriate.

All financial liabilities are recognized initially at fair value and, in the case of loans and borrowings and payables, net of directly attributable transaction costs.

Subsequent measurement

The measurement of financial liabilities depends on their classification, as described below:

Financial liabilities at FVTPL

Financial liabilities at FVTPL include financial liabilities held for trading and financial liabilities designated upon initial recognition as at FVTPL.

Financial liabilities are classified as held for trading if they are incurred for the purpose of repurchasing in the near term. This category also includes derivative financial instruments entered into by the Group that are not designated as hedging instruments in hedge relationships as defined by PFRS 9. Separated embedded derivatives are also classified as held for trading unless they are designated as effective hedging instruments.



Gains or losses on liabilities held for trading are recognized in the consolidated statements of income.

Financial liabilities designated upon initial recognition at FVTPL are designated at the initial date of recognition, and only if the criteria in PFRS 9 are satisfied.

The Group does not have financial liabilities at FVTPL as of December 31, 2020 and 2019.

Financial liabilities at amortized cost

This is the category most relevant to the Group. It pertains to financial liabilities that are not held for trading or not designated as at FVTPL upon the inception of the liability. These include liabilities arising from operations and borrowings.

After initial recognition, these financial liabilities are measured at amortized cost using the EIR method. Amortized cost is calculated by taking into account any discount or premium on the acquisition and fees or costs that are an integral part of the EIR. Gains and losses are recognized in profit or loss when the financial liabilities are derecognized, as well as through the EIR amortization process.

This category applies to the Group's accounts payable and accrued expenses (excluding advances from customers, advances from third parties, statutory and taxes payables), short-term debt, trust receipts payable and long-term debt.

Derecognition

A financial liability is derecognized when the obligation under the liability is discharged, cancelled or expires. When an existing financial liability is replaced by another from the same lender on substantially different terms, or the terms of an existing liability are substantially modified, such an exchange or modification is treated as the derecognition of the original liability and the recognition of a new liability. The difference in the respective carrying amounts is recognized in profit or loss.

c) *Offsetting of financial instruments*

Financial assets and financial liabilities are offset and the net amount is reported in the consolidated statements of financial position if there is a currently enforceable legal right to offset the recognized amounts and there is an intention to settle on a net basis, to realize the assets and settle the liabilities simultaneously. The Group assesses that it has a currently enforceable right of offset if the right is not contingent on a future event, and is legally enforceable in the normal course of business, event of default, and event of solvency or bankruptcy of the Group and all of the counterparties.

Inventories

Inventories, including goods-in-process, are recorded at cost and subsequently valued at the lower of cost and NRV. NRV is the estimated selling price in the ordinary course of business, less estimated costs of completion and the estimated costs necessary to make the sale.

When the inventories are sold, the carrying amounts of those inventories are recognized under 'Cost of sales' in the consolidated statement of income in the period when the related revenue is recognized.

Costs incurred in bringing each product to its present location and conditions are accounted for as follows:

Finished goods, goods-in-process, raw materials, containers and packaging materials, and spare parts and supplies

Cost is determined using the weighted average method. The cost of raw materials, containers and packaging materials, and spare parts and supplies consist of their purchase cost. The cost of finished goods and goods-in-process include direct materials and labor, and a proportion of manufacturing



overhead costs based on actual goods processed and produced, but excluding borrowing costs.

Materials in-transit

Cost is determined on a specific identification basis.

Biological Assets

The biological assets of the Group are divided into two major categories with sub-categories as follows:

- | | |
|-------------------|---|
| Swine livestock | <ul style="list-style-type: none">- Breeders (livestock bearer)- Sucklings (breeders' offspring)- Weanlings (comes from sucklings intended to be breeders or to be raised as fatteners/finishers)- Fatteners/finishers (comes from weanlings unfit to become breeders; intended for the production of meat and meat products or to be sold live) |
| Poultry livestock | <ul style="list-style-type: none">- Breeders (livestock bearer)- Chicks (breeders' offspring intended to be sold as breeders) |

Biological assets are measured on initial recognition and at each reporting date at its fair value less estimated costs to sell. The fair values are determined based on current market prices of livestock of similar age, breed and genetic merit. Costs to sell include commissions to brokers and dealers, nonrefundable transfer taxes and duties. Costs to sell exclude transport and other costs necessary to get the biological assets to the market.

Agricultural produce is the harvested product of the Group's biological assets. A harvest occurs when agricultural produce is either detached from the bearer biological asset or when a biological asset's life processes cease. A gain or loss on initial recognition of agricultural produce at fair value less estimated costs to sell is recognized in the consolidated statement of income in the period in which it arises. The agricultural produce of swine livestock are hog carcasses, while the agricultural produce of poultry livestock are table eggs and hatched chick. These are then subsequently measured following PAS 2, *Inventories*.

A gain or loss on initial recognition of a biological asset at fair value less estimated costs to sell and from a change in fair value less estimated costs to sell of a biological asset are included in the consolidated statement of income in the period in which it arises.

Property, Plant and Equipment

Property, plant and equipment, except land, are carried at cost less accumulated depreciation and amortization and accumulated impairment losses, if any.

The initial cost of an item of property, plant and equipment comprises its purchase price and any cost attributable in bringing the asset to its intended location and working condition. Cost also includes:

- (a) interest and other financing charges on borrowed funds used to finance the acquisition of property, plant and equipment to the extent incurred during the period of installation and construction; and
- (b) asset retirement obligation relating to property, plant and equipment installed/constructed on leased properties, if any, representing the present value of the expected cost for the decommissioning of an asset after its use, and provided the recognition criteria for a provision are met.

Land is stated at cost less any impairment in value.



Subsequent costs are capitalized as part of the 'Property, plant and equipment' in the consolidated statement of financial position, only when it is probable that future economic benefits associated with the item will flow to the Group and the cost of the item can be measured reliably. Cost of repairs and maintenance are expensed when incurred.

Foreign exchange differentials arising from foreign currency borrowings used for the acquisition of property, plant and equipment are capitalized to the extent that these are regarded as adjustments to interest costs.

Depreciation and amortization of property, plant and equipment commence once the property, plant and equipment are available for use and are computed using the straight-line method over the estimated useful life (EUL) of the assets regardless of utilization.

The EUL of property, plant and equipment of the Group follows:

	Years
Land improvements	5 to 10
Buildings and improvements	10 to 30
Machinery and equipment	10
Transportation equipment	5
Furniture, fixtures and equipment	5

Leasehold improvements are amortized over the shorter of their EUL or the corresponding lease terms. The residual values, useful lives and methods of depreciation and amortization of property, plant and equipment are reviewed periodically and adjusted, if appropriate, at each reporting date to ensure that the method and period of depreciation and amortization are consistent with the expected pattern of economic benefits from items of property, plant and equipment. Any change in the expected residual values, useful lives and methods of depreciation are adjusted prospectively from the time the change was determined necessary.

Construction-in-progress and equipment in transit are stated at cost, net of accumulated impairment losses, if any. This includes the cost of construction and other direct costs. Borrowing costs that are directly attributable to the construction of property, plant and equipment are capitalized during the construction period. Construction in-progress and equipment in transit are not depreciated until such time as the relevant assets are completed and put into operational use.

Construction in-progress and equipment in transit are transferred to the related 'Property, plant and equipment' in the consolidated statement of financial position when the construction or installation and related activities necessary to prepare the property, plant and equipment for their intended use are completed, and the property, plant and equipment are ready for service.

Major spare parts and stand-by equipment items that the Group expects to use over more than one period and can be used only in connection with an item of property, plant and equipment are accounted for as property, plant and equipment. Depreciation and amortization on these major spare parts and stand-by equipment commence once these have become available for use (i.e., when it is in the location and condition necessary for it to be capable of operating in the manner intended by the Group).



An item of property, plant and equipment is derecognized upon disposal or when no future economic benefits are expected to arise from the continued use or disposal of the asset. Any gain or loss arising from the derecognition of the property, plant and equipment (calculated as the difference between the net disposal proceeds and the carrying amount of the item) is included in the consolidated statement of income, in the period the item is derecognized.

Fully depreciated property, plant and equipment are retained in the accounts until these are no longer in use.

Investment Properties

Investment properties consist of properties that are held to earn rentals or for capital appreciation or both, and those which are not occupied by entities in the Group. Investment properties, except for land, are carried at cost less accumulated depreciation and any impairment loss, if any. Land is carried at cost less any accumulated impairment loss, if any. The carrying amount includes the cost of replacing part of an existing investment property at the time that cost is incurred if the recognition criteria are met, and excludes the cost of day-to-day servicing of an investment property.

Investment properties are measured initially at cost, including transaction costs. Transaction costs represent nonrefundable taxes such as capital gains tax and documentary stamp tax that are for the account of the Group. An investment property acquired through an exchange transaction is measured at fair value of the asset acquired unless the fair value of such an asset cannot be measured, in which case, the investment property acquired is measured at the carrying amount of asset given up.

The Group's investment properties consist solely of buildings and building improvements and are depreciated using the straight-line method over their EUL ranging from 10 to 30 years (see Note 17).

The depreciation and amortization method and useful life are reviewed periodically to ensure that the method and period of depreciation and amortization are consistent with the expected pattern of economic useful benefits from items of investment properties.

Investment properties are derecognized when either they have been disposed of or when they are permanently withdrawn from use and no future economic benefit is expected from their disposal. Any gains or losses on the retirement or disposal of investment properties are recognized in the consolidated statement of income in the year of retirement or disposal.

Transfers are made to investment property when, and only when, there is a change in use, evidenced by the end of owner occupation, commencement of an operating lease to another party or by the end of construction or development. Transfers are made from investment property when, and only when, there is a change in use, evidenced by commencement of owner occupation or commencement of development with a view to sale.

For a transfer from investment property to owner-occupied property or inventories, the cost of property for subsequent accounting is its carrying amount at the date of change in use. If the property occupied by the Group as an owner-occupied property becomes an investment property, the Group accounts for such property in accordance with the policy stated under Property, plant and equipment account up to the date of change in use.

Goodwill

Goodwill represents the excess of the cost of the acquisition over the fair value of identifiable net assets of the investee at the date of acquisition which is not identifiable to specific assets.



Goodwill acquired in a business combination from the acquisition date is allocated to each of the Group's cash-generating units, or groups of cash-generating units that are expected to benefit from the synergies of the combination, irrespective of whether other assets or liabilities of the Group are assigned to those units or groups of units.

Each unit or group of units to which the goodwill is allocated:

- represents the lowest level within the Group at which the goodwill is monitored for internal management purposes; and
- is not larger than a segment based on the Group's operating segments as determined in accordance with PFRS 8, *Operating Segments*.

Following initial recognition, goodwill is measured at cost, less any accumulated impairment losses, if any. Goodwill is reviewed for impairment annually or more frequently, if events or changes in circumstances indicate that the carrying value may be impaired (see further discussion under Impairment of nonfinancial assets).

Where goodwill forms part of a cash-generating unit and part of the operation within that unit is disposed of, the goodwill associated with the operation disposed of is included in the carrying amount of the operation when determining the gain or loss on disposal of the operation. Goodwill disposed of in this circumstance is measured based on the relative values of the operation disposed of and the portion of the cash-generating unit retained.

Intangible Assets

Intangible assets (other than goodwill) acquired separately are measured on initial recognition at cost. The cost of intangible asset acquired in a business combination is its fair value at the acquisition date. Following initial recognition, intangible assets are measured at cost less any accumulated amortization and accumulated impairment losses, if any. Internally generated intangibles, excluding capitalized development costs, are not capitalized and the related expenditure is reflected in profit or loss in the period in which the expenditure is incurred.

The EUL of intangible assets are assessed to be either finite or indefinite.

The useful lives of intangible assets with a finite life are assessed at the individual asset level. Intangible assets with finite lives are amortized on a straight line basis over the asset's EUL and assessed for impairment, whenever there is an indication that the intangible assets may be impaired. The amortization period and the amortization method for an intangible asset with a finite useful life are reviewed at least at each reporting date. Changes in the EUL or the expected pattern of consumption of future economic benefits embodied in the asset is accounted for by changing the amortization period or method, as appropriate, and treated as changes in accounting estimates. The amortization expense on intangible assets with finite useful lives is recognized in the consolidated statement of income in the expense category consistent with the function of the intangible asset.

Intangible assets with indefinite useful lives are tested for impairment annually, either individually or at the cash-generating unit level (see further discussion under Impairment of nonfinancial assets). Such intangibles are not amortized. The assessment of indefinite useful life is reviewed annually to determine whether the indefinite life assessment continues to be supportable. If not, the change in the useful life assessment from indefinite to finite is made on a prospective basis.



An intangible asset is derecognized upon disposal (i.e., at the date the recipient obtains control) or when no future economic benefits are expected from its use or disposal. Gain or loss arising from derecognition of an intangible asset is measured as the difference between the net disposal proceeds and the carrying amount of the asset and is recognized in the consolidated statement of income when the asset is derecognized.

A summary of the policies applied to the Group's intangible assets follows:

	EUL	Amortization method used	Internally generated or acquired
Product formulation	Indefinite	No amortization	Acquired
Brands/Certain trademarks	Indefinite	No amortization	Acquired
Trademarks	Finite (4 years)	Straight line amortization	Acquired
Software costs	Finite (10 years)	Straight line amortization	Acquired
Customer relationship	Finite (35 years)	Straight line amortization	Acquired

Investment in Joint Ventures

The Group has interests in joint ventures. A joint venture is a contractual arrangement whereby two or more parties who have joint control over the arrangement have rights to the net assets of the arrangement.

The Group's investment in joint venture is accounted for using the equity method of accounting. Under the equity method, the investment in a joint venture is carried in the consolidated statement of financial position at cost plus post-acquisition changes in the Group's share in the net assets of the joint venture. The consolidated statement of income reflects the Group's share in the results of operations of the joint venture. Where there has been a change recognized directly in the investees' equity, the Group recognizes its share of any changes and discloses this, when applicable, in the other comprehensive income in the consolidated statement of changes in equity. Profits and losses arising from transactions between the Group and the joint ventures are eliminated to the extent of the interest in the joint ventures.

The Group discontinues applying the equity method when its investments in investee companies are reduced to zero. Accordingly, additional losses are not recognized unless the Group has guaranteed certain obligations of the associates or joint venture. When the investees subsequently report net income, the Group will resume applying the equity method but only after its equity in the net income equals the equity in net losses of associates and joint venture not recognized during the period the equity method was suspended.

The investee company's accounting policies conform to those used by the Group for like transactions and events in similar circumstances.

Impairment of Nonfinancial Assets

This accounting policy applies primarily to the Group's property, plant and equipment (see Note 13), right-of-use assets (see Note 36), investment properties (see Note 17), investments in joint ventures (see Note 16), goodwill and intangible assets (see Note 15).

Except for goodwill and intangible assets with indefinite useful lives which are tested for impairment annually, the Group assesses at each reporting date whether there is an indication that its nonfinancial assets may be impaired. When an indicator of impairment exists or when an annual impairment testing for an asset is required, the Group makes a formal estimate of recoverable amount.

Recoverable amount is the higher of an asset's (or cash-generating unit's) fair value less costs to sell and its value in use and is determined for an individual asset, unless the asset does not generate cash



inflows that are largely independent of those from other assets or groups of assets, in which case the recoverable amount is assessed for the cash-generating unit to which the asset belongs. Where the carrying amount of an asset (or cash generating unit) exceeds its recoverable amount, the asset (or cash-generating unit) is considered impaired and is written-down to its recoverable amount.

In assessing value in use, the estimated future cash flows are discounted to their present value using a pre-tax discount rate that reflects current market assessments of the time value of money and the risks specific to the asset (or cash-generating unit). In determining fair value less costs of disposal, recent market transactions are taken into account.

The Group bases its impairment calculation on most recent budgets and forecast calculations, which are prepared separately for each of the Group's CGUs to which the individual assets are allocated. These budgets and forecast calculations generally cover a period of five years. A long-term growth rate is calculated and applied to project future cash flows after the fifth year.

Impairment losses are recognized under 'Provision for credit and impairment losses' in the consolidated statement of income.

The following criteria are also applied in assessing impairment of specific assets:

Property, plant and equipment, right-of-use assets, investment properties, intangible assets with definite useful lives, and investments in joint ventures

For property, plant and equipment, investment properties, intangible assets with definite useful lives, an assessment is made at each reporting date as to whether there is any indication that previously recognized impairment losses may no longer exist or may have decreased. If such indication exists, the recoverable amount is estimated and an impairment assessment is performed. For investments in joint ventures, this impairment assessment is done after application of the equity method. A previously recognized impairment loss is reversed only if there has been a change in the estimates used to determine the asset's recoverable amount since the last impairment loss was recognized. If that is the case, the carrying amount of the asset is increased to its recoverable amount. That increased amount cannot exceed the carrying amount that would have been determined, net of depreciation and amortization, had no impairment loss been recognized for the asset in prior years. Such reversal is recognized in the consolidated statement of income. After such a reversal, the depreciation and amortization expense are adjusted in future years to allocate the asset's revised carrying amount, less any residual value, on a systematic basis over its remaining useful life.

Goodwill and intangible assets with indefinite useful lives

Goodwill is reviewed for impairment, annually or more frequently, if events or changes in circumstances indicate that the carrying value may be impaired.

Impairment is determined by assessing the recoverable amount of the cash-generating unit (or group of cash-generating units) to which the goodwill relates. Where the recoverable amount of the cash-generating unit (or group of cash-generating units) is less than the carrying amount to which goodwill has been allocated, an impairment loss is recognized. Impairment losses relating to goodwill cannot be reversed in future periods.

Revenue Recognition

Revenue from contracts with customers is recognized when control of the goods or services are transferred to the customer at an amount that reflects the consideration to which the Group expects to be entitled in exchange for those goods or services. The Group has concluded that it is the principal in its revenue arrangements because it controls the goods or services before transferring them to the customer.



Sale of goods and services

Revenue from sale of goods and services is recognized at the point in time when control of the asset is transferred to the customer, generally on delivery of the goods and services. The Group considers whether there are other promises in the contract that are separate performance obligations to which a portion of the transaction price needs to be allocated. In determining the transaction price for the sale of goods and services, the Group considers the effects of variable consideration, the existence of significant financing components, noncash consideration, and consideration payable to the customer, if any. If the consideration in a contract includes a variable amount, the Group estimates the amount of consideration to which it will be entitled in exchange for transferring the goods to the customer. The variable consideration is estimated at contract inception using the expected value method and is constrained until it is highly probable that a significant revenue reversal in the amount of cumulative revenue recognized will not occur when the associated uncertainty with the variable consideration is subsequently resolved. Some contracts for the sale of goods and services provide customers with a right to return the goods within a specific period.

Sale of sugar and molasses

Sale of raw sugar is recognized upon (a) endorsement and transfer of quedans for quedan-based sales and (b) shipment or delivery and acceptance by the customers for physical sugar sales. Sale of refined sugar and alcohol is recognized upon shipment or delivery and acceptance by the customers. Sale of molasses is recognized upon (a) surrendering of molasses certificates (warehouse receipts for molasses) or (b) delivery and acceptance by the customer for physical molasses, whichever comes first.

Rendering of tolling services

Revenue derived from tolling activities is recognized as revenue at the point in time when the related services have been rendered.

Revenue outside the scope of PFRS 15:

Dividend income

Dividend income is recognized when the shareholder's right to receive the payment is established.

Interest income

Interest income is recognized as it accrues using the EIR method under which interest income is recognized at the rate that exactly discounts estimated future cash receipts through the expected life of the financial instrument to the net carrying amount of the financial asset.

Provisions

Provisions are recognized when: (a) the Group has a present obligation (legal or constructive) as a result of a past event; (b) it is probable (i.e., more likely than not) that an outflow of resources embodying economic benefits will be required to settle the obligation; and (c) a reliable estimate can be made of the amount of the obligation. Provisions are reviewed at each reporting date and adjusted to reflect the current best estimate. If the effect of the time value of money is material, provisions are determined by discounting the expected future cash flows at a pre-tax rate that reflects current market assessment of the time value of money and, where appropriate, the risks specific to the liability. Where discounting is used, the increase in the provision due to the passage of time is recognized as interest expense under 'Finance cost' in the consolidated statement of income. Where the Group expects a provision to be reimbursed, the reimbursement is recognized as a separate asset but only when the reimbursement is virtually certain. The expense relating to a provision is presented in the consolidated statement of income, net of any reimbursement.



Contingencies

Contingent liabilities are not recognized in the consolidated financial statements but disclosed in the notes to the consolidated financial statements unless the possibility of an outflow of resources embodying economic benefits is remote.

Contingent assets are not recognized in the consolidated financial statements but disclosed in the notes to the consolidated financial statements when an inflow of economic benefits is probable.

Pension Costs

The net defined benefit liability or asset is the aggregate of the present value of the defined benefit obligation at the end of the reporting period reduced by the fair value of plan assets, if any, adjusted for any effect of limiting a net defined benefit asset to the asset ceiling. The asset ceiling is the present value of any economic benefits available in the form of refunds from the plan or reductions in future contributions to the plan.

The cost of providing benefits under the defined benefit plans is actuarially determined using the projected unit credit method.

Defined benefit costs comprise the following:

- Current service cost
- Net interest on the net defined benefit liability or asset
- Remeasurements of net defined benefit liability or asset

Service costs which include current service costs, past service costs and gains or losses on non-routine settlements are recognized as expense in profit or loss.

Past service costs are recognized in profit or loss on the earlier of:

- The date of the plan amendment or curtailment, and
- The date that the Group recognizes related restructuring costs.

Net interest on the net defined benefit liability or asset is the change during the period in the net defined benefit liability or asset that arises from the passage of time which is determined by applying the discount rate based on government bonds to the net defined benefit liability or asset.

Net interest on the net defined benefit liability or asset is recognized as expense or income in the consolidated statement of income.

Remeasurements comprising actuarial gains and losses, return on plan assets and any change in the effect of the asset ceiling (excluding net interest on defined benefit liability) are recognized immediately in other comprehensive income in the period in which they arise. Remeasurements are not reclassified to consolidated statement of income in subsequent periods.

Plan assets are assets that are held by a long-term employee benefit fund or qualifying insurance policies. Plan assets are not available to the creditors of the Group, nor can they be paid directly to the Group. Fair value of plan assets is based on market price information. When no market price is available, the fair value of plan assets is estimated by discounting expected future cash flows using a discount rate that reflects both the risk associated with the plan assets and the maturity or expected disposal date of those assets (or, if they have no maturity, the expected period until the settlement of the related obligations). If the fair value of the plan assets is higher than the present value of the defined benefit obligation, the measurement of the resulting defined benefit asset is limited to the



present value of economic benefits available in the form of refunds from the plan or reductions in future contributions to the plan.

The Group's right to be reimbursed of some or all of the expenditure required to settle a defined benefit obligation is recognized as a separate asset at fair value when and only when reimbursement is virtually certain.

Termination benefit

Termination benefits are employee benefits provided in exchange for the termination of an employee's employment as a result of either an entity's decision to terminate an employee's employment before the normal retirement date or an employee's decision to accept an offer of benefits in exchange for the termination of employment.

A liability and expense for a termination benefit is recognized at the earlier of when the entity can no longer withdraw the offer of those benefits and when the entity recognizes related restructuring costs. Initial recognition and subsequent changes to termination benefits are measured in accordance with the nature of the employee benefit, as either post-employment benefits, short-term employee benefits, or other long-term employee benefits.

Employee leave entitlement

Employee entitlements to annual leave are recognized as a liability when they are accrued to the employees. The undiscounted liability for leave expected to be settled wholly before twelve months after the end of the annual reporting period is recognized for services rendered by employees up to the end of the reporting period.

Income Taxes

Current tax

Current tax assets and liabilities for the current and prior periods are measured at the amount expected to be recovered from or paid to the taxation authorities. The tax rates and tax laws used to compute the amount are those that are enacted or substantively enacted at the reporting date in countries where the Group operates and generates taxable income.

Deferred tax

Deferred tax is provided using the balance sheet liability method on all temporary differences, with certain exceptions, at the reporting date between the tax bases of assets and liabilities and their carrying amounts for financial reporting purposes.

Deferred tax liabilities are recognized for all taxable temporary differences, except:

- When the deferred tax liability arises from the initial recognition of goodwill or an asset or liability in a transaction that is not a business combination and, at the time of the transaction, affects neither the accounting profit nor taxable profit or loss; and
- In respect of taxable temporary differences associated with investments in subsidiaries, associates and interests in joint ventures, where the timing of the reversal of the temporary differences can be controlled and it is probable that the temporary differences will not reverse in the foreseeable future.



Deferred tax assets are recognized for all deductible temporary differences, carryforward benefits of unused tax credits from unused minimum corporate income tax (MCIT) over the regular corporate income tax (RCIT) and unused net operating loss carryover (NOLCO), to the extent that it is probable that future taxable income will be available against which the deductible temporary differences, and the carryforward benefits of unused tax credits from excess MCIT and unused NOLCO can be utilized, except:

- Where the deferred tax asset relating to the deductible temporary difference arises from the initial recognition of an asset or liability in a transaction that is not a business combination and, at the time of the transaction, affects neither the accounting profit nor future taxable profit or loss; and
- In respect of deductible temporary differences associated with investments in subsidiaries, associates and interests in joint ventures, deferred tax assets are recognized only to the extent that it is probable that the temporary differences will reverse in the foreseeable future and future taxable profit will be available against which the temporary differences can be utilized.

The carrying amounts of deferred tax assets are reviewed at each reporting date and reduced to the extent that it is no longer probable that sufficient taxable income will be available to allow all or part of the deferred tax assets to be utilized. Unrecognized deferred tax assets are reassessed at each reporting date, and are recognized to the extent that it has become probable that future taxable income will allow the deferred tax assets to be recognized.

Deferred tax relating to items recognized outside profit or loss is recognized outside profit or loss in the consolidated statement of comprehensive income. Such deferred tax items are recognized in correlation to the underlying transaction either in other comprehensive income or directly in equity.

Deferred tax assets and liabilities are measured at the tax rate that is expected to apply to the period when the asset is realized or the liability is settled, based on tax rates (and tax laws) that have been enacted or substantively enacted as of the reporting date.

Deferred tax assets and deferred tax liabilities are offset if a legally enforceable right exists to set off current tax assets against current tax liabilities and the deferred taxes relate to the same taxable entity and the same taxation authority.

Value-added Tax (VAT)

Revenues, expenses, and assets are recognized net of the amount of VAT, if applicable.

When VAT from sale of goods and/or services (output VAT) exceeds VAT passed on from purchases of goods or services (input VAT), the excess is recognized as payable in the consolidated statement of financial position. When VAT passed on from purchases of goods or services (input VAT) exceeds VAT from sale of goods and/or services (output VAT), the excess is recognized as an asset in the consolidated statement financial position to the extent of the recoverable amount.

The net amount of VAT recoverable from, or payable to, the taxation authority by each entity is included as part of 'Other current assets' or 'Accounts payable and other accrued liabilities' in the consolidated statement of financial position.

Borrowing Costs

Interest and other finance costs incurred during the construction period on borrowings used to finance property development are capitalized to the appropriate asset accounts. Capitalization of borrowing costs commences when the activities to prepare the asset are in progress, and expenditures and borrowing costs are being incurred. The capitalization of these borrowing costs ceases when substantially all the activities necessary to prepare the asset for sale or its intended use are complete.



If the carrying amount of the asset exceeds its recoverable amount, an impairment loss is recorded. Capitalized borrowing cost is based on the applicable weighted average borrowing rate. Borrowing costs which do not qualify for capitalization are expensed as incurred.

Interest expense on loans is recognized using the EIR method over the term of the loans.

Leases

The Group assesses whether a contract is, or contains a lease, at the inception of a contract. That is, if the contract conveys the right to control the use of an identified asset for a period of time in exchange for consideration.

The Group as a lessee

The Group applies a single recognition and measurement approach for all leases, except for short-term leases and leases of low-value assets. The Group recognizes lease liabilities to make lease payments and right-of-use (ROU) assets representing the right to use the underlying assets.

Right-of-use assets

The Group recognizes ROU assets at the commencement date of the lease (i.e., the date the underlying asset is available for use). ROU assets are measured at cost, less any accumulated depreciation and impairment losses, and adjusted for any remeasurement of lease liabilities. The cost of ROU assets includes the amount of lease liabilities recognized, initial direct costs incurred, lease payments made at or before the commencement date less any lease incentives received, and any estimated costs to be incurred in dismantling and removing the underlying asset, restoring the site on which it is located or restoring the underlying asset to the condition required by the terms and conditions of the lease, unless those costs are incurred to produce inventories. Unless the Group is reasonably certain to obtain ownership of the leased asset at the end of the lease term, the recognized ROU assets are depreciated on a straight-line basis over the shorter of its estimated useful life and the lease term. ROU assets, which are presented under 'Noncurrent Assets' in the consolidated statement of financial position, are subject to impairment.

The depreciation period for each class of ROU assets follows:

	Period
Land and land improvements	10 years
Buildings and improvements	2-20 years
Machinery and equipment	2 years
Transportation equipment	2 years
Furniture and fixture	2 years

Lease liabilities

At the commencement date of the lease, the Group recognizes lease liabilities measured at the present value of lease payments to be made over the lease term. The lease payments include fixed payments (including in-substance fixed payments) less any lease incentives receivable, variable lease payments that depend on an index or a rate, and amounts expected to be paid under residual value guarantees. The lease payments also include the exercise price of a purchase option reasonably certain to be exercised by the Group and payments of penalties for terminating a lease, if the lease term reflected the Group exercising the option to terminate. Variable lease payments that do not depend on an index or a rate are recognized as expense in the period on which the event or condition that triggers the payment occurs.



In calculating the present value of lease payments, the Group uses the incremental borrowing rate at the commencement date if the interest rate implicit to the lease is not readily determinable. After the commencement date, the amount of lease liabilities is increased to reflect the accretion of interest and reduced for the lease payments made. In addition, the carrying amount of lease liabilities is remeasured if there is a modification, a change in the lease term, a change in the in-substance fixed lease payments or a change in the assessment to purchase the underlying asset.

Short-term leases

The Group applies the short-term lease recognition exemption to its short-term leases of 12 months or less from the commencement date and do not contain a purchase option. Lease payments on short-term leases are recognized as expense on a straight-line basis over the lease term.

Group as a lessor

Leases where the Group does not transfer substantially all the risks and benefits of ownership of the assets are classified as operating leases. Initial direct costs incurred in negotiating operating leases are added to the carrying amount of the leased asset and recognized over the lease term on the same basis as the rental income. Contingent rents are recognized as revenue in the period in which they are earned.

Rent income

Rent income arising from investment properties is accounted for on a straight-line basis over the lease term on ongoing leases and is included in other loss in the consolidated statement of income.

Cost and Expenses

Cost and expenses are decreases in economic benefits during the accounting period in the form of outflows or decrease of assets or incurrence of liabilities that result in decreases in equity, other than those relating to distributions to equity participants. Cost and expenses are recognized when incurred.

Foreign Currency Translation/Transactions

The functional and presentation currency of the Parent Company and its Philippine subsidiaries is the Philippine Peso. Each entity in the Group determines its own functional currency and items included in the consolidated financial statements of each entity are measured using that functional currency.

Transactions and balances

Transactions in foreign currencies are initially recorded in the functional currency rate prevailing at the date of the transaction. Monetary assets and liabilities denominated in foreign currencies are retranslated at the functional currency rate of exchange prevailing at the reporting date. Differences arising from settlement or translation of monetary items are recognized in the consolidated statement of income. Tax charges and credits attributable to exchange differences are also dealt with in statement of income. Nonmonetary items that are measured in terms of historical cost in a foreign currency are translated using the exchange rate as at the date of initial transaction. Nonmonetary items measured at fair value in a foreign currency are translated using the exchange rates at the date when the fair value was determined. The gain or loss arising from translation of non-monetary items measured at fair value is treated in line with the recognition of the gain or loss on the change in fair value of the item.

Group companies

As of reporting date, the assets and liabilities of the subsidiaries are translated into the presentation currency of the Group at the rate of exchange prevailing at reporting date and their respective statements of income are translated at the weighted average exchange rates for the year. The exchange differences arising from the translation are taken directly to a separate component of equity as 'Cumulative translation adjustments' under 'Other comprehensive income'. On disposal of a



foreign entity, the deferred cumulative amount recognized in equity relating to that particular foreign operation shall be recognized in the consolidated statement of income.

The Group has determined that the cumulative translation adjustments will not be realized in the foreseeable future. Therefore, the Group does not recognize deferred tax liabilities on its cumulative translation adjustments.

Common Stock

Capital stocks are classified as equity and are recorded at par. Proceeds in excess of par value are recorded as 'Additional paid-in capital' in the consolidated statement of changes in equity.

Incremental costs directly attributable to the issue of new shares or options are shown in equity as a deduction, net of tax, from the proceeds.

Retained Earnings

Retained earnings represent the cumulative balance of periodic net income (loss), dividend distributions, prior period adjustments and effect of changes in accounting policy and capital adjustments.

Other Comprehensive Income

Other comprehensive income comprises items of income and expenses (including items previously presented under the consolidated statements of changes in equity) that are not recognized in the consolidated statement of income for the year in accordance with PFRSs.

Treasury Shares

Treasury shares are recorded at cost and are presented as a deduction from equity. Any consideration paid or received in connection with treasury shares are recognized directly in equity.

When the shares are retired, the capital stock account is reduced by its par value. The excess of cost over par value upon retirement is debited to the following accounts in the order given: (a) additional paid-in capital to the extent of the specific or average additional paid-in capital when the shares were issued, and (b) retained earnings. When shares are sold, the treasury share account is credited and reduced by the weighted average cost of the shares sold. The excess of any consideration over the cost is credited to additional paid-in capital.

Transaction costs incurred such as registration and other regulatory fees, amounts paid to legal, accounting and other professional advisers, printing costs and stamp duties (net of any related income tax benefit) in relation to issuing or acquiring the treasury shares are accounted for as reduction from equity, which is disclosed separately.

No gain or loss is recognized in the consolidated statement of income on the purchase, sale, issue or cancellation of the Group's own equity instruments.

Equity Reserves

Equity reserves arise from transactions in which the proportion of equity held by non-controlling interests changes. These are initially measured as the difference between the amount by which the non-controlling interests were adjusted and the fair value of the consideration paid or received. Equity reserves are attributed to the owners of the Parent Company.



Dividends on Common Stocks

Dividends on common shares are recognized as a liability and deducted from equity when approved by BOD of the Parent Company in the case of cash dividends, and the BOD and shareholders of the Parent Company in the case of stock dividends.

Earnings Per Share (EPS)

Basic EPS is computed by dividing consolidated net income attributable to equity holders of the Parent Company (consolidated net income less dividends on preferred shares) by the weighted average number of common stocks issued and outstanding during the year, adjusted for any subsequent stock dividends declared.

Diluted EPS amounts are calculated by dividing the consolidated net income attributable to equity holders of the Parent Company by the weighted average number of ordinary shares outstanding during the year plus the weighted average number of ordinary shares that would be issued on the conversion of all the dilutive potential ordinary shares into ordinary shares.

Segment Reporting

The Group's operating businesses are organized and managed separately according to the nature of the products and services provided, with each segment representing a strategic business unit that offers different products and serves different markets. Financial information on business segments is presented in Note 6 to the consolidated financial statements.

Events after Reporting Date

Any post year-end event up to the date of approval of the BOD of the consolidated financial statements that provides additional information about the Group's position at reporting date (adjusting event) is reflected in the consolidated financial statements. Any post year-end event that is not an adjusting event is disclosed in the notes to the consolidated financial statements, when material.

Standards Issued but not yet Effective

Pronouncements issued but not yet effective are listed below. Unless otherwise indicated, the Group does not expect that the future adoption of the said pronouncements will have a significant impact on its consolidated financial statements. The Group intends to adopt the following pronouncements when they become effective.

Effective beginning on or after January 1, 2021

- Amendments to PFRS 9, PFRS 7, PFRS 4 and PFRS 16, *Interest Rate Benchmark Reform – Phase 2*

The amendments provide the following temporary reliefs which address the financial reporting effects when an interbank offered rate (IBOR) is replaced with an alternative nearly risk-free interest rate (RFR):

- Practical expedient for changes in the basis for determining the contractual cash flows as a result of IBOR reform
- Relief from discontinuing hedging relationships
- Relief from the separately identifiable requirement when an RFR instrument is designated as a hedge of a risk component



The Group shall also disclose information about:

- The nature and extent of risks to which the entity is exposed arising from financial instruments subject to IBOR reform, and how the entity manages those risks; and
- Their progress in completing the transition to alternative benchmark rates, and how the entity is managing that transition

The amendments are effective for annual reporting periods beginning on or after January 1, 2021 and apply retrospectively, however, the Group is not required to restate prior periods.

Effective beginning on or after January 1, 2022

- *Amendments to PFRS 3, Reference to the Conceptual Framework*
The amendments are intended to replace a reference to the Framework for the Preparation and Presentation of Financial Statements, issued in 1989, with a reference to the Conceptual Framework for Financial Reporting issued in March 2018 without significantly changing its requirements. The amendments added an exception to the recognition principle of PFRS 3, *Business Combinations* to avoid the issue of potential ‘day 2’ gains or losses arising for liabilities and contingent liabilities that would be within the scope of PAS 37, *Provisions, Contingent Liabilities and Contingent Assets* or Philippine-IFRIC 21, *Levies*, if incurred separately.

At the same time, the amendments add a new paragraph to PFRS 3 to clarify that contingent assets do not qualify for recognition at the acquisition date.

The amendments are effective for annual reporting periods beginning on or after January 1, 2022 and apply prospectively.

- *Amendments to PAS 16, Plant and Equipment: Proceeds before Intended Use*
The amendments prohibit entities deducting from the cost of an item of property, plant and equipment, any proceeds from selling items produced while bringing that asset to the location and condition necessary for it to be capable of operating in the manner intended by management. Instead, an entity recognizes the proceeds from selling such items, and the costs of producing those items, in profit or loss.

The amendment is effective for annual reporting periods beginning on or after January 1, 2022 and must be applied retrospectively to items of property, plant and equipment made available for use on or after the beginning of the earliest period presented when the entity first applies the amendment.

The amendments are not expected to have a material impact on the Group.

- *Amendments to PAS 37, Onerous Contracts – Costs of Fulfilling a Contract*
The amendments specify which costs an entity needs to include when assessing whether a contract is onerous or loss-making. The amendments apply a “directly related cost approach”. The costs that relate directly to a contract to provide goods or services include both incremental costs and an allocation of costs directly related to contract activities. General and administrative costs do not relate directly to a contract and are excluded unless they are explicitly chargeable to the counterparty under the contract.



The amendments are effective for annual reporting periods beginning on or after January 1, 2022. The Group will apply these amendments to contracts for which it has not yet fulfilled all its obligations at the beginning of the annual reporting period in which it first applies the amendments.

- *Annual Improvements to PFRSs 2018-2020 Cycle*

- *Amendments to PFRS 1, First-time Adoption of Philippine Financial Reporting Standards, Subsidiary as a first-time adopter*

The amendment permits a subsidiary that elects to apply paragraph D16(a) of PFRS 1 to measure cumulative translation differences using the amounts reported by the parent, based on the parent's date of transition to PFRS. This amendment is also applied to an associate or joint venture that elects to apply paragraph D16(a) of PFRS 1.

The amendment is effective for annual reporting periods beginning on or after January 1, 2022 with earlier adoption permitted. The amendments are not expected to have a material impact on the Group.

- *Amendments to PFRS 9, Financial Instruments, Fees in the '10 per cent' test for derecognition of financial liabilities*

The amendment clarifies the fees that an entity includes when assessing whether the terms of a new or modified financial liability are substantially different from the terms of the original financial liability. These fees include only those paid or received between the borrower and the lender, including fees paid or received by either the borrower or lender on the other's behalf. An entity applies the amendment to financial liabilities that are modified or exchanged on or after the beginning of the annual reporting period in which the entity first applies the amendment.

The amendment is effective for annual reporting periods beginning on or after January 1, 2022 with earlier adoption permitted. The Group will apply the amendments to financial liabilities that are modified or exchanged on or after the beginning of the annual reporting period in which the entity first applies the amendment. The amendments are not expected to have a material impact on the Group.

- *Amendments to PAS 41, Agriculture, Taxation in fair value measurements*

The amendment removes the requirement in paragraph 22 of PAS 41 that entities exclude cash flows for taxation when measuring the fair value of assets within the scope of PAS 41.

An entity applies the amendment prospectively to fair value measurements on or after the beginning of the first annual reporting period beginning on or after January 1, 2022 with earlier adoption permitted. The amendments are not expected to have a material impact on the Group.



Effective beginning on or after January 1, 2023

- Amendments to PAS 1, *Classification of Liabilities as Current or Non-current*
The amendments clarify paragraphs 69 to 76 of PAS 1, *Presentation of Financial Statements*, to specify the requirements for classifying liabilities as current or non-current. The amendments clarify:

- What is meant by a right to defer settlement
- That a right to defer must exist at the end of the reporting period
- That classification is unaffected by the likelihood that an entity will exercise its deferral right
- That only if an embedded derivative in a convertible liability is itself an equity instrument would the terms of a liability not impact its classification

The amendments are effective for annual reporting periods beginning on or after January 1, 2023 and must be applied retrospectively. The Group is currently assessing the impact the amendments will have on current practice and whether existing loan agreements may require renegotiation.

- PFRS 17, *Insurance Contracts*
PFRS 17 is a comprehensive new accounting standard for insurance contracts covering recognition and measurement, presentation and disclosure. Once effective, PFRS 17 will replace PFRS 4, *Insurance Contracts*. This new standard on insurance contracts applies to all types of insurance contracts (i.e., life, non-life, direct insurance and re-insurance), regardless of the type of entities that issue them, as well as to certain guarantees and financial instruments with discretionary participation features. A few scope exceptions will apply.

The overall objective of PFRS 17 is to provide an accounting model for insurance contracts that is more useful and consistent for insurers. In contrast to the requirements in PFRS 4, which are largely based on grandfathering previous local accounting policies, PFRS 17 provides a comprehensive model for insurance contracts, covering all relevant accounting aspects. The core of PFRS 17 is the general model, supplemented by:

- A specific adaptation for contracts with direct participation features (the variable fee approach)
- A simplified approach (the premium allocation approach) mainly for short-duration contracts

PFRS 17 is effective for reporting periods beginning on or after January 1, 2023, with comparative figures required. Early application is permitted. The amendments are not expected to have an impact on the Group.

Deferred effectivity

- Amendments to PFRS 10, *Consolidated Financial Statements*, and PAS 28, *Sale or Contribution of Assets between an Investor and its Associate or Joint Venture*
The amendments address the conflict between PFRS 10 and PAS 28 in dealing with the loss of control of a subsidiary that is sold or contributed to an associate or joint venture. The amendments clarify that a full gain or loss is recognized when a transfer to an associate or joint venture involves a business as defined in PFRS 3. Any gain or loss resulting from the sale or contribution of assets that does not constitute a business, however, is recognized only to the extent of unrelated investors' interests in the associate or joint venture.



On January 13, 2016, the Financial Reporting Standards Council deferred the original effective date of January 1, 2016 of the said amendments until the International Accounting Standards Board (IASB) completes its broader review of the research project on equity accounting that may result in the simplification of accounting for such transactions and of other aspects of accounting for associates and joint ventures.

3. Significant Accounting Judgments and Estimates

The preparation of the consolidated financial statements in compliance with PFRSs requires the Group to make estimates and assumptions that affect the reported amounts of assets, liabilities, income and expenses and disclosure of contingent assets and contingent liabilities. Future events may occur which will cause the assumptions used in arriving at the estimates to change. The effects of any change in estimates are reflected in the consolidated financial statements as they become reasonably determinable.

Judgments and estimates are continually evaluated and are based on historical experience and other factors, including expectations of future events that are believed to be reasonable under the circumstances.

Judgments

In the process of applying the Group's accounting policies, management has made the following judgments, apart from those involving estimations, which have the most significant effect on the amounts recognized in the consolidated financial statements:

a. Revenue recognition on sale of goods and services

Revenue recognition under PFRS 15 involves the application of significant judgment and estimation in the: (a) identification of the contract for sale of goods that would meet the requirements of PFRS 15; (b) assessment of performance obligation and the probability that the Group will collect the consideration from the buyer; (c) determining method to estimate variable consideration and assessing the constraint; and (d) recognition of revenue as the Group satisfies the performance obligation.

i. Existence of a contract

The Group enters into a contract with customer through an approved purchase order which constitutes a valid contract as specific details such as the quantity, price, contract terms and their respective obligations are clearly identified. In the case of sales to key accounts and distributors, the combined approved purchase order and trading terms agreement/exclusive distributorship agreement constitute a valid contract.

ii. Identifying performance obligation

The Group identifies performance obligations by considering whether the promised goods or services in the contract are distinct goods or services. A good or service is distinct when the customer can benefit from the good or service on its own or together with other resources that are readily available to the customer and the Group's promise to transfer the good or service to the customer is separately identifiable from the other promises in the contract.

Based on management assessment, other than the sale of goods and services, no other performance obligations were identified except in the case of milling revenue.



iii. *Recognition of revenue as the Group satisfies the performance obligation*

The Group recognizes its revenue for all revenue streams at a point in time, when the goods are sold and delivered and when services are already rendered. In addition, part of the assessment process of the Group before revenue recognition is to assess the probability that the Group will collect the consideration to which it will be entitled in exchange for the goods sold that will be transferred to the customer.

iv. *Method to estimate variable consideration and assess constraint*

The Group uses historical experience with key accounts and distributors from the past 12 months to determine the expected value of rights of return and constrain the consideration under the contract accordingly.

v. *Recognition of milling revenue under output sharing agreement and cane purchase agreement*

The Group applies both output sharing agreement and cane purchase agreement in relation to milling operations. Under output sharing agreement, milling revenue is recognized based on the fair value of the millshare at average raw sugar selling price on the month with sugar production after considering in-purchase, which represents cane purchase agreement. Under cane purchase agreement, the Group purchases raw sugar from the traders and/or planters. The in-purchase rate is derived by determining the total raw sugar purchases and the total planters' share. Raw production costs are allocated systematically based on the output sharing and cane purchase agreement rates.

b. *Contingencies*

The Group is currently involved in various legal proceedings. The estimate of the probable costs for the resolution of these claims has been developed in consultation with outside counsel handling the defense in these matters and is based upon an analysis of potential results. The Group currently does not believe these proceedings will have a material effect on the Group's consolidated financial position. It is possible, however, that future results of operations could be materially affected by changes in the estimates or in the effectiveness of the strategies relating to these proceedings.

c. *Determining whether it is reasonably certain that a renewal and termination option will be exercised - the Group as a lessee*

The Group determines the lease term as the non-cancellable term of the lease, together with any periods covered by an option to renew the lease if it is reasonably certain to be exercised, or any periods covered by an option to terminate the lease, if it is reasonably certain not to be exercised.

The Group has several lease contracts that include renewal and termination options. The Group applies judgment in evaluating whether it is reasonably certain to exercise the option to renew or terminate the lease. That is, it considers all relevant factors that create an economic incentive for it to exercise the renewal or termination. After the commencement date, the Group reassesses the lease term if there is a significant event or change in circumstances that is within its control and affects its ability to exercise (or not to exercise) the option to renew or terminate (e.g., a change in business strategy).

The Group included the renewal period as part of the lease term for leases, together with any periods covered by an option to renew the lease if it is reasonably certain to be exercised, or any periods covered by an option to terminate the lease, if it is reasonably certain not to be exercised. The Group did not include the option to renew nor the option to terminate the lease in the lease term as the Group assessed that it is not reasonably certain that these options will be exercised.



d. Assessment of retention of control

The Group determined that it has retained control over UHC, following the sale of 40% of its ownership interest in UHC to Intersnack. The Group considered the impact of the terms and conditions of the shareholders' agreement and other related agreements, and assessed that it still has control over UHC. URC retained control because it still has:

- (i) power over UHC through URC's representation in UHC's BOD;
- (ii) exposure or rights to variable returns from its involvement with UHC; and
- (iii) the ability to use its power to direct UHC's decision-making over its operations (i.e., the ability to direct the relevant activities of UHC), in order to affect its returns from UHC.

e. Accounting for the call option

The Group issued a purchase option as part of its transaction to sell 40% of its ownership interest in UHC to Intersnack. Based on its assessment of the terms of the instrument reflected in the shareholders' agreement, the option should be accounted for as a derivative liability under PFRS 9, *Financial Instruments*. The Group considered the following:

- (i) The option holder has no present access to the returns associated with the shares subject to the call option; and
- (ii) The option will not be settled with the payment by the option holder of a fixed amount of cash because of certain contractual terms of the option.

f. Assessment of elements of a business

The Group determined that its acquisition of properties in La Carlota City should be accounted for as a purchase of assets. The Group considered the terms and conditions of the asset purchase agreement and other related agreements, and assessed that the properties acquired do not meet the elements of a business because:

- (i) there were no outputs as of acquisition date;
- (ii) the inputs acquired do not include an organized workforce; and
- (iii) no substantive processes were acquired either as part of the terms of the agreements or through the intellectual capacity of any organized workforce.

Estimates

The key assumptions concerning the future and other sources of estimation uncertainty at the financial position date that have a significant risk of causing a material adjustment to the carrying amounts of assets and liabilities within the next financial year are discussed below.

a. Assessment for ECL on trade receivables

The Group, applying the simplified approach in the computation of ECL, initially uses a provision matrix based on historical default rates for trade receivables. The provision matrix specifies provision rates depending on the number of days that a trade receivable is past due. The Group also uses appropriate groupings if its historical credit loss experience shows significantly different loss patterns for different customer segments. The Group then adjusts the historical credit loss experience with forward-looking information on the basis of current observable data affecting each customer segment to reflect the effects of current and forecasted economic conditions.

The Group adjusts historical default rates to forward-looking default rate by determining the closely related economic factor affecting each customer segment. The Group regularly reviews the methodology and assumptions used for estimating ECL to reduce any differences between estimates and actual credit loss experience.



The determination of the relationship between historical default rates and forecasted economic conditions is a significant accounting estimate. Accordingly, the provision for ECL on trade receivables is sensitive to changes in assumptions about forecasted economic conditions.

The Group has assessed that the ECLs on trade receivables is not material because significant amount of its receivables are normally collected within one year. The carrying amount of trade receivables is ₱13.7 billion and ₱13.6 billion as at December 31, 2020 and 2019, respectively (see Note 10).

b. Assessment for ECL on Other Financial Assets at Amortized Cost

The Group determines the allowance for ECL using general approach based on the probability-weighted estimate of the present value of all cash shortfalls over the expected life of other financial assets at amortized cost. ECL is provided for credit losses that result from possible default events within the next 12 months unless there has been an SICR since initial recognition in which case lifetime ECLs are provided.

When determining if there has been a significant increase in credit risk, the Group considers reasonable and supportable information that is available without undue cost or effort and that is relevant for the particular financial instrument being assessed such as, but not limited to, the following factors:

- Actual or expected external and internal credit rating downgrade;
- Existing or forecasted adverse changes in business, financial or economic conditions; and,
- Actual or expected significant adverse changes in the operating results of the borrower.

The Group also considers financial assets that are more than 90 days past due to be the latest point at which lifetime ECL should be recognized unless it can demonstrate that this does not represent an SICR such as when non-payment was an administrative oversight rather than resulting from financial difficulty of the borrower.

The Group has assessed that the ECL on other financial assets at amortized cost is not material because the transactions with respect to these financial assets were entered into by the Group only with reputable banks and companies with good credit standing and relatively low risk of defaults. Accordingly, no provision for ECL on other financial assets at amortized cost was recognized in 2020 and 2019.

c. Determination of fair values less estimated costs to sell of biological assets

The fair values of biological assets are determined based on current market prices of livestock of similar age, breed and genetic merit. Costs to sell include commissions to brokers and dealers, nonrefundable transfer taxes and duties. Costs to sell exclude transport and other costs necessary to get the biological assets to the market. The fair values are reviewed and updated if expectations differ from previous estimates due to changes brought by both physical change and price changes in the market. It is possible that future results of operations could be materially affected by changes in these estimates brought about by the changes in factors mentioned.

As of December 31, 2020 and 2019, the Group's biological assets carried at fair values less estimated costs to sell amounted to ₱234.3 million and ₱957.6 million, respectively (see Note 14). For the years ended December 31, 2020, 2019 and 2018, the Group recognized changes in the fair value less costs to sell of biological assets amounting to ₱37.0 million gain, ₱70.2 million loss, and ₱467.5 million loss, respectively (see Note 14). Changes in fair value of biological assets are recognized in the consolidated statements of income.



d. *Impairment of goodwill and intangible assets with indefinite useful lives*

The Group performed its annual impairment test on its goodwill and other intangible assets with indefinite useful lives as of reporting date. The recoverable amounts of the intangible assets were determined based on value in use calculations using cash flow projections from financial budgets approved by management covering a five-year period. The following assumptions were also used in computing value in use:

Growth rate estimates - growth rates include revenue growth and terminal growth rates that are based on experiences and strategies developed for the various subsidiaries. The prospect for the industry was also considered in estimating the growth rates.

Discount rates - discount rates were estimated based on the industry weighted average cost of capital, which includes the cost of equity and debt after considering the gearing ratio.

Value-in-use is most sensitive to changes in discount rate and growth rate.

As of December 31, 2020 and 2019, the balance of the Group's goodwill and intangible assets with indefinite useful lives and accumulated impairment losses follow:

	2020	2019
Goodwill (Note 15)	₱31,194,495,817	₱31,194,495,817
Intangible assets (Note 15)	11,599,843,220	11,673,128,525

e. *Assessment of impairment of nonfinancial assets*

The Group assesses the impairment of its nonfinancial assets (i.e., property, plant and equipment, right-of-use assets, investment properties, investments in joint venture and intangible assets with finite useful lives) whenever events or changes in circumstances indicate that the carrying amount of an asset may not be recoverable.

The factors that the Group considers important which could trigger an impairment review include the following:

- Market interest rates or other market rates of return on investments have increased during the period, and those increases are likely to affect the discount rate used in calculating the asset's value in use and decrease the asset's recoverable amount materially;
- Significant underperformance relative to expected historical or projected future operating results;
- Significant changes in the manner of use of the acquired assets or the strategy for overall business such as plans to discontinue or restructure the operation to which an asset belongs; and
- Significant negative industry or economic trends.

The Group determines an impairment loss whenever the carrying amount of an asset exceeds its recoverable amount, which is the higher of its fair value less costs to sell and its value in use. The fair value less costs to sell calculation is based on available data from recent, binding sales transactions in an arm's length transaction of similar assets or observable market prices less incremental costs for disposing of the asset. The value in use calculation is based on a discounted cash flow model. The cash flows are derived from the budget for the next five years and do not include restructuring activities that the Group is not yet committed to or significant future investments that will enhance the asset base of the cash-generating unit being tested. The recoverable amount is most sensitive to the discount rate used for the discounted cash flow model as well as the expected future cash inflows and the growth rate used for extrapolation purposes.



For the years ended December 31, 2020 and 2019, the Group did not recognize any impairment losses on its property, plant and equipment (see Note 13), right-of-use assets (see Note 36), investment properties (see Note 17), goodwill and its other intangible assets (see Note 15). For the year ended December 31, 2018, the Group recognized impairment losses on its goodwill and property, plant and equipment amounting to ₱17.6 million and ₱1.7 million, respectively. No impairment was recognized for its right-of-use assets, investment properties and other intangibles.

As of December 31, 2020 and 2019, the balances of the Group's nonfinancial assets with finite useful lives, excluding biological assets, net of accumulated depreciation, amortization and impairment losses follow:

	2020	2019
Property, plant and equipment (Note 13)	₱58,989,613,043	₱54,626,409,715
Right-of-use assets (Note 36)	6,015,980,376	3,613,579,513
Intangible assets (Note 15)	1,811,906,549	1,885,191,854
Investments in joint ventures (Note 16)	386,494,519	421,625,100
Investment properties (Note 17)	29,962,148	33,173,512

f. Determination of the fair value of intangible assets and property, plant and equipment acquired in a business combination

The Group measures the identifiable assets and liabilities acquired in a business combination at fair value at the date of acquisition.

The fair value of the intangible assets acquired in a business combination is determined based on the net sales forecast attributable to the intangible assets, growth rate estimates and royalty rates using comparable license agreements. Royalty rates are based on the estimated arm's length royalty rate that would be paid for the use of the intangible assets. Growth rate estimate includes long-term growth rate and terminal growth rate applied to future cash flows beyond the projection period.

The fair value of property, plant and equipment acquired in a business combination is determined based on comparable properties after adjustments for various factors such as location, size and shape of the property (see Note 13). Cost information and current prices of comparable equipment are also utilized to determine the fair value of equipment.

g. Estimation of pension and other benefits costs

The determination of the obligation and cost of pension and other employee benefits is dependent on the selection of certain assumptions used in calculating such amounts. Those assumptions include, among others, discount rates and salary increase rates (see Note 31). Actual results that differ from the Group's assumptions are accumulated and amortized over future periods and therefore, generally affect the recognized expense and recorded obligation in such future periods.

The present value of the defined benefit obligation is determined by discounting the estimated future cash outflows using interest rates of Philippine government bonds with terms consistent with the expected employee benefit payout as of reporting date.

The mortality rate is based on publicly available mortality tables for the specific country and is modified accordingly with estimates of mortality improvements. Future salary increases and pension increases are based on expected future salary increase rates of the Group.

As of December 31, 2020 and 2019, the balance of the Group's present value of defined benefit obligations and other benefits is shown in Note 31 to the consolidated financial statements.



h. Recognition of deferred income tax assets

The Group reviews the carrying amounts of its deferred income taxes at each reporting date and reduces the deferred tax assets to the extent that it is no longer probable that sufficient taxable income will be available to allow all or part of the deferred tax assets to be utilized. However, there is no guarantee that the Group will generate sufficient taxable income to allow all or part of the deferred tax assets to be utilized.

As of December 31, 2020 and 2019, the Group recognized net deferred tax assets amounting to ₱555.1 million and ₱620.2 million, respectively (see Note 32), as the Group believes sufficient taxable income will allow these deferred tax assets to be utilized.

Net deferred tax liabilities amounted to ₱3.8 billion and ₱3.9 billion as of December 31, 2020 and 2019, respectively (see Note 32).

The recognized and unrecognized deferred tax assets for the Group are disclosed in Note 32.

i. Valuation of ROU assets and lease liabilities

The application of PFRS 16 requires the Group to make assumptions that affect the valuation of its ROU assets and lease liabilities. These include determining the length of the lease term and determining the interest rate to be used for discounting future cash flows.

Lease term. The lease term determined by the Group comprises non-cancellable period of lease contracts, together with any periods covered by an option to extend the lease if it is reasonably certain to be exercised, or any periods covered by an option to terminate the lease, if it is reasonably certain not to be exercised. For lease contracts with indefinite term, the Group estimates the length of the contract to be equal to the economic useful life of noncurrent assets located in the leased property and physically connected with it or determines the length of the contract to be equal to the average or typical market contract term of particular type of lease. The same economic useful life is applied to determine the depreciation rate of ROU assets.

Discount rate. The Company cannot readily determine the interest rate implicit in the lease, therefore it uses its incremental borrowing rate (IBR) to measure lease liabilities. The IBR is determined using the rate of interest rate swap applicable for currency of the lease contract and for similar tenor, corrected by the average credit spread of entities with rating similar to the Group's rating, observed in the period when the lease contract commences or is modified.

j. COVID-19 Pandemic

The COVID-19 pandemic did not have a significant impact on the Group's business operations. The operations in the Philippines and other areas around the world remain fully operational with no major disruptions recorded to date.

To ensure ongoing impacts of COVID-19 have been appropriately reflected in the Group's consolidated financial statements, the Group has assessed the impact of COVID-19 as follows:

- Collectability of accounts with customers continues to be closely monitored. A material change in the provision for impairment of trade receivables has not been identified.
- The cash flow projections used in the impairment testing for goodwill and intangible assets with indefinite lives include the Group's best estimates of any potential future impact from the COVID-19 pandemic.
- The market data used by the Group in other estimates (such as market risk, risk free borrowing rates, and data of comparable companies) are the latest available data, which already include the economic effects of the pandemic



- The Group has also considered the increase uncertainty in determining key assumptions within the assessment of future taxable income of the entities of the Group upon which recognition of the deferred tax assets is assessed, including forecast of revenue and expenses, among others.

The Group continues to monitor the risks and the ongoing impacts of COVID-19 on its business.

4. Financial Risk Management Objectives and Policies

The Group's principal financial instruments, other than derivative financial instruments, comprise cash and cash equivalents, financial assets at FVTPL, financial assets at FVOCI, and interest-bearing loans and other borrowings. The main purpose of these financial instruments is to finance the Group's operations and related capital expenditures. The Group has various other financial assets and financial liabilities, such as trade receivables and payables which arise directly from its operations. One of the Group's subsidiaries is a counterparty to derivative contracts. These derivatives are entered into as a means of reducing or managing their respective foreign exchange exposures.

The BOD of the Parent Company and its subsidiaries review and approve policies for managing each of these risks and they are summarized below, together with the related risk management structure.

Risk Management Structure

The Group's risk management structure is closely aligned with that of the Ultimate Parent Company. The BOD of the Parent Company and the respective BODs of each subsidiary are ultimately responsible for the oversight of the Group's risk management processes that involve identifying, measuring, analyzing, monitoring and controlling risks.

The risk management framework encompasses environmental scanning, the identification and assessment of business risks, development of risk management strategies, design and implementation of risk management capabilities and appropriate responses, monitoring risks and risk management performance, and identification of areas and opportunities for improvement in the risk management process.

The BOD has created the board-level Audit Committee (AC) to spearhead the managing and monitoring of risks.

AC

The AC shall assist the Group's BOD in its fiduciary responsibility for the over-all effectiveness of risk management systems, and both the internal and external audit functions of the Group. Furthermore, it is also the AC's purpose to lead in the general evaluation and to provide assistance in the continuous improvements of risk management, control and governance processes.

The AC also aims to ensure that:

- a. financial reports comply with established internal policies and procedures, pertinent accounting and auditing standards and other regulatory requirements;
- b. risks are properly identified, evaluated and managed, specifically in the areas of managing credit, market, liquidity, operational, legal and other risks, and crisis management;
- c. audit activities of internal and external auditors are done based on plan and deviations are explained through the performance of direct interface functions with the internal and external auditors; and
- d. the Group's BOD is properly assisted in the development of policies that would enhance the risk management and control systems.



Enterprise Risk Management Group (ERMG)

The ERMG was created to be primarily responsible for the execution of the enterprise risk management framework. The ERMG's main concerns include:

- a. recommending risk policies, strategies, principles, framework and limits;
- b. managing fundamental risk issues and monitoring of relevant risk decisions;
- c. providing support to management in implementing the risk policies and strategies; and
- d. developing a risk awareness program.

Corporate Governance Compliance Officer

Compliance with the principles of good corporate governance is also one of the primary objectives of the BOD. To assist the BOD in achieving this purpose, the BOD has designated a Compliance Officer who shall be responsible for monitoring the actual compliance with the provisions and requirements of the Corporate Governance Manual and other requirements on good corporate governance, identifying and monitoring control compliance risks, determining violations and recommending penalties on such infringements for further review and approval of the BOD, among others.

Day-to-day risk management functions

At the business unit or company level, the day-to-day risk management functions are handled by four (4) different groups, namely:

- a. Risk-taking personnel. This group includes line personnel who initiate and are directly accountable for all risks taken.
- b. Risk control and compliance. This group includes middle management personnel who perform the day-to-day compliance check to approved risk policies and risk mitigation decisions.
- c. Support. This group includes back office personnel who support the line personnel.
- d. Risk management. This group pertains to the business unit's Management Committee which makes risk mitigating decisions within the enterprise-wide risk management framework.

Enterprise Resource Management (ERM) Framework

The Parent Company's BOD is also responsible for establishing and maintaining a sound risk management framework and is accountable for risks taken by the Parent Company. The Parent Company's BOD also shares the responsibility with the ERMG in promoting the risk awareness program enterprise-wide.

The ERM framework revolves around the following eight interrelated risk management approaches:

- a. Internal Environmental Scanning. It involves the review of the overall prevailing risk profile of the business unit to determine how risks are viewed and addressed by management. This is presented during the strategic planning, annual budgeting and mid-year performance reviews of the Group.
- b. Objective Setting. The Group's BOD mandates the business unit's management to set the overall annual targets through strategic planning activities, in order to ensure that management has a process in place to set objectives which are aligned with the Group's goals.
- c. Event Identification. It identifies both internal and external events affecting the Group's set targets, distinguishing between risks and opportunities.
- d. Risk Assessment. The identified risks are analyzed relative to the probability and severity of potential loss which serves as a basis for determining how the risks should be managed. The risks are further assessed as to which risks are controllable and uncontrollable, risks that require management's attention, and risks which may materially weaken the Group's earnings and capital.



- e. Risk Response. The Group's BOD, through the oversight role of the ERMG, approves the business unit's responses to mitigate risks, either to avoid, self-insure, reduce, transfer or share risk.
- f. Control Activities. Policies and procedures are established and approved by the Group's BOD and implemented to ensure that the risk responses are effectively carried out enterprise-wide.
- g. Information and Communication. Relevant risk management information are identified, captured and communicated in form and substance that enable all personnel to perform their risk management roles.
- h. Monitoring. The ERMG, Internal Audit Group, Compliance Office and Business Assessment Team constantly monitor the management of risks through risk limits, audit reviews, compliance checks, revalidation of risk strategies and performance reviews.

Risk management support groups

The Group's BOD created the following departments within the Group to support the risk management activities of the Parent Company and the other business units:

- a. Corporate Security and Safety Board (CSSB). Under the supervision of ERMG, the CSSB administers enterprise-wide policies affecting physical security of assets exposed to various forms of risks.
- b. Corporate Supplier Accreditation Team (CORPSAT). Under the supervision of ERMG, the CORPSAT administers enterprise-wide procurement policies to ensure availability of supplies and services of high quality and standards to all business units.
- c. Corporate Management Services (CMS). The CMS is responsible for the formulation of enterprise-wide policies and procedures.
- d. Corporate Planning (CORPLAN). The CORPLAN is responsible for the administration of strategic planning, budgeting and performance review processes of business units.
- e. Corporate Insurance Department (CID). The CID is responsible for the administration of the insurance program of business units concerning property, public liability, business interruption, money and fidelity, and employer compensation insurances, as well as, in the procurement of performance bonds.

Risk Management Policies

The main risks arising from the use of financial instruments are credit risk, liquidity risk and market risks such as foreign currency risk, equity price risk and interest rate risk. The Group's policies for managing the aforementioned risks are summarized below.

Credit risk

Credit risk is the risk that one party to a financial instrument will fail to discharge an obligation and cause the other party to incur a financial loss. The Group trades only with recognized and creditworthy third parties. It is the Group's policy that all customers who wish to trade on credit terms are subject to credit verification procedures. The Credit Management Division (CMD) of the Group continuously provides credit notification and implements various credit actions, depending on assessed risks, to minimize credit exposure. Receivable balances of trade customers are being monitored on a regular basis and appropriate credit treatments are executed for overdue accounts. Likewise, other receivable balances are also being monitored and subjected to appropriate actions to manage credit risk.

With respect to credit risk arising from the other financial assets of the Group, which comprise cash and cash equivalents, the Group's exposure to credit risk arises from default of the counterparty with a maximum exposure equal to the carrying amount of these instruments.



a. Credit risk exposure

With respect to credit risk arising from financial assets of the Group, which comprise cash and cash equivalents and receivables, the Group's maximum exposure to credit risk is equal to its carrying amount as of December 31, 2020 and 2019, except for the Group's trade receivables as of December 31, 2020 and 2019 with carrying value of ₱13.7 billion and ₱13.6 billion, respectively, and collateral with fair value amounting to ₱2.3 billion and ₱2.9 billion as of December 31, 2020 and 2019, respectively, resulting to net exposure of ₱11.4 billion and ₱10.7 billion, respectively.

The collateral securities related to the Group's trade receivables consist of standby letters of credit. The Group holds no other collateral or guarantee that would reduce the maximum exposure to credit risk.

b. Risk concentrations of the maximum exposure to credit risk

Concentrations arise when a number of counterparties are engaged in similar business activities or activities in the same geographic region or have similar economic features that would cause their ability to meet contractual obligations to be similarly affected by changes in economic, political or other conditions. Concentrations indicate the relative sensitivity of the Group's performance to developments affecting a particular industry or geographical location. Such credit risk concentrations, if not properly managed, may cause significant losses that could threaten the Group's financial strength and undermine public confidence.

In order to avoid excessive concentrations of risk, identified concentrations of credit risks are controlled and managed in accordance with the Group's policies and procedures.

i. Concentration by geographical location

The Group's credit risk exposures as of December 31, 2020 and 2019 before taking into account any collateral held or other credit enhancements are categorized by geographic location follow:

	2020						Total
	Philippines	Asia	New Zealand	Australia	United States	Others	
Cash and cash equivalents* (Note 7)	₱7,901,208,004	₱8,479,302,955	₱1,109,266,434	₱1,315,087,410	₱-	₱-	₱18,804,864,803
Receivables (Note 10):							
Trade receivables	8,234,367,066	2,619,538,241	896,055,554	1,965,709,767	-	979,342	13,716,649,970
Due from related parties	835,512,682	68,826,811	-	-	-	-	904,339,493
Advances to officers and employees	140,876,064	6,317,086	-	-	-	-	147,193,150
Interest receivable	24,872,980	22,777,739	-	-	-	-	47,650,719
Non-trade and other receivables	1,527,849,086	34,126,797	16,113,438	202,342,005	-	-	1,780,431,326
	₱18,664,685,882	₱11,230,889,629	₱2,021,435,426	₱3,483,139,182	₱-	₱979,342	₱35,401,129,461

* Excludes cash on hand

	2019						Total
	Philippines	Asia	New Zealand	Australia	United States	Others	
Cash and cash equivalents* (Note 7)	₱4,855,565,370	₱13,679,076,047	₱964,614,414	₱918,069,813	₱-	₱-	₱20,417,325,644
Receivables (Note 10):							
Trade receivables	7,976,316,071	2,697,022,456	797,891,165	2,046,033,051	14,326,882	57,252,232	13,588,841,857
Due from related parties	893,959,761	98,963,264	-	-	-	-	992,923,025
Advances to officers and employees	128,606,887	9,345,770	-	-	-	-	137,952,657
Interest receivable	16,187,764	29,991,003	-	-	-	-	46,178,767
Non-trade and other receivables	1,092,220,854	66,929,330	15,920,630	57,990,804	-	-	1,233,061,618
	₱14,962,856,707	₱16,581,327,870	₱1,778,426,209	₱3,022,093,668	₱14,326,882	₱57,252,232	₱36,416,283,568

* Excludes cash on hand



ii. Concentration by industry

The tables below show the industry sector analysis of the Group's financial assets as of December 31, 2020 and 2019 before taking into account any collateral held or other credit enhancements.

	2020					Total
	Manufacturing	Financial Intermediaries	Petrochemicals	Tele-Communication	Others*	
Cash and cash equivalents** (Note 7)	P-	P18,804,864,803	P-	P-	P-	P18,804,864,803
Receivables (Note 10):						
Trade receivables	13,298,472,064	-	14,096,903	-	404,081,003	13,716,649,970
Due from related parties	214,744,158	28,728,789	-	-	660,866,546	904,339,493
Advances to officers and employees	130,311,475	-	-	-	16,881,675	147,193,150
Interest receivable	-	47,650,719	-	-	-	47,650,719
Non-trade and other receivables	987,421,358	82,106,561	126,311,768	8,491,617	576,100,022	1,780,431,326
	P14,630,949,055	P18,963,350,872	P140,408,671	P8,491,617	P1,657,929,246	P35,401,129,461

*Includes real estate, agriculture, automotive, mining and electrical industries

**Excludes cash on hand

	2019					Total
	Manufacturing	Financial Intermediaries	Petrochemicals	Tele-Communication	Others*	
Cash and cash equivalents** (Note 7)	P-	P20,417,325,644	P-	P-	P-	P20,417,325,644
Receivables (Note 10):						
Trade receivables	13,040,437,910	-	6,631,851	-	541,772,096	13,588,841,857
Due from related parties	108,163,925	33,539,220	-	-	851,219,880	992,923,025
Advances to officers and employees	114,038,433	-	-	-	23,914,224	137,952,657
Interest receivable	-	46,178,767	-	-	-	46,178,767
Non-trade and other receivables	898,069,310	41,685,016	58,003,442	6,249,876	229,053,974	1,233,061,618
	P14,160,709,578	P20,538,728,647	P64,635,293	P6,249,876	P1,645,960,174	P36,416,283,568

*Includes real estate, agriculture, automotive, mining and electrical industries

**Excludes cash on hand

iii. Credit quality per class of financial assets

The tables below show the credit quality by class of financial assets as of December 31, 2020 and 2019, gross of allowance for credit losses:

	2020				Total
	Neither Past Due nor Impaired			Past Due or Individually Impaired	
	High Grade	Standard Grade	Substandard Grade		
Cash and cash equivalents* (Note 7)	P18,804,864,803	P-	P-	P-	P18,804,864,803
Receivables (Note 10):					
Trade receivables	11,497,989,212	-	-	2,391,909,878	13,889,899,090
Due from related parties	904,339,493	-	-	-	904,339,493
Advances to officers and employees	17,707,080	97,685,845	-	51,446,907	166,839,832
Interest receivable	47,437,656	-	-	213,063	47,650,719
Non-trade and other receivables	460,186,419	479,220,083	-	1,030,348,518	1,969,755,020
	P31,732,524,663	P576,905,928	P-	P3,473,918,366	P35,783,348,957

*Excludes cash on hand

	2019				Total
	Neither Past Due nor Impaired			Past Due or Individually Impaired	
	High Grade	Standard Grade	Substandard Grade		
Cash and cash equivalents* (Note 7)	P20,417,325,644	P-	P-	P-	P20,417,325,644
Receivables (Note 10):					
Trade receivables	11,921,969,017	-	-	1,806,951,997	13,728,921,014
Due from related parties	992,923,025	-	-	-	992,923,025
Advances to officers and employees	18,752,307	95,955,364	-	42,891,668	157,599,339
Interest receivable	45,288,161	-	-	890,606	46,178,767
Non-trade and other receivables	495,422,939	327,096,227	-	599,866,146	1,422,385,312
	P33,891,681,093	P423,051,591	P-	P2,450,600,417	P36,765,333,101

*Excludes cash on hand

High grade cash and cash equivalents are short-term placements and working cash fund placed, invested, or deposited in foreign and local banks belonging to the top ten (10) banks, including an affiliated bank, in the Philippines in terms of resources and profitability.



Other high-grade accounts are accounts considered to be high value. The counterparties have a very remote likelihood of default and have consistently exhibited good paying habits.

Standard grade accounts are active accounts with minimal to regular instances of payment default, due to ordinary/common collection issues. These accounts are typically not impaired as the counterparties generally respond to credit actions and update their payments accordingly.

Substandard grade accounts are accounts which have probability of impairment based on historical trend. These accounts show propensity to default in payment despite regular follow-up actions and extended payment terms.

iv. Credit risk under general approach and simplified approach

	2020			
	General Approach			Simplified Approach
	Stage 1	Stage 2	Stage 3	
Cash and cash equivalents* (Note 7)	₱18,804,864,803	₱-	₱-	₱-
Receivables (Note 10):				
Trade receivables	-	-	-	13,889,899,090
Due from related parties	904,339,493	-	-	-
Advances to officers and employees	147,193,150	-	19,646,682	-
Interest receivable	47,650,719	-	-	-
Non-trade and other receivables	939,406,502	841,024,824	189,323,694	-
Total financial assets at amortized cost	₱20,843,454,667	₱841,024,824	₱208,970,376	₱13,889,899,090

*Excludes cash on hand

	2019			
	General Approach			Simplified Approach
	Stage 1	Stage 2	Stage 3	
Cash and cash equivalents* (Note 7)	₱20,417,325,644	₱-	₱-	₱-
Receivables (Note 10):				
Trade receivables	-	-	-	13,728,921,014
Due from related parties	992,923,025	-	-	-
Advances to officers and employees	137,952,657	-	19,646,682	-
Interest receivable	46,178,767	-	-	-
Non-trade and other receivables	822,519,166	410,542,452	189,323,694	-
Total financial assets at amortized cost	₱22,416,899,259	₱410,542,452	₱208,970,376	₱13,728,921,014

*Excludes cash on hand

v. Aging analysis

An aging analysis of the Group's past due or individually impaired receivables as of December 31, 2020 and 2019 is as follows:

	2020					Total
	Past Due but Not Impaired				Impaired Financial Assets	
	Less than 30 Days	30 to 60 Days	60 to 90 Days	Over 90 Days		
Trade receivables	₱1,855,893,993	₱185,907,376	₱34,650,801	₱142,208,588	₱173,249,120	₱2,391,909,878
Advances to officers and employees	3,506,619	2,937,030	3,435,645	21,920,931	19,646,682	51,446,907
Nontrade and other receivables	24,318,197	77,177,011	112,341,800	627,400,879	189,323,694	1,030,561,581
Balances at end of year	₱1,883,718,809	₱266,021,417	₱150,428,246	₱791,530,398	₱382,219,496	₱3,473,918,366

	2019					Total
	Past Due but Not Impaired				Impaired Financial Assets	
	Less than 30 Days	30 to 60 Days	60 to 90 Days	Over 90 Days		
Trade receivables	₱1,367,303,271	₱174,080,784	₱10,999,967	₱114,488,818	₱140,079,157	₱1,806,951,997
Advances to officers and employees	1,855,835	2,216,849	1,545,750	17,626,552	19,646,682	42,891,668
Nontrade and other receivables	43,354,114	38,265,148	78,479,509	251,334,287	189,323,694	600,756,752
Balances at end of year	₱1,412,513,220	₱214,562,781	₱91,025,226	₱383,449,657	₱349,049,533	₱2,450,600,417



Liquidity risk

Liquidity risk is the risk of not being able to meet funding obligation such as the repayment of liabilities or payment of asset purchases as they fall due. The Group's liquidity management involves maintaining funding capacity to finance capital expenditures and service maturing debts, and to accommodate any fluctuations in asset and liability levels due to changes in the Group's business operations or unanticipated events created by customer behavior or capital and financial market conditions. The Group maintains a level of cash and cash equivalents deemed sufficient to finance its operations. It also maintains a portfolio of highly marketable and diverse financial assets that assumed to be easily liquidated in the event of an unforeseen interruption of cash flow. The Group also has committed lines of credit that it can access to meet liquidity needs. As part of its liquidity risk management, the Group regularly evaluates its projected and actual cash flows. It also continuously assesses conditions in the financial markets for opportunities to pursue fund raising activities. Fund raising activities may include obtaining bank loans and capital market issues both onshore and offshore.

Maturity Profile of Financial Liabilities

The tables below summarize the maturity profile of the Group's financial liabilities as of December 31, 2020 and 2019 based on the remaining undiscounted contractual cash flows.

	2020					Total
	On Demand	1 to 3 Months	3 to 12 Months	1 to 5 Years	More than 5 years	
Accounts payable and other accrued liabilities:						
Trade payable and accrued expenses*	₱10,152,273,623	₱13,442,772,930	₱674,819,862	₱-	₱-	₱24,269,866,415
Due to related parties	140,590,767	-	-	-	-	140,590,767
Short-term debts**	-	2,670,717,615	-	-	-	2,670,717,615
Trust receipts payable**	-	7,462,894,566	-	-	-	7,462,894,566
Long-term debts**	-	96,174,509	18,130,601,415	14,010,474,922	-	32,237,250,846
Lease liabilities**	-	210,054,450	608,239,236	2,961,540,951	6,069,158,735	9,848,993,372
	₱10,292,864,390	₱23,882,614,070	₱19,413,660,513	₱16,972,015,873	₱6,069,158,735	₱76,630,313,581

*Excludes statutory liabilities

**Includes future interest

	2019					Total
	On Demand	1 to 3 Months	3 to 12 Months	1 to 5 Years	More than 5 years	
Accounts payable and other accrued liabilities:						
Trade payable and accrued expenses*	₱8,558,494,035	₱11,915,441,559	₱379,746,923	₱-	₱-	₱20,853,682,517
Due to related parties	151,785,243	-	-	-	-	151,785,243
Short-term debts**	-	3,851,473,421	-	-	-	3,851,473,421
Trust receipts payable**	-	8,763,964,585	-	-	-	8,763,964,585
Long-term debts**	-	161,689,285	320,708,563	32,032,677,804	-	32,515,075,652
Lease liabilities**	-	209,511,617	519,363,605	2,195,913,016	2,718,442,085	5,643,230,323
	₱8,710,279,278	₱24,902,080,467	₱1,219,819,091	₱34,228,590,820	₱2,718,442,085	₱71,779,211,741

*Excludes statutory liabilities

**Includes future interest

Market risk

Market risk is the risk that fair value or future cash flows of a financial instrument will fluctuate because of changes in market prices. The three types of market risk are interest rate risk, foreign currency exchange risk and equity price risk.

Foreign currency risk

Foreign currency risk arises on financial instruments that are denominated in a foreign currency other than the functional currency in which they are measured.



The Group has transactional currency exposures. Such exposures arise from sales and purchases in currencies other than the entities' functional currency. For the years ended December 31, 2020, 2019, and 2018, approximately 31.0%, 31.4%, and 33.8% of the Group's total sales, respectively, are denominated in currencies other than the functional currency. In addition, 1.81% and 4.4% of the Group's debts are denominated in various currencies as of December 31, 2020 and 2019, respectively.

The Group estimates a reasonably possible change of +5.00 in the US Dollar to Philippine Peso exchange rate would have an impact of approximately ₱241.3 million and ₱27.5 million on income before income tax, and equity for the years ended December 31, 2020 and 2019, respectively. An equal change in the opposite direction would have decreased income before income tax by the same amount.

The impact of the range of reasonably possible changes in the exchange rates of the other currencies against the Philippine Peso on the Group's income before income tax as of December 31, 2020 and 2019 are not significant.

The exchange rates used to restate the US dollar-denominated financial assets and liabilities were ₱48.02 to US\$1.00 and ₱50.64 to US\$1.00 as of December 31, 2020 and 2019, respectively.

Equity price risk

Equity price risk is the risk that the fair values of equities will change as a result of changes in the levels of equity indices and the value of individual stocks.

The table below shows the effect on equity as a result of a change in the fair value of equity instruments held as financial assets at FVTPL investments due to reasonably possible changes in equity indices:

	2020		2019	
Changes in PSEi	33.14%	(33.14%)	14.49%	(14.49%)
Change in trading gain (loss) at equity portfolio	134,257,159	(134,257,159)	₱57,113,121	(₱57,113,121)
As a percentage of the Parent Company's trading gain for the year	(8.67%)	8.67%	(103.71%)	103.71%

The Group's investment in golf shares designated as financial assets at FVOCI are susceptible to market price risk arising from uncertainties about future values of the investment security. The Group estimates an increase of 1.00% would have an impact of approximately ₱0.8 million on equity for the year ended December 31, 2020 and 2019. An equal change in the opposite direction would have decreased equity by the same amount.

Interest rate risk

The Group's exposure to market risk for changes in interest rates relates primarily to the subsidiaries' long-term debt obligations which are subject to floating rate. The Group's policy is to manage its interest cost using a mix of fixed and variable rate debt.



The following tables show information about the Group's financial instruments that are exposed to interest rate risk and presented by maturity profile:

2020									
	<1 year	>1-<2 years	>2-<3 years	>3-<4 years	>4-<5 years	Total	Total (in Philippine Peso)	Debt Issuance Costs (in Philippine Peso)	Carrying Value (in Philippine Peso)
Liabilities:									
Foreign currencies:									
<i>Floating rate</i>									
Australian Dollar loan	AU\$488,118,042	AU\$-	AU\$-	AU\$-	AU\$-	AU\$488,118,042	₱17,888,983,093	₱50,085,857	₱17,838,897,236
Interest rate: BBSY Bid+1.25%									
New Zealand Dollar loans	NZ\$5,622,167	NZ\$5,606,806	NZ\$400,560,722	NZ\$-	NZ\$-	NZ\$411,789,695	13,625,258,770	126,604,870	13,498,653,900
Interest rate: NZ BKBM+1.10%									
							₱31,514,241,863	₱176,690,727	₱31,337,551,136
2019									
	<1 year	>1-<2 years	>2-<3 years	>3-<4 years	>4-<5 years	Total	Total (in Philippine Peso)	Debt Issuance Costs (in Philippine Peso)	Carrying Value (in Philippine Peso)
Liabilities:									
Foreign currencies:									
<i>Floating rate</i>									
Australian Dollar loan	AU\$8,987,286	AU\$490,891,198	AU\$-	AU\$-	AU\$-	AU\$499,878,484	₱17,200,057,755	₱110,736,987	₱17,089,320,768
Interest rate: BBSY Bid+1.25%									
New Zealand Dollar loans	NZ\$9,505,456	NZ\$9,557,683	NZ\$9,531,569	NZ\$404,453,228	NZ\$-	NZ\$433,047,936	13,462,223,310	165,466,470	13,296,756,840
Interest rate: NZ BKBM+1.10%									
							₱30,662,281,065	₱276,203,457	₱30,386,077,608



The following table demonstrates the sensitivity to a reasonably possible change in interest rates on the long-term debts. With all other variables held constant, the Group's income before tax is affected through the impact on floating rate borrowings, as follows:

	Change in basis points	Effect on income before tax
2020	+100	(P315,142,417)
	-100	315,142,417
2019	+100	(P299,653,411)
	-100	299,653,411

5. Fair Value Measurement

The following methods and assumptions were used to estimate the fair value of each asset and liability for which it is practicable to estimate such value:

Cash and cash equivalents, receivables (except amounts due from and due to related parties), accounts payable and other accrued liabilities, short-term debts and trust receipts payable
Carrying amounts approximate their fair values due to the relatively short-term maturities of these instruments.

Amounts due from and due to related parties

Carrying amounts of due from and due to related parties, which are payable and due on demand, approximate their fair values.

Financial assets at FVTPL, derivatives and financial assets at FVOCI

Fair values of quoted equity securities are based on quoted prices published in markets.

Biological assets

Biological assets are measured at their fair values less costs to sell. The fair values of Level 2 biological assets are determined based on current market prices of livestock of similar age, breed and genetic merit while Level 3 are determined based on adjusted commercial farmgate prices. Costs to sell include commissions to brokers and dealers, nonrefundable transfer taxes and duties. Costs to sell exclude transport and other costs necessary to get the biological assets to the market.

The Group has determined that the highest and best use of the sucklings and weanlings is finishers while for other biological assets is their current use.

Investment properties

Fair value of investment properties is based on market data (or direct sales comparison) approach. This approach relies on the comparison of recent sale transactions or offerings of similar properties which have occurred and/or offered with close proximity to the subject property.

The fair values of the Group's investment properties have been determined by appraisers in 2017, including independent external appraisers, on the basis of the recent sales of similar properties in the same areas as the investment properties and taking into account the economic conditions prevailing at the time of the valuations are made.

The Group has determined that the highest and best use of the property used for the land and building is its current use.



Long-term debts

The fair value of long-term debts are based on the discounted value of future cash flows (interests and principal) using market rates plus a certain spread.

Fair Value Measurement Hierarchy for Assets and Liabilities

	December 31, 2020				
	Carrying Value	Level 1	Level 2	Level 3	Total Fair Value
Assets measured at fair value					
Financial assets					
Financial assets at FVTPL					
(Note 8):					
Quoted equity securities	₱426,510,677	₱426,510,677	₱-	₱-	₱426,510,677
Financial assets at FVOCI					
Quoted equity securities					
(Note 17)	75,400,000	-	75,400,000	-	75,400,000
Deposits (Note 17)	623,260,441	-	-	623,260,441	623,260,441
	₱1,125,171,118	₱426,510,677	₱75,400,000	₱623,260,441	₱1,125,171,118
Non-financial assets					
Biological assets (Note 14)	₱234,251,397	₱-	₱8,146,945	₱226,104,452	₱234,251,397
Assets for which fair values are disclosed					
Investment properties					
(Note 17)	₱29,962,148	₱-	₱-	₱324,572,000	₱324,572,000
Liabilities for which fair values are disclosed					
Derivative liability – call option	₱169,449,156	₱-	₱169,449,156	₱-	₱169,449,156
Long-term debts (Note 20)	31,337,551,136	-	-	31,499,768,092	31,499,768,092
	₱31,507,000,292	₱-	₱169,449,156	₱31,499,768,092	₱31,669,217,248
December 31, 2019					
	Carrying Value	Level 1	Level 2	Level 3	Total Fair Value
Assets measured at fair value					
Financial assets					
Financial assets at FVTPL					
(Note 8):					
Quoted equity securities	₱414,899,618	₱414,899,618	₱-	₱-	₱414,899,618
Financial assets at FVOCI					
Quoted equity securities					
(Note 17)	76,290,000	-	76,290,000	-	76,290,000
Deposits (Note 17)	612,546,621	-	-	612,546,621	612,546,621
	₱1,103,736,239	₱414,899,618	₱76,290,000	₱612,546,621	₱1,103,736,239
Non-financial assets					
Biological assets (Note 14)	₱957,563,597	₱-	₱59,841,764	₱897,721,833	₱957,563,597
Assets for which fair values are disclosed					
Investment properties					
(Note 17)	₱33,173,512	₱-	₱-	₱324,572,000	₱324,572,000
Liabilities for which fair values are disclosed					
Derivative liability – call option	₱305,835,400	₱-	₱305,835,400	₱-	₱305,835,400
Long-term debts (Note 20)	₱30,386,077,608	-	₱-	₱30,556,330,251	₱30,556,330,251
	₱30,691,913,008	₱-	₱305,835,400	₱30,556,330,251	₱30,862,165,651

For the years ended December 31, 2020 and 2019, there were no transfers between Level 1 and Level 2 fair value measurements. Non-financial assets determined under Level 3 include investment properties and biological assets. No transfers between any level of the fair value hierarchy took place in the equivalent comparative period.



Descriptions of significant unobservable inputs to valuation of biological assets, investment properties, and investment properties under level 3 of the fair value category follow:

Account	Valuation Technique	Significant Unobservable Inputs
Biological assets	Adjusted commercial farmgate prices	Commercial farmgate prices
Investment properties	Market data approach and cost approach	Price per square meter, size, shape, location, time element, replacement cost and depreciation for improvements
Deposits	Discounted cash flow method	Credit spread

Significant increases (decreases) in reasonable profit margin applied would result in a significantly higher (lower) fair value of the biological assets.

Significant unobservable inputs

Size	Size of lot in terms of area. Evaluate if the lot size of property or comparable conforms to the average cut of the lots in the area and estimate the impact of the lot size differences on land value.
Shape	Particular form or configuration of the lot. A highly irregular shape limits the usable area whereas an ideal lot configuration maximizes the usable area of the lot which is associated in designing an improvement which conforms with the highest and best use of the property.
Location	Location of comparative properties whether on a main road, or secondary road. Road width could also be a consideration if data is available. As a rule, properties located along a main road are superior to properties located along a secondary road.
Time element	An adjustment for market conditions is made if general property values have appreciated or depreciated since the transaction dates due to inflation or deflation or a change in investor's perceptions of the market over time. In which case, the current data is superior to historic data.
Replacement cost	Estimated amount of money needed to replace in like kind and in new condition an asset or group of assets, taking into consideration current prices of materials, labor, contractor's overhead, profit and fees, and all other attendant costs associated with its acquisition and installation in place without provision for overtime or bonuses for labor, and premiums for materials.
Depreciation	Depreciation as evidenced by the observed condition in comparison with new units of like kind tempered by consideration given to extent, character, and utility of the property which is to be continued in its present use as part of a going concern but without specific relations to earnings.
Adjusted commercial farmgate prices	Fair value based on commercial farmgate prices, adjusted by considering the age, breed and genetic merit
Credit spread	Determined by reference to internal data and used to arrive at a discount rate by adding to the risk free rate



6. Business Segment Information

The Group's operating segments are organized and managed separately according to the nature of the products and services provided, with each segment representing a strategic business unit that offers different products and serves different markets. The Group has four (4) reportable operating segments as follows:

- The branded consumer food products segment manufactures and distributes a diverse mix of salty snacks, chocolates, candies, biscuits, bakery products, beverages, instant noodles and pasta. This segment also includes the packaging division, which manufactures BOPP films primarily used in packaging; and its subsidiary, which manufactures flexible packaging materials for the packaging requirements of various branded food products. Its revenues are in their peak during the opening of classes in June and Christmas season.
- The agro-industrial products segment engages in hog and poultry farming, manufacturing and distribution of animal feeds, glucose and soya products, and production and distribution of animal health products. Its peak season is during summer and before Christmas season.
- The commodity food products segment engages in sugar milling and refining, and flour milling and pasta manufacturing and renewable energy. The peak season for sugar is during its crop season, which normally starts in November and ends in April while flour and pasta's peak season is before and during the Christmas season.
- The corporate business segment engages in bonds and securities investment and fund sourcing activities.

No operating segments have been aggregated to form the above reportable operating business segments.

Management monitors the operating results of business segments separately for the purpose of making decisions about resource allocation and performance assessment. The measure presented to manage segment performance is the segment operating income (loss). Segment operating income (loss) is based on the same accounting policies as consolidated operating income (loss) except that intersegment revenues are eliminated only at the consolidation level. Group financing (including finance costs and revenues), market valuation gain and loss, foreign exchange gains or losses, other revenues and expenses and income taxes are managed on a group basis and are not allocated to operating segments. Transfer prices between operating segments are on an arm's length basis in a manner similar to transactions with third parties.

The following tables present the financial information of each of the operating segments in accordance with PFRSs except for Earnings before interest, income taxes and depreciation/amortization (EBITDA) and Earnings before interest and income taxes (EBIT) as of and for the years ended December 31, 2020, 2019, and 2018.



The Group's business segment information follows (amounts in thousands):

	As of and for the year ended December 31, 2020					
	Branded Consumer Food	Agro- Industrial	Commodity Food	Corporate Business	Eliminations	Total
Sale of Goods and Services						
Third party	₱103,566,276	₱11,858,467	₱17,715,338	₱-	₱-	₱133,140,081
Inter-segment	18,698,103	253	7,768,296	-	(26,466,652)	-
	₱122,264,379	₱11,858,720	₱25,483,634	₱-	(₱26,466,652)	₱133,140,081
Result						
Earnings before interest, income taxes and depreciation/amortization (EBITDA)	₱17,865,400	₱1,807,097	₱5,551,062	(₱1,811,446)	₱-	₱23,412,113
Depreciation and amortization (Note 27)	(5,505,745)	(432,522)	(1,188,026)	(238,664)	-	(7,364,957)
Earnings before interest and income tax (EBIT)	₱12,359,655	₱1,374,575	₱4,363,036	(₱2,050,110)	₱-	16,047,156
Finance revenue (Note 29)	₱227,064	₱138	₱1,537	₱113,984	₱-	342,723
Finance costs (Note 30)	(₱1,021,296)	(₱126,160)	(₱182,241)	(₱110,795)	₱-	(1,440,492)
Equity in net loss of joint ventures (Note 16)	₱-	₱-	₱-	(₱30,387)	₱-	(30,387)
Market valuation gain on financial assets and liabilities at FVTPL (Note 8)	₱124,602	₱-	₱-	₱11,637	₱-	136,239
Provision for credit and impairment losses (Notes 10)	(₱32,583)	₱-	₱-	₱-	₱-	(32,583)
Other expenses*						(1,266,371)
Income before income tax						13,756,285
Provision for income tax (Note 32)						(2,131,682)
Net income						₱11,624,603
Other Information						
Total assets	₱131,259,159	₱7,675,315	₱30,008,649	₱7,251,807	₱-	₱176,194,930
Total liabilities	₱65,823,953	₱4,120,282	₱5,680,809	₱2,785,724	₱-	₱78,410,768
Capital expenditures**	₱5,095,885	₱455,811	₱5,471,710	₱113,289	₱-	₱11,136,695
Non-cash expenses other than depreciation and amortization:						
Credit and impairment losses on receivables (Note 10)	(₱32,583)	₱-	₱-	₱-	₱-	(₱32,583)

*Includes net foreign exchange losses and other revenues (expenses)

**Includes La Carlota and Roxol acquisition



As of and for the year ended December 31, 2019

	Branded Consumer Food	Agro- Industrial	Commodity Food	Corporate Business	Eliminations	Total
Sale of Goods and Services						
Third party	₱105,886,280	₱13,138,215	₱15,150,033	₱-	₱-	₱134,174,528
Inter-segment	19,469,025	12,000	7,976,445	-	(27,457,470)	-
	<u>₱125,355,305</u>	<u>₱13,150,215</u>	<u>₱23,126,478</u>	<u>₱-</u>	<u>(₱27,457,470)</u>	<u>₱134,174,528</u>
Result						
Earnings before interest, income taxes and depreciation/amortization (EBITDA)	₱17,562,549	₱1,309,580	₱5,074,282	(₱1,624,396)	₱-	₱22,322,015
Depreciation and amortization (Note 27)	(5,539,825)	(422,106)	(1,100,122)	(248,004)	-	(7,310,057)
Earnings before interest and income tax (EBIT)	<u>₱12,022,724</u>	<u>₱887,474</u>	<u>₱3,974,160</u>	<u>(₱1,872,400)</u>	<u>₱-</u>	<u>15,011,958</u>
Finance revenue (Note 29)	<u>₱203,803</u>	<u>₱162</u>	<u>₱1,205</u>	<u>₱122,442</u>	<u>₱-</u>	<u>327,612</u>
Finance costs (Note 30)	<u>(₱1,207,899)</u>	<u>(₱150,716)</u>	<u>(₱231,814)</u>	<u>(₱79,440)</u>	<u>₱-</u>	<u>(1,669,869)</u>
Equity in net loss of joint ventures (Note 16)	<u>₱-</u>	<u>₱-</u>	<u>₱-</u>	<u>(₱158,602)</u>	<u>₱-</u>	<u>(158,602)</u>
Market valuation loss on financial assets and liabilities at FVTPL (Note 8)	<u>₱-</u>	<u>₱-</u>	<u>₱-</u>	<u>(₱5,254)</u>	<u>₱-</u>	<u>(5,254)</u>
Provision for credit and impairment losses (Notes 10, 11 and 15)	<u>(₱2,211)</u>	<u>₱-</u>	<u>₱-</u>	<u>₱-</u>	<u>₱-</u>	<u>(2,211)</u>
Other expenses*						<u>(1,607,222)</u>
Income before income tax						11,896,412
Provision for income tax (Note 32)						<u>(1,781,728)</u>
Net income						<u>₱10,114,684</u>
Other Information						
Total assets	<u>₱133,181,540</u>	<u>₱7,903,695</u>	<u>₱22,903,714</u>	<u>₱4,664,041</u>	<u>₱-</u>	<u>₱168,652,990</u>
Total liabilities	<u>₱58,847,775</u>	<u>₱4,498,489</u>	<u>₱6,626,024</u>	<u>₱3,496,200</u>	<u>₱-</u>	<u>₱73,468,488</u>
Capital expenditures	<u>₱6,538,448</u>	<u>₱699,550</u>	<u>₱1,713,010</u>	<u>₱37,684</u>	<u>₱-</u>	<u>₱8,988,692</u>
Non-cash expenses other than depreciation and amortization:						
Credit and impairment losses on:						
Receivables (Note 10)	(₱2,208)	₱-	₱-	₱-	₱-	(₱2,208)
Inventories (Note 11)	(3)	-	-	-	-	(3)
	<u>(₱2,211)</u>	<u>₱-</u>	<u>₱-</u>	<u>₱-</u>	<u>₱-</u>	<u>(₱2,211)</u>

*Includes net foreign exchange losses and other revenues (expenses)



As of and for the year ended December 31, 2018

	Branded Consumer Food	Agro- Industrial	Commodity Food	Corporate Business	Eliminations	Total
Sale of Goods and Services						
Third party	₱102,537,877	₱11,693,453	₱13,538,619	₱-	₱-	₱127,769,949
Inter-segment	17,266,362	63,901	5,353,541	-	(22,683,804)	-
	₱119,804,239	₱11,757,354	₱18,892,160	₱-	(₱22,683,804)	₱127,769,949
Result						
Earnings before interest, income taxes and depreciation/amortization (EBITDA)	₱15,674,743	₱1,237,539	₱4,487,433	(₱1,649,326)	₱-	₱19,750,389
Depreciation and amortization (Note 27)	(4,756,491)	(419,526)	(948,368)	(245,391)	-	(6,369,776)
Earnings before interest and income tax (EBIT)	₱10,918,252	₱818,013	₱3,539,065	(₱1,894,717)	₱-	13,380,613
Finance revenue (Note 29)	₱208,796	₱102	₱23,931	₱126,452	₱-	359,281
Finance costs (Note 30)	(₱1,419,134)	(₱66,536)	(₱84,784)	(₱91,246)	₱-	(1,661,700)
Equity in net loss of joint ventures (Note 16)	₱-	₱-	₱-	(₱132,408)	₱-	(132,408)
Market valuation loss on financial assets and liabilities at FVTPL (Note 8)	₱-	₱-	₱-	(₱35,424)	₱-	(35,424)
Provision for credit and impairment losses (Notes 10, 11 and 15)	(₱45,002)	₱-	₱-	₱-	₱-	(45,002)
Other expenses*						(320,480)
Income before income tax						11,544,880
Provision for income tax (Note 32)						(2,082,094)
Net income						₱9,462,786
Other Information						
Total assets	₱117,089,788	₱7,846,913	₱21,713,667	₱5,285,345	₱-	₱151,935,713
Total liabilities	₱56,251,419	₱4,598,732	₱5,882,522	₱1,209,561	₱-	₱67,942,234
Capital expenditures	₱5,468,991	₱696,640	₱2,191,679	₱284,420	₱-	₱8,641,730
Non-cash expenses other than depreciation and amortization:						
Credit and impairment losses on:						
Receivables (Note 10)	(₱17,774)	₱-	₱-	₱-	₱-	(₱17,774)
Property, plant and equipment	(1,700)	-	-	-	-	(1,700)
Goodwill (Note 15)	(17,580)	-	-	-	-	(17,580)
Inventories (Note 11)	(7,948)	-	-	-	-	(7,948)
	(₱45,002)	₱-	₱-	₱-	₱-	(₱45,002)

*Includes net foreign exchange losses and other revenues (expenses)



Inter-segment Revenues

Inter-segment revenues are eliminated at the consolidation level.

Segment Results

Segment results pertain to the net income (loss) of each of the operating segments excluding the amounts of market valuation gains and losses on financial assets at FVTPL, foreign exchange gains and losses and other revenues and expenses which are not allocated to operating segments.

Segment Assets

Segment assets are resources owned by each of the operating segments excluding significant inter-segment transactions.

Segment Liabilities

Segment liabilities are obligations incurred by each of the operating segments excluding significant inter-segment transactions. The Group also reports to the chief operating decision maker the breakdown of the short-term and long-term debts of each of the operating segments.

Capital Expenditures

The components of capital expenditures reported to the chief operating decision maker are the additions to investment property and property plant and equipment during the period.

Geographic Information

The Group operates in the Philippines, Vietnam, Thailand, Myanmar, Indonesia, Malaysia, Singapore, China, Hong Kong, New Zealand and Australia.

The following table shows the distribution of the Group's consolidated revenues to external customers by geographical market, regardless of where the goods were produced:

	December 31, 2020	December 31, 2019	December 31, 2018
		(In Thousands)	
Domestic	₱91,931,417	₱92,016,612	₱84,566,692
Foreign	41,208,664	42,157,916	43,203,257
	₱133,140,081	₱134,174,528	₱127,769,949

The Group has no customer which contributes 10% or more of the consolidated revenues of the Group.

The table below shows the Group's carrying amounts of noncurrent assets per geographic location excluding noncurrent financial assets, deferred tax assets and pension assets:

	December 31, 2020	December 31, 2019	
		(In Thousands)	
Domestic	₱43,366,429	₱38,370,529	
Foreign	66,635,127	64,741,373	
	₱110,001,556	₱103,111,902	



7. Cash and Cash Equivalents

This account consists of:

	2020	2019
Cash on hand	₱60,527,659	₱66,935,214
Cash in banks (Note 34)	6,913,377,042	3,627,188,460
Short-term investments (Note 34)	11,891,487,761	16,790,137,184
	₱18,865,392,462	₱20,484,260,858

Cash in banks earn interest at the prevailing bank deposit rates. Short-term investments represent money market placements that are made for varying periods depending on the immediate cash requirements of the Group and earn interest ranging from 0.04% to 6.50%, 0.05% to 7.50%, and from 0.05% to 6.80% for foreign currency-denominated money market placements for the years ended December 31, 2020, 2019, and 2018, respectively. Peso-denominated money market placements, on the other hand, earn interest ranging from 0.12% to 0.60%, 2.48% to 3.20%, and from 1.50% to 5.50% for the years ended December 31, 2020, 2019, and 2018, respectively.

Interest earned on cash and cash equivalents amounted to ₱278.1 million, ₱311.5 million, and ₱327.0 million for the years ended December 31, 2020, 2019, and 2018, respectively (see Note 29).

8. Financial Assets at Fair Value Through Profit or Loss

This account consists of investments held-for-trading amounting to ₱426.5 million and ₱414.9 million as of December 31, 2020 and 2019, respectively. Investments held-for-trading consist of quoted equity securities issued by certain domestic entities.

Market valuation on financial assets at fair value through profit or loss and derivative liabilities amounted to ₱136.2 million gain, ₱5.3 million loss and ₱35.4 million loss for the years ended December 31, 2020, 2019, and 2018, respectively.

The Group received dividends from its quoted equity securities amounting to ₱64.6 million, ₱16.2 million and ₱32.3 million for the years ended December 31, 2020, 2019, and 2018, respectively (see Note 29).

9. Derivative Financial Instruments

Derivative designated as accounting hedge

Currency Option

As part of its asset and liability management, the Group uses derivatives, particularly currency option, as cash flow hedges in order to reduce its exposure to market risks.

The Group entered into currency options with a total notional amount of NZ\$28.2 million and initial fair value of ₱7.5 million. The Group recognized unrealized loss (presented under 'Other comprehensive income') amounting to ₱19.1 million, ₱4.6 million and ₱3.3 million for the years ended December 31, 2020, 2019, and 2018 (see Note 23). The Group made a settlement of ₱4.6 million in 2019 for the related derivatives. The Group's currency options have negative fair value of ₱44.3 million and nil as of December 31, 2020 and 2019, respectively, recorded under 'Accounts payable and other accrued liabilities' (see Note 19).



Derivative not designated as accounting hedge

Call Option

As part of change in ownership of URC Oceania Group, Intersnack was also given an option to acquire an additional 9% equity share in UHC. The call option has a fair value of ₱169.4 million and ₱305.8 million as of December 31, 2020 and 2019, respectively, recorded under 'Accounts payable and other accrued liabilities' (see Note 19).

10. Receivables

This account consists of:

	2020	2019
Trade receivables (Note 34)	₱13,889,899,090	₱13,728,921,014
Non-trade receivables	1,322,631,386	940,812,881
Due from related parties (Note 34)	904,339,493	992,923,025
Advances to officers and employees	166,839,832	157,599,339
Interest receivable (Note 34)	47,650,719	46,178,767
Others	647,123,634	481,572,431
	16,978,484,154	16,348,007,457
Less allowance for credit losses	382,219,496	349,049,533
	₱16,596,264,658	₱15,998,957,924

Allowance for Credit Losses on Receivables

Changes in allowance for impairment losses on receivables follow:

	2020			
	Individual Assessment		Collective Assessment	
	Trade Receivables	Other Receivables	Trade Receivables	Total
Balances at beginning of the period	₱120,938,630	₱208,970,376	₱19,140,527	₱349,049,533
Provision for credit losses	32,583,003	-	-	32,583,003
Others	586,960	-	-	586,960
Balances at end of the period	₱154,108,593	₱208,970,376	₱19,140,527	₱382,219,496

	2019			
	Individual Assessment		Collective Assessment	
	Trade Receivables	Other Receivables	Trade Receivables	Total
Balances at beginning of the period	₱127,033,476	₱208,970,376	₱19,140,527	₱355,144,379
Provision for credit losses	2,247	2,206,477	-	2,208,724
Write-off	(2,511,366)	(2,206,477)	-	(4,717,843)
Others	(3,585,727)	-	-	(3,585,727)
Balances at end of the period	₱120,938,630	₱208,970,376	₱19,140,527	₱349,049,533

Allowance for credit losses on other receivables includes credit losses on nontrade receivables, advances to officers and employees and other receivables. Allowance for credit losses on advances to officers and employees amounted to ₱19.6 million as of December 31, 2020 and 2019. Allowance for credit losses on nontrade and other receivables amounted to ₱189.3 million as of December 31, 2020 and 2019.

Non-trade and other receivables are noninterest-bearing and are due and demandable.



11. Inventories

This account consists of inventories as follows:

	2020	2019
Raw materials	₱9,897,605,874	₱8,936,932,459
Finished goods	7,424,416,487	7,373,069,435
Spare parts and supplies	5,201,919,622	4,329,580,895
Containers and packaging materials	2,147,554,861	2,070,051,257
Goods in-process	1,582,834,023	1,664,875,925
	₱26,254,330,867	₱24,374,509,971

Under the terms of the agreements covering interest-bearing liabilities under trust receipts totaling ₱7.5 billion and ₱8.7 billion as of December 31, 2020 and 2019, respectively, certain inventories which approximate the trust receipts payable have been released to the Group under trust receipt agreement with the banks. The Group is accountable to these banks for the trustee merchandise. Interest expense from trust receipts payable amounted to ₱304.2 million, ₱371.6 million and ₱143.6 million for the years ended December 31, 2020, 2019, and 2018, respectively (see Note 30).

Inventory obsolescence included in 'Cost of sales', amounted to ₱782.3 million, ₱573.1 million, and ₱749.0 million for the years ended December 31, 2020, 2019, and 2018, respectively.

The Group recognized impairment losses on its inventories amounting to nil for the years ended December 31, 2020 and 2019, and ₱7.9 million for the year ended December 31, 2018.

12. Other Current Assets

This account consists of:

	2020	2019
Advances to suppliers	₱1,093,626,488	₱1,001,719,423
Input VAT	1,046,626,946	1,062,325,854
Prepaid insurance	251,223,732	311,636,727
Prepaid taxes	236,532,712	249,997,040
Prepaid rent	47,274,474	46,317,873
Others	645,136,040	166,571,449
	₱3,320,420,392	₱2,838,568,366

Advances to suppliers include advance payments for the acquisition of raw materials, spare parts, packaging materials and other supplies. Also included in the account are advances made to contractors related to repairs and maintenance activities.

Others include prepayments of advertising, office supplies and income tax credits.



13. Property, Plant and Equipment

The rollforward of this account follows:

	As of and for the year ended December 31, 2020				
	Land	Land Improvements	Buildings and Improvements	Machinery and Equipment	Sub-total
Cost					
Balance at beginning of year	₱3,772,683,438	₱2,397,316,246	₱19,861,579,349	₱77,735,766,070	₱103,767,345,103
Additions	1,739,997,215	57,342,583	1,095,784,151	5,797,613,068	8,690,737,017
Disposals, reclassifications and other adjustments	(64,758,315)	(54,249,302)	(223,791,386)	(696,770,727)	(1,039,569,730)
Balance at end of year	5,447,922,338	2,400,409,527	20,733,572,114	82,836,608,411	111,418,512,390
Accumulated Depreciation and Amortization					
Balance at beginning of year	–	824,340,805	9,522,920,468	54,491,657,365	64,838,918,638
Depreciation and amortization (Note 27)	–	75,797,528	869,927,406	4,753,967,914	5,699,692,848
Disposals, reclassifications and other adjustments	–	(7,275,162)	(66,813,311)	(987,997,660)	(1,062,086,133)
Balance at end of year	–	892,863,171	10,326,034,563	58,257,627,619	69,476,525,353
Net Book Value	₱5,447,922,338	₱1,507,546,356	₱10,407,537,551	₱24,578,980,792	₱41,941,987,037

	As of and for the year ended December 31, 2020				
	Transportation Equipment	Furniture, Fixtures and Equipment	Construction In-progress	Equipment In-transit	Total
Cost					
Balance at beginning of year	₱2,768,660,001	₱5,792,641,093	₱9,117,139,747	₱5,014,136,348	₱126,459,922,292
Additions	122,849,528	440,349,250	1,846,318,199	93,748,991	11,194,002,985
Disposals, reclassifications and other adjustments	(7,735,656)	(233,806,904)	(254,975,413)	(192,234,915)	(1,728,322,618)
Balance at end of the year	2,883,773,873	5,999,183,439	10,708,482,533	4,915,650,424	135,925,602,659
Accumulated Depreciation and Amortization					
Balance at beginning of year	2,280,164,254	4,714,429,686	–	–	71,833,512,578
Depreciation and amortization (Note 27)	213,594,013	552,473,986	–	–	6,465,760,847
Disposals, reclassifications and other adjustments	(11,145,707)	(290,051,969)	–	–	(1,363,283,809)
Balance at end of year	2,482,612,560	4,976,851,703	–	–	76,935,989,616
Net Book Value	₱401,161,313	₱1,022,331,736	₱10,708,482,533	₱4,915,650,424	₱58,989,613,043



As of and for the year ended December 31, 2019

	Land	Land Improvements	Buildings and Improvements	Machinery and Equipment	Sub-total
Cost					
Balance at beginning of year	₱3,748,093,521	₱2,020,928,072	₱18,308,946,671	₱73,187,178,560	₱97,265,146,824
Additions	—	390,606,942	1,557,247,813	5,278,482,315	7,226,337,070
Additions from acquisition of subsidiaries (Note 22)	—	—	29,148,248	659,837,348	688,985,596
Disposals, reclassifications and other adjustments (Note 19)	24,589,917	(14,218,768)	(33,763,383)	(1,389,732,153)	(1,413,124,387)
Balance at end of year	3,772,683,438	2,397,316,246	19,861,579,349	77,735,766,070	103,767,345,103
Accumulated Depreciation and Amortization					
Balance at beginning of year	—	754,568,956	8,378,044,362	50,905,095,518	60,037,708,836
Depreciation and amortization (Note 27)	—	75,299,276	895,172,593	4,742,600,865	5,713,072,734
Additions from acquisition of subsidiaries (Note 22)	—	—	14,747,981	248,628,009	263,375,990
Disposals, reclassifications and other adjustments (Note 19)	—	(5,527,427)	234,955,532	(1,404,667,027)	(1,175,238,922)
Balance at end of year	—	824,340,805	9,522,920,468	54,491,657,365	64,838,918,638
Net Book Value	₱3,772,683,438	₱1,572,975,441	₱10,338,658,881	₱23,244,108,705	₱38,928,426,465

As of and for the year ended December 31, 2019

	Transportation Equipment	Furniture, Fixtures and Equipment	Construction In-progress	Equipment In-transit	Total
Cost					
Balance at beginning of year	₱2,645,015,231	₱5,303,718,980	₱7,832,623,483	₱4,870,159,025	₱117,916,663,543
Additions	152,383,808	413,113,549	1,037,578,357	159,279,456	8,988,692,240
Additions from acquisition of subsidiaries (Note 22)	1,471,310	15,849,306	—	—	706,306,212
Disposals, reclassifications and other adjustments (Note 19)	(30,210,347)	59,959,258	246,937,907	(15,302,133)	(1,151,739,702)
Balance at end of the year	2,768,660,002	5,792,641,093	9,117,139,747	5,014,136,348	126,459,922,293
Accumulated Depreciation and Amortization					
Balance at beginning of year	2,061,485,901	3,867,152,540	—	—	65,966,347,277
Depreciation and amortization (Note 27)	211,583,960	515,746,153	—	—	6,440,402,847
Additions from acquisition of subsidiaries (Note 22)	1,471,310	12,694,555	—	—	277,541,855
Disposals, reclassifications and other adjustments (Note 19)	5,623,083	318,836,438	—	—	(850,779,401)
Balance at end of year	2,280,164,254	4,714,429,686	—	—	71,833,512,578
Net Book Value	₱488,495,748	₱1,078,211,407	₱9,117,139,747	₱5,014,136,348	₱54,626,409,715



Acquisition of CACI Sugar Mill, RBC Bioethanol Plant and NAVI Shares

The Parent Company entered into an agreement with RHI, together with its wholly-owned subsidiaries, Central Azucarera de la Carlota, Inc. (CACI) and Roxol Bioenergy Corporation (RBC) for the acquisition of sugar mill and bio-ethanol plant located in La Carlota City, Negros Occidental and shares held by RHI in NAVI.

On September 30, 2020, the Parent Company and RHI proceeded to close the sale transaction, with the signing and delivery of the definitive sales agreements as well as performance of all conditions necessary for the closing of the transaction. The Group recognized property, plant and equipment amounting to ₱4.4 billion from the purchase transaction.

In July 2018, CFC Corporation executed a Memorandum of Agreement and Deed of Absolute Sale with a related party, selling its parcel of land costing ₱3.4 million at ₱584.9 million selling price. Gain on disposal attributable to sale was ₱581.5 million, which was recognized under 'Other losses - net' in the consolidated statements of income.

Borrowing Costs

For the years ended December 31, 2020, 2019, and 2018, no borrowing costs have been incurred related to property, plant and equipment under construction.

Depreciation

The breakdown of consolidated depreciation and amortization of property, plant and equipment follows:

	December 31, 2020	December 31, 2019	December 31, 2018
Cost of sales (Note 24)	₱5,879,709,062	₱5,769,099,525	₱5,444,705,459
Selling and distribution costs (Note 25)	114,758,979	189,087,851	219,016,116
General and administrative expenses (Note 26)	471,292,806	482,215,471	502,459,358
	₱6,465,760,847	₱6,440,402,847	₱6,166,180,933

Collateral

As of December 31, 2020 and 2019, the Group has no property and equipment that are pledged as collateral.

14. Biological Assets

Total biological assets shown in the consolidated statements of financial position follow:

	2020	2019
Current portion	₱99,919,468	₱733,435,525
Noncurrent portion	134,331,929	224,128,072
	₱234,251,397	₱957,563,597



These biological assets consist of:

	2020	2019
Swine livestock		
Commercial	₱74,123,306	₱711,301,722
Breeder	42,920,185	136,695,328
Poultry livestock		
Commercial	25,796,162	22,133,803
Breeder	91,411,744	87,432,744
	₱234,251,397	₱957,563,597

The rollforward analysis of this account follows:

	2020	2019
Balances at beginning of year	₱957,563,597	₱1,107,904,051
Additions	1,756,709,312	3,641,918,030
Disposals	(1,966,488,386)	(3,483,083,335)
Write-down	(550,573,074)	(238,990,324)
Gain (loss) arising from changes in fair value less estimated costs to sell	37,039,948	(70,184,825)
Balances at end of year	₱234,251,397	₱957,563,597

The Group has 21,142 and 209,630 heads of swine livestock and 623,821 and 529,971 heads of poultry livestock as of December 31, 2020 and 2019, respectively.

15. Goodwill and Intangible Assets

The movement of the goodwill as of December 31, 2020 and 2019 follows :

Cost	
Balance at beginning and end of year	₱31,460,215,108
Accumulated impairment losses	
Balance at beginning and end of year	265,719,291
Net book value at end of year	₱31,194,495,817

As of December 31, 2020 and 2019, the Group's goodwill pertains to the following:

Acquisition of CSPL in September 2016	₱16,492,854,332
Acquisition of URC NZ HoldCo in November 2014	13,913,396,261
The excess of the acquisition cost over the fair values of the net assets acquired by UABCL in 2000	775,835,598
Acquisition of Balayan Sugar Mill in February 2016	12,409,626
	₱31,194,495,817



The composition and movements of intangible assets follow:

	As of and for the year ended December 31, 2020				
	Trademarks/ Brands	Product Formulation	Software Costs	Customer Relationship	Total
Cost					
Balances at beginning of period	₱9,564,461,252	₱425,000,000	₱64,694,751	₱2,201,281,173	₱12,255,437,176
Disposal/others	—	—	(7,515,962)	—	(7,515,962)
	9,564,461,252	425,000,000	57,178,789	2,201,281,173	12,247,921,214
Accumulated Amortization and Impairment Losses					
Balances at beginning of period	201,524,581	—	44,669,404	336,114,666	582,308,651
Amortization during the period (Note 27)	—	—	24,735,801	69,251,299	93,987,100
Disposal/others	—	—	(18,642,154)	(9,575,603)	(28,217,757)
	201,524,581	—	50,763,051	395,790,362	648,077,994
Net Book Value at End of Period	₱9,362,936,671	₱425,000,000	₱6,415,738	₱1,805,490,811	₱11,599,843,220
As of and for the year ended December 31, 2019					
	Trademarks/ Brands	Product Formulation	Software Costs	Customer Relationship	Total
Cost					
Balances at beginning of period	₱9,564,461,252	₱425,000,000	₱91,177,370	₱2,201,281,173	₱12,281,919,795
Disposal/others	—	—	(26,482,619)	—	(26,482,619)
	9,564,461,252	425,000,000	64,694,751	2,201,281,173	12,255,437,176
Accumulated Amortization and Impairment Losses					
Balances at beginning of period	201,524,581	—	78,247,580	271,887,280	551,659,441
Amortization during the period (Note 27)	—	—	11,593,520	73,357,370	84,950,890
Disposal/others	—	—	(45,171,696)	(9,129,984)	(54,301,680)
	201,524,581	—	44,669,404	336,114,666	582,308,651
Net Book Value at End of Period	₱9,362,936,671	₱425,000,000	₱20,025,347	₱1,865,166,507	₱11,673,128,525

Trademarks and product formulation were acquired from General Milling Corporation in 2008. Total intangible assets acquired from the acquisition of CSPL and URC NZ HoldCo in 2016 and 2014 were composed of brands of ₱9.3 billion, customer relationships of ₱2.2 billion and software costs of ₱56.3 million.

The Group performed its annual impairment test on its goodwill and other intangible assets with indefinite useful lives as of December 31, 2020 and 2019. In 2020, the recoverable amounts of goodwill and other intangible assets were determined based on value in use calculations. In 2019, recoverable amounts were determined based on value in use calculations for goodwill and other intangible assets allocated to UABCL and the Balayan Sugar Mill, and fair value less costs to sell (FVLCTS) for those allocated to CSPL and URC NZ HoldCo.

Value in use calculations used cash flow projections from financial budgets approved by management covering a five-year period. The pre-tax discount rates applied to cash flow projections range from 9.03% to 14.52% and 8.30% to 10.50% for the years ended December 31, 2020 and 2019, respectively. The following assumptions were also used in computing value in use:

Growth rate estimates - growth rates include revenue growth and terminal growth rates that are based on experiences and strategies developed for the various subsidiaries. The prospect for the industry was also considered in estimating the growth rates. Growth rates used in computing the projected future cash flows ranged from 2.00% to 6.60% and 2.00% to 6.90% as of December 31, 2020 and 2019, respectively.



Discount rates - discount rates were estimated based on the industry weighted average cost of capital, which includes the cost of equity and debt after considering the gearing ratio.

FVLCTS of CSPL and URC NZ HoldCo as of December 31, 2019 were based on enterprise values that were derived from EBITDA multiples. These enterprise values served as basis for the transaction price in the sale of 40% ownership interest in the Oceania business (Note 22). This fair value measurement is categorized as a Level 2 fair value measurement, since it is observable from the recent transaction.

Management believes that no reasonably possible changes in any of the above key assumptions would cause the carrying values of goodwill and intangible assets arising from the Group's acquisitions to materially exceed their recoverable amounts.

16. Investments in Joint Ventures

The rollforward analysis of this account follows:

	2020	2019
Acquisition Cost		
Balance at beginning of year	₱1,203,555,432	₱1,143,634,145
Additional investments	-	59,921,287
Balance at end of year	1,203,555,432	1,203,555,432
Accumulated Equity in Net Losses		
Balance at beginning of year	(781,654,671)	(623,052,189)
Equity in net losses during the year	(30,387,041)	(158,602,482)
Balance at end of year	(812,041,712)	(781,654,671)
Cumulative Translation Adjustments	(5,019,201)	(275,661)
Net Book Value at End of Year	₱386,494,519	₱421,625,100

Proper Snack Foods Ltd.

On June 30, 2017, Griffin's purchased 50.1% of the shares in Proper Snack Foods Ltd. (PSFL) approximately NZ\$7.8 million (₱275.3 million), which includes deferred consideration amounting to NZ\$1.5 million (₱51.5 million) recorded under 'Accounts payable and other accrued liabilities' in the consolidated statement of financial position.

Vitasoy-URC, Inc.

On October 4, 2016, the Parent Company entered into a joint venture agreement with Vita International Holdings Limited, a corporation duly organized in Hong Kong to form Vitasoy - URC (VURCI), a corporation duly incorporated and organized in the Philippines to manufacture and distribute food products under the "Vitasoy" brand name, which is under exclusive license to VURCI in the Philippines.

Danone Universal Robina Beverages, Inc.

On May 23, 2014, the Parent Company entered into a joint venture agreement with Danone Asia Holdings Pte. Ltd., a corporation duly organized in the Republic of Singapore to form Danone Universal Robina Beverages, Inc. (DURBI), a corporation duly incorporated and organized in the Philippines to manufacture and distribute food products under the "B'lue" brand name, which is under exclusive license to DURBI in the Philippines.



In 2019, the Parent Company made additional subscriptions to the unissued authorized capital stock of DURBI consisting of 10,000,000 common shares for a total cost of ₱125.0 million. The capital infusion was not presented as additional investment but was applied to the 2017 excess of the share in net loss over the investment.

In 2018, the Parent Company made additional subscriptions to the unissued authorized capital stock of DURBI consisting of 5,000,000 common shares for a total cost of ₱82.5 million. The capital infusion was not presented as additional investment but was applied to the 2017 excess of the share in net loss over the investment.

Equity in net losses in the 2017 consolidated statement of income amounting to ₱280.5 million includes the excess of the share in net loss over the investment in DURBI amounting to ₱147.6 million presented in 'Other noncurrent liabilities' as of December 31, 2018.

Calbee-URC Malaysia

On August 23, 2017, URC Malaysia entered into a joint venture agreement with Calbee, Inc., a corporation duly organized in Japan to form Calbee-URC Malaysia Sdn Bhd (CURM), a corporation registered with the Companies Commission of Malaysia organized to manufacture savoury snack products. Total consideration amounted to MYR2.7 million (₱34.3 million).

As of December 31, 2020 and 2019, the Parent Company has the following percentage of ownership of shares in its joint ventures and its related equity in the net assets are summarized below:

	Place of Business	Percentage of Ownership
VURCI	Philippines	50.00
DURBI	-do-	50.00
PSFL	New Zealand	50.10
CURM	Malaysia	50.00

Summarized financial information in respect of the Group's joint ventures as of December 31, 2020 and 2019 are presented below (in thousands).

	CURM		DURBI		VURCI		PSFL	
	2020	2019	2020	2019	2020	2019	2020	2019
Revenue	₱395,629	₱275,118	₱420,497	₱583,760	₱311,439	₱315,444	₱581,349	₱548,500
Costs and expenses	25,810	270,900	604,555	749,776	707,383	531,775	518,700	513,389
Net income (loss)	32,509	2,021	(184,059)	(166,016)	(325,314)	(239,067)	63,174	39,684
Current assets	₱118,426	₱142,673	₱381,449	₱671,399	₱494,355	₱475,390	₱200,555	₱122,410
Noncurrent assets	24,722	21,786	16,006	7,702	739,300	844,629	600,764	671,877
Current liabilities	52,408	99,399	838,961	934,039	573,742	717,420	80,169	129,203
Noncurrent liabilities	-	-	6,861	9,522	734,877	450,000	40,263	40,751
Equity	₱90,740	₱65,060	(₱448,367)	(₱264,460)	(₱74,964)	₱152,599	₱680,887	₱624,333
Group share in equity	₱45,370	₱32,530	₱-	₱-	₱-	₱76,300	₱341,124	₱312,791
Carrying amount of investment	₱45,370	₱32,530	₱-	₱-	₱-	₱76,300	₱341,124	₱312,791

The summarized financial information presented above represents amounts shown in the joint ventures' financial statements prepared in accordance with PFRSs.

The joint venture companies are private companies and there are no quoted prices available for their shares.

No dividends were declared and received for the years ended December 31, 2020 and 2019.



As of December 31, 2020 and 2019, there were no agreements entered into by the joint ventures that may restrict dividends and other capital distributions to be paid, or loans and advances to be made or repaid to or from the Group. In addition, the Group has no share on commitments and contingencies of its joint ventures.

17. Other Noncurrent Assets

This account consists of:

	2020	2019
Input VAT	₱768,562,753	₱514,866,037
Deposits	623,260,441	612,546,621
Financial assets at FVOCI	75,400,000	76,290,000
Investment properties	29,962,148	33,173,512
Others	259,012,119	197,948,881
	₱1,756,197,461	₱1,434,825,051

Input VAT

Input tax pertains to VAT from purchases and/or importations of various parts, supplies, equipment, machineries and or capital goods, which will be claimed as credit against output tax liabilities in a manner prescribed by pertinent revenue regulations.

Deposits

The Group's deposits pertain to the installation of power and water meters, returnable containers and security deposits for operating leases of plants, warehouses and office buildings.

Financial Assets at FVOCI

As of December 31, 2020 and 2019, financial assets at FVOCI consists of equity securities with the following movement:

	2020	2019
Balance at beginning of period	₱76,290,000	₱50,300,000
Changes in fair value during the period	(890,000)	25,990,000
Balance at end of period	₱75,400,000	₱76,290,000

Fair value changes of financial assets at FVOCI are presented as components of 'Other comprehensive income' in Equity (see Note 23).

Investment Properties

The rollforward analysis of investment properties follows:

	2020	2019
Cost		
Balance at beginning and end of period	₱94,554,666	₱94,554,666
Accumulated depreciation		
Balance at beginning of period	61,381,154	58,169,787
Depreciation (Note 27)	3,211,364	3,211,367
Balance at end of period	64,592,518	61,381,154
Net book value at end of period	₱29,962,148	₱33,173,512



The investment properties consist of buildings and building improvements which are leased out to related and third parties (see Notes 34 and 36).

Total rental income earned from investment properties (included under 'Other losses - net' in the consolidated statements of income) amounted to ₱69.0 million, ₱112.4 million, and ₱61.2 million for years ended December 31, 2020, 2019, and 2018, respectively.

Direct operating expenses (included under 'General and administrative expenses' in the consolidated statements of income) arising from investment properties amounted to ₱0.8 million for each of the years ended December 31, 2020, 2019, and 2018.

Collateral

As of December 31, 2020 and 2019, the Group has no investment properties that are pledged as collateral.

Others

Others include noncurrent portion of advances to suppliers and deferred charges.

18. **Short-term Debts**

This account consists of:

	2020	2019
Peso-denominated loan - unsecured with interest ranging from 2.80% to 2.95% and 3.95% for the years ended December 31, 2020 and 2019, respectively	₱1,000,000,000	₱1,980,000,000
Thai Baht-denominated loans - unsecured with interest ranging from 1.30% to 1.62% and from 2.18% to 2.22% for the years ended December 31, 2020 and 2019, respectively	1,365,399,032	1,535,498,728
Malaysian Ringgit-denominated loan - unsecured with interest at 3.20% and 4.43% for the years ended December 31, 2020 and 2019, respectively	303,391,164	332,986,545
	₱2,668,790,196	₱3,848,485,273

Accrued interest payable on the Group's short-term debts (included under 'Accounts payable and other accrued liabilities' in the consolidated statements of financial position) amounted to ₱2.9 million and ₱15.7 million as of December 31, 2020 and 2019, respectively. Interest expense from the short-term debts amounted to ₱82.8 million, ₱93.9 million and ₱134.9 million for the years ended December 31, 2020, 2019, and 2018, respectively (see Note 30).



19. Accounts Payable and Other Accrued Liabilities

This account consists of:

	2020	2019
Trade payables (Note 34)	₱15,226,257,283	₱13,461,966,827
Accrued expenses	8,021,725,105	6,284,949,047
Customers' deposits	539,913,731	373,750,960
VAT payable	245,575,404	167,096,180
Derivative liabilities (Note 9)	213,725,486	305,835,400
Advances from stockholders (Note 34)	187,943,346	192,691,243
Withholding taxes payable	185,126,132	148,494,243
Due to related parties (Note 34)	140,590,767	151,785,243
Others	70,979,466	211,179,729
	₱24,831,836,720	₱21,297,748,872

Trade payables are noninterest-bearing and are normally settled on 30-60 day terms. Trade payables arise from purchases of inventories which include raw materials and indirect materials (i.e., packaging materials) and supplies, for use in manufacturing and other operations.

The accrued expenses account consists of:

	2020	2019
Advertising and promotions	₱4,168,067,417	₱3,289,303,049
Personnel costs	1,145,936,799	1,005,262,168
Freight and handling costs	480,495,182	270,631,087
Utilities	420,920,617	302,097,687
Rent	348,924,743	97,735,880
Contracted services	295,941,690	464,476,698
Interest	89,132,405	59,383,839
Professional and legal fees	59,423,865	46,067,820
Others	1,012,882,387	749,990,819
	₱8,021,725,105	₱6,284,949,047

Customers' deposits represent downpayments for the sale of goods or performance of services which will be applied against accounts receivables upon delivery of goods or rendering of services.

Accrued professional and legal fees include fees or services rendered by third party consultants for the review of the Group's brand portfolio. The related expense recognized under 'Other losses – net' in the 2020, 2019 and 2018 consolidated statements of income amounted to nil, ₱161.3 million and ₱341.5 million, respectively.

Others include accruals for taxes and licenses, commission, royalties, restructuring provision and other benefits. In 2019, the Group recorded a restructuring provision related to downsizing of farm operations and consolidation of plant operations. The key objectives of the restructuring are: (a) to focus on the profitable and growing animal nutrition and health business, (b) to maximize the value-added chain concentrating on the processed meat business and (c) to improve long-term cost efficiencies for both farm and plant operations. The restructuring provision consists of write-down of biological assets (Note 14), property, plant and equipment (Note 13) and accrual of employee redundancy costs amounting ₱239.0 million, ₱453.7 million and ₱137.1 million, respectively.



The related expense is recognized under “Other losses - net” in the consolidated statement of income. As of December 31, 2020, P39.5 million remains of the accrual for employee redundancy costs.

20. Long-term Debts

This account consists of:

	2020			2019		
	Principal	Unamortized debt issuance cost	Net	Principal	Unamortized debt issuance cost	Net
URC AU FinCo Loan	₱17,888,983,093	₱50,085,857	₱17,838,897,236	₱17,200,057,755	₱110,736,987	₱17,089,320,768
URC NZ FinCo Loan	13,625,258,770	126,604,870	13,498,653,900	13,462,223,310	165,466,470	13,296,756,840
	₱31,514,241,863	₱176,690,727	₱31,337,551,136	₱30,662,281,065	₱276,203,457	₱30,386,077,608

URC AU FinCo Loan due 2021

On September 30, 2016, URC AU FinCo entered into a syndicated term loan facility agreement guaranteed by the Parent Company payable in five years, amounting to AU\$484.2 million (₱17.9 billion), with various banks for payment of acquisition costs and to refinance certain indebtedness of an acquired company, CSPL. The loan obtained bears a market interest rate plus a certain spread, payable quarterly, maturing on September 30, 2021.

URC NZ FinCo NZ\$395 Million Term Loan due 2023

On October 22, 2018, URC NZ FinCo entered into a term loan facility agreement guaranteed by the Parent Company payable in five years, amounting to NZ\$395.0 million (₱14.4 billion), with various banks for payment of the NZ\$420 million term loan due in 2019. The loan obtained bears a market interest rate plus a certain spread, payable quarterly, and maturing on October 22, 2023.

These long-term loans have no collateral but are all guaranteed by the Parent Company.

For each of these loans, the Group is required to maintain consolidated debt to equity ratio of not greater than 2.5 to 1.0. The Group has complied with all of its debt covenants as of December 31, 2020 and 2019.

21. Other Noncurrent Liabilities

This account consists of:

	2020	2019
Net pension liability (Note 31)	₱1,022,260,701	₱761,383,080
Miscellaneous	224,440,047	290,659,323
	₱1,246,700,748	₱1,052,042,403

Miscellaneous includes asset retirement obligation and other noncurrent liabilities.

Asset retirement obligation arises from obligations to restore the leased manufacturing sites, warehouses and offices of CSPL at the end of the respective lease terms. These provisions are calculated as the present value of the estimated expenditures required to remove any leasehold improvements. These costs are currently capitalized as part of the cost of the plant and equipment and are amortized over the shorter of the lease term and the useful life of assets.



As of December 31, 2020 and 2019, the carrying value of asset retirement obligation amounted to ₱183.8 million and ₱90.9 million, respectively. The amortization of this asset retirement obligation (included under 'Finance costs' in the consolidated statements of income) amounted to ₱3.0 million, ₱3.3 million and ₱3.5 million for the years ended December 31, 2020, 2019, and 2018, respectively (see Note 30).

22. Equity

The details of the Parent Company's common stock as of December 31, 2020 and 2019 follow:

Authorized shares	2,998,000,000
Par value per share	₱1.00
Issued shares:	
Balance at beginning and end of year	2,230,160,190
Outstanding shares	2,204,161,868

The paid-up capital of the Parent Company consists of the following as of December 31, 2020 and 2019:

Common stock	₱2,230,160,190
Additional paid-in capital	21,191,974,542
Total paid-up capital	₱23,422,134,732

Capital Management

The primary objective of the Group's capital management is to ensure that it maintains healthy capital ratios in order to support its business and maximize shareholder value. The Group manages its capital structure and makes adjustments to these ratios in light of changes in economic conditions and the risk characteristics of its activities. In order to maintain or adjust the capital structure, the Group may adjust the amount of dividend payment to shareholders, return capital structure or issue capital securities. No changes have been made in the objective, policies and processes as they have been applied in previous years.

The Group monitors its use of capital structure using a debt-to-capital ratio which is gross debt divided by total capital. The Group includes within gross debt all interest-bearing loans and borrowings, while capital represents total equity.

Following is a computation of the Group's debt-to-capital ratio:

	December 31, 2020	December 31, 2019
(a) Short-term debts (Note 18)	₱2,668,790,196	₱3,848,485,273
Trust receipts payable (Note 11)	7,454,089,371	8,747,355,847
Long-term debts (Note 20)	31,337,551,136	30,386,077,608
	₱41,460,430,703	₱42,981,918,728
(b) Capital	₱97,784,161,934	₱95,184,502,194
(c) Debt-to-capital ratio (a/b)	0.42:1	0.45:1

The Group's policy is to not exceed a debt-to-capital ratio of 2:1. The Group considers its total equity as capital.



Cumulative Redeemable Preferred Shares

The Group's authorized preferred shares of stock are 12.00% cumulative, nonparticipating, and nonvoting. In case of dissolution and liquidation of the Parent Company, the holders of the preferred shares shall be entitled to be paid an amount equal to the par value of the shares or ratably insofar as the assets of the Parent Company may warrant, plus accrued and unpaid dividends thereon, if any, before the holders of the common shares of stock can be paid their liquidating dividends. The authorized preferred stock is 2,000,000 shares at par value of ₱1.00 per share. There have been no issuances of preferred stock as of December 31, 2020 and 2019.

Retained Earnings

Accumulated equity in net earnings of the subsidiaries

A portion of the Group's retained earnings corresponding to the undistributed net earnings of the subsidiaries and joint ventures amounting to ₱66.1 billion and ₱59.6 billion as of December 31, 2020 and 2019, respectively, is not available for dividend declaration. This becomes available for dividend declaration upon dividend distribution by the investees.

Dividends

Details of the Group's dividend declarations follow:

Parent Company

On March 10, 2020, the Parent Company's BOD declared regular cash dividends amounting to ₱1.50 per share to stockholders of record as of March 24, 2020. On the same date, the Parent Company's BOD declared special cash dividends amounting to ₱1.65 per share to stockholders of record as of June 1, 2020. Total dividends declared amounted to ₱6.9 billion. On April 21, 2020, the regular cash dividend was paid amounting to ₱3.3 billion. On June 26, 2020, the special cash dividend was paid amounting to ₱3.6 billion.

On February 28, 2019, the Parent Company's BOD declared regular cash dividends amounting to ₱1.50 per share to stockholders of record as of March 14, 2019. On the same date, the Parent Company's BOD declared special cash dividends amounting to ₱1.65 per share to stockholders of record as of July 1, 2019. Total dividends declared amounted to ₱6.9 billion. On March 28, 2019, the regular cash dividend was paid amounting to ₱3.3 billion. On July 25, 2019, the special cash dividend was paid amounting to ₱3.6 billion.

On February 5, 2018, the Parent Company's BOD declared regular cash dividends amounting to ₱3.15 per share to stockholders of record as of February 26, 2018. On March 22, 2018, the total dividends declared was paid amounting to ₱6.9 billion.

NURC

On June 9, 2020, NURC's BOD approved the declaration of cash dividends amounting to ₱700.0 million (₱3.70 per share) to stockholders of record as of December 31, 2019 payable on or before September 30, 2020.

On June 6, 2019, NURC's BOD approved the declaration of cash dividends amounting to ₱600.0 million (₱3.17 per share) to stockholders of record as of December 31, 2018 payable on or before September 30, 2019.

On March 23, 2018, NURC's BOD approved the declaration of cash dividends amounting to ₱690.0 million (₱3.65 per share) to stockholders of record as of December 31, 2017 payable on or before September 30, 2018.



The Group intends to maintain an annual cash dividend payment ratio of 50.0% of the Group's consolidated net income from the preceding fiscal year, subject to the requirements of the applicable laws and regulations and the absence of circumstances which may restrict the payment of such dividends. The BOD may, at any time, modify such dividend payment ratio.

Appropriation of retained earnings

On December 16, 2020, the BOD approved the reversal of the appropriation of retained earnings in the aggregate amount of ₱2.0 billion, which was approved by the BOD in its resolutions adopted on September 8, 2015 and September 7, 2016.

On December 18, 2018, the BOD approved the reversal of the appropriation of retained earnings in the aggregate amount of ₱2.5 billion, which was approved by the BOD in its resolutions adopted on September 27, 2016 and December 15, 2017.

Treasury Shares

Under the Articles and Plan of Merger of CFC Clubhouse Property, Inc. (CCPI) with and into the Parent Company which was approved by the SEC on April 24, 2018, the Parent Company has issued 2,521,257 common shares to the stockholders of CCPI. Since CCPI is a wholly-owned subsidiary of URC, these issued shares were consequently classified as treasury shares amounting to ₱338.4 million.

The Parent Company has outstanding treasury shares of 26.0 million shares (₱679.5 million) as of December 31, 2020 and 2019, restricting the Parent Company from declaring an equivalent amount from unappropriated retained earnings as dividends.

Equity Reserve

In July 2019, Intersnack, a European enterprise engaged in the savory snacks market with an extensive product portfolio, agreed to buy 40% of Oceania business (SBA and Griffin's) to leverage on the Group's and Intersnack's know-how from their respective markets. This transaction is expected to yield better manufacturing, supply chain and sustainability practices and will set the groundwork for an even larger and more efficient Oceania operations. Considerations received for the transaction consisted of cash and Yarra Valley net assets amounting to US\$142.0 million (₱7.2 billion) and US\$10.1 million (₱0.5 billion), respectively.

On December 23, 2019, the Australian FIRB approved the transaction.

As a result of the sale, the equity interest of URC changed from 100.0% to 60.0%. The excess of the total consideration received over the carrying amount of the equity transferred and call option issued to NCI amounting to ₱2.4 billion is presented under 'Equity reserve' in the consolidated statements of financial position. See Note 9 for the disclosure on call option.

In December 2014, URC entered into a share purchase agreement with Nissin Foods (Asia) Pte. Ltd. to sell 14.0% of its equity interest in NURC for a total consideration of ₱506.7 million. As a result of the sale, the equity interest of URC changed from 65.0% to 51.0%. The excess of the consideration received over the carrying amount of the equity transferred to NCI amounting to ₱481.1 million is presented under 'Equity reserve' in the consolidated statements of financial position.



In August 2012, the Parent Company acquired 23.0 million common shares of URCICL from International Horizons Investment Ltd for ₱7.2 billion. The acquisition of shares represented the remaining 23.00% interest in URCICL. As a result of the acquisition, the Parent Company now holds 100.00% interest in URCICL. The Group charged equity reserve from the acquisition amounting to about ₱3.7 billion presented under 'Equity reserve' in the consolidated statements of financial position.

Non-controlling Interest

The equity interest held by non-controlling interest in subsidiaries with material non-controlling interest as of December 31, 2020 and 2019 as follows:

Subsidiaries	Percentage of Ownership of Material NCI
NURC	49.00
UHC	40.00

The summarized financial information (before inter-company eliminations) of subsidiaries with material non-controlling interest follows (in thousands):

	NURC		UHC	
	2020	2019	2020	2019
Current assets	₱2,089,361	₱1,543,576	₱8,143,192	₱6,842,073
Noncurrent assets	1,287,978	1,344,946	64,663,475	51,734,288
Current liabilities	2,278,429	1,845,306	23,376,043	4,800,314
Noncurrent liabilities	30,933	168,831	21,305,195	34,643,347
Revenue	7,406,463	6,344,753	19,987,025	19,800,977
Costs and expenses	6,130,273	4,532,473	17,057,554	17,512,287
Net income	893,471	694,195	1,120,473	526,258

The accumulated non-controlling interest of material non-controlling interest are as follows:

	2020	2019
UHC	₱5,007,081,716	₱4,805,419,186
NURC	513,909,767	427,419,011

The profit allocated to non-controlling interest for the years ended December 31, 2020, 2019, and 2018, amounted to ₱877.9 million, ₱342.6 million, and ₱258.5 million, respectively.



Record of Registration of Securities with SEC

Summarized below is the Parent Company's track record of registration of securities under the Securities Registration Code:

Date of offering	Type of offering	No. of shares offered	Par value	Offer price	Authorized number of shares	Issued and outstanding shares
February 17, 1994	Registration of authorized capital stock	–	₱1.00	₱–	1,998,000,000 common shares 2,000,000 preferred shares	–
February 23, 1994	Initial public offering Subscribed and fully paid common Shares	929,890,908	1.00	1.00	–	929,890,908
	New common shares	309,963,636	1.00	21.06	–	309,963,636
July 21, 1995	20.00% stock dividend	247,970,907	–	–	–	247,970,907
October 15, 2001	10.00% stock dividend	148,782,542	–	–	–	148,782,542
June 20, 2003	Property-for-share swap [the Parent Company shares in exchange for property of Robinsons Supermarket Corporation (RSC)]	49,871,556	–	–	–	49,871,556
December 16, 2005	Increase in authorized capital stock (payment by way of 15.00% stock dividend)	–	–	–	1,000,000,000 common shares	252,971,932

(Forward)



Date of offering	Type of offering	No. of shares offered	Par value	Offer price	Authorized number of shares	Issued and outstanding shares
February 7, 2006	New share offering for common shares:					
	a. Primary shares	282,400,000	₱1.00	₱17.00	—	282,400,000
	b. Secondary shares	352,382,600				
	c. Over-allotment shares	95,217,400				
November 14, 2007 to October 20, 2008	Acquisition of Parent Company's shares under the share buy-back Program	—	—	—	—	(75,104,200)
April 21, 2009	Issuance of shares to JGSHI	—	—	—	—	5,787,452
December 8, 2009 to January 27, 2011	Acquisition of Parent Company's shares under the share buy-back Program	—	—	—	—	(91,032,800)
June 14, 2012	Sale of treasury shares	—	—	—	—	120,000,000
September 30, 2016	Sale of treasury shares	—	—	—	—	22,659,935
April 24, 2018	Issuance of shares to stockholders	—	—	—	—	2,521,257
April 24, 2018	Re-purchase of shares issued to stockholders	—	—	—	—	(2,521,257)
						2,204,161,868



The table below provides information regarding the number of stockholders of the Parent Company:

	December 31, 2020	December 31, 2019	December 31, 2018
Common shares	1,002	1,003	1,012

23. Components of Other Comprehensive Income

The breakdown and movement of other comprehensive income attributable to equity holders of the Parent Company follow:

	December 31, 2020	December 31, 2019	December 31, 2018
<i>Items to be reclassified to profit or loss in subsequent periods, net of tax:</i>			
Cumulative translation adjustments*	₱2,344,845,823	₱3,678,701,625	₱2,480,952,279
Net unrealized gain on AFS financial assets			
Balance at beginning of period	–	–	24,260,000
Reclassification due to PFRS 9	–	–	(24,260,000)
Balance at end of period	–	–	–
Net unrealized gain (loss) on cash flow hedges:			
Balance at beginning of period	–	4,600,119	7,936,673
Change in fair value during the period (Note 9)	(19,127,379)	(4,600,119)	(3,336,554)
Balance at end of period	(19,127,379)	–	4,600,119
	2,325,718,444	3,678,701,625	2,485,552,398
<i>Item not to be reclassified to profit or loss in subsequent periods:</i>			
Net unrealized gain on financial assets at FVOCI			
Balance at beginning of period	54,570,000	28,580,000	–
Reclassification due to PFRS 9	–	–	24,260,000
Change in fair value during the period (Note 17)	(890,000)	25,990,000	4,320,000
Balance at end of period	53,680,000	54,570,000	28,580,000
Remeasurement losses on defined benefit plans, gross of tax:			
Balance at beginning of period	(719,833,392)	(256,522,672)	(558,125,366)
Remeasurement gain (loss) on defined benefit plans during the period (Note 31)	(202,140,364)	(463,310,720)	301,602,694
Balance at end of period	(921,973,756)	(719,833,392)	(256,522,672)
Income tax effect	276,592,127	215,950,018	76,956,802
Balance at end of period	(645,381,629)	(503,883,374)	(179,565,870)
	(591,701,629)	(449,313,374)	(150,985,870)
	₱1,734,016,815	₱3,229,388,251	₱2,334,566,528

*All movements in cumulative translation adjustments arise from translation of foreign operations. No foreign operations were disposed of in 2020, 2019 and 2018.



The breakdown and movement of other comprehensive income attributable to non-controlling interests follow:

	December 31, 2020	December 31, 2019	December 31, 2018
<i>Items to be reclassified to profit or loss in subsequent periods, net of tax:</i>			
Cumulative translation adjustments	(₱232,786,766)	₱-	₱-
Net unrealized loss on cash flow hedges:			
Balance at beginning of period	-	-	-
Change in fair value during the period (Note 9)	(12,751,586)	-	-
Balance at end of period	(12,751,586)	-	-
	(245,538,352)	-	-
<i>Item not to be reclassified to profit or loss in subsequent periods:</i>			
Remeasurement losses on defined benefit plans, gross of tax:			
Balance at beginning of period	(10,142,916)	(2,336,952)	(953,725)
Remeasurement gain on defined benefit plans during the period (Note 31)	(1,707,911)	(7,805,964)	(1,383,227)
Balance at end of period	(11,850,827)	(10,142,916)	(2,336,952)
Income tax effect	3,555,248	3,042,875	701,086
	(8,295,579)	(7,100,041)	(1,635,866)
	(₱253,833,931)	(₱7,100,041)	(₱1,635,866)

24. Sale of Goods and Services/Cost of Sales

Sale of goods and services include revenue from tolling services amounting to ₱1.4 billion, ₱1.1 billion, and ₱241.8 million for the years ended December 31, 2020, 2019, and 2018, respectively.

Cost of sales account consists of:

	December 31, 2020	December 31, 2019	December 31, 2018
Raw materials used	₱60,881,756,876	₱63,361,227,250	₱61,935,144,153
Direct labor	6,399,182,386	6,360,549,254	6,229,393,398
Overhead costs	24,770,248,426	25,918,285,625	23,292,309,420
Total manufacturing costs	92,051,187,688	95,640,062,129	91,456,846,971
Goods in-process	82,041,902	(558,182,283)	(218,195,227)
Cost of goods manufactured	92,133,229,590	95,081,879,846	91,238,651,744
Finished goods	(51,347,052)	(1,219,950,084)	(906,082,403)
	₱92,081,882,538	₱93,861,929,762	₱90,332,569,341

Raw materials used include the Group's usage of both raw materials and containers and packaging materials inventory.



Overhead costs are broken down as follows:

	December 31, 2020	December 31, 2019	December 31, 2018
Utilities	₱8,285,133,844	₱8,373,558,035	₱7,898,234,689
Depreciation and amortization (Note 27)	6,397,549,700	6,302,960,643	5,548,177,852
Personnel expenses (Note 28)	3,694,576,955	3,582,738,030	3,344,085,895
Repairs and maintenance	3,282,297,449	3,407,462,606	2,943,488,316
Security and other contracted services	754,449,782	781,742,318	722,503,684
Insurance	275,058,744	200,592,711	192,985,628
Rental expense (Note 36)	184,028,580	205,284,893	523,104,472
Research and development	87,019,320	86,888,100	86,766,264
Handling and delivery charges	44,386,508	238,260,011	176,880,414
Others	1,765,747,544	2,738,798,278	1,856,082,206
	₱24,770,248,426	₱25,918,285,625	₱23,292,309,420

Others include excise taxes amounting to ₱1.0 billion, ₱1.4 billion, and ₱1.2 billion for the years ended December 31, 2020, 2019, and 2018, respectively.

25. Selling and Distribution Costs

This account consists of:

	December 31, 2020	December 31, 2019	December 31, 2018
Freight and other selling expenses	₱8,025,671,309	₱8,205,907,551	₱8,051,330,943
Advertising and promotions	7,819,144,647	8,050,648,898	7,153,068,812
Personnel expenses (Note 28)	2,331,737,530	2,417,165,856	2,475,786,677
Depreciation and amortization (Note 27)	281,318,030	319,222,942	219,016,116
Repairs and maintenance	123,598,696	124,619,270	131,244,077
Others	754,363,168	709,747,567	689,112,228
	₱19,335,833,380	₱19,827,312,084	₱18,719,558,853

Others include research and development, communication, travel and transportation, rent and concessionaire's fee.

26. General and Administrative Expenses

This account consists of:

	December 31, 2020	December 31, 2019	December 31, 2018
Personnel expenses (Note 28)	₱2,998,753,443	₱2,834,313,060	₱2,882,430,173
Depreciation and amortization (Note 27)	686,088,387	687,873,342	602,581,876
Repairs and maintenance	418,493,049	229,681,422	243,392,263
Security and contractual services	378,857,936	372,219,881	285,204,116
Professional and legal fees	246,012,545	228,281,772	217,085,528
Taxes, licenses and fees	203,028,161	241,262,338	256,080,911
Communication	108,776,357	124,345,022	122,195,855
Rental expense (Note 36)	79,864,265	229,404,741	236,787,812
Travel and transportation	76,830,309	154,739,024	150,412,629
Utilities	41,960,706	42,529,228	60,836,183
Stationery and office supplies	21,087,224	24,320,840	30,784,674
Donations and contributions	4,441,594	6,210,131	29,603,765
Others	411,015,127	298,147,274	219,812,560
	₱5,675,209,103	₱5,473,328,075	₱5,337,208,345

Others include insurance, memberships, bank charges, and representation and entertainment related to general and administrative functions.



27. Depreciation and Amortization

The breakdown of consolidated depreciation and amortization follows:

	December 31, 2020	December 31, 2019	December 31, 2018
Cost of sales (Notes 13, 24 and 36)	₱6,397,549,700	₱6,302,960,643	₱5,548,177,852
Selling and distribution costs (Notes 13 and 36)	281,318,030	319,222,942	219,016,116
General and administrative expenses (Notes 13, 15, 17 and 36)	686,088,387	687,873,342	602,581,876
	₱7,364,956,117	₱7,310,056,927	₱6,369,775,844

28. Personnel Expenses

This account consists of:

	December 31, 2020	December 31, 2019	December 31, 2018
Salaries and wages	₱6,939,959,687	₱6,742,290,939	₱6,278,052,294
Other employee benefits	1,821,609,472	1,740,720,386	2,247,665,666
Pension expense (Note 31)	263,498,769	351,205,621	176,584,785
	₱9,025,067,928	₱8,834,216,946	₱8,702,302,745

The breakdown of personnel expenses follows:

	December 31, 2020	December 31, 2019	December 31, 2018
Cost of sales (Note 24)	₱3,694,576,955	₱3,582,738,030	₱3,344,085,895
Selling and distribution costs (Note 25)	2,331,737,530	2,417,165,856	2,475,786,677
General and administrative expenses (Note 26)	2,998,753,443	2,834,313,060	2,882,430,173
	₱9,025,067,928	₱8,834,216,946	₱8,702,302,745

29. Finance Revenue

This account consists of:

	December 31, 2020	December 31, 2019	December 31, 2018
Bank interest income (Note 7)	₱278,116,810	₱311,460,067	₱326,978,321
Dividend income (Note 8)	64,605,739	16,151,435	32,302,870
	₱342,722,549	₱327,611,502	₱359,281,191



30. Finance Costs

This account consists of finance costs arising from:

	December 31, 2020	December 31, 2019	December 31, 2018
Long-term debts (Note 20)	₱505,451,038	₱866,375,210	₱1,354,936,980
Interest expense on lease liabilities (Note 36)	385,939,191	188,347,893	–
Trust receipts (Note 11)	304,240,663	371,613,584	143,610,059
Short-term debts (Note 18)	82,791,315	93,925,041	134,922,658
Net interest on net pension liability (Note 31)	42,023,710	26,381,202	8,751,555
Others (Notes 20 and 21)	120,045,613	123,226,139	19,479,141
	₱1,440,491,530	₱1,669,869,069	₱1,661,700,393

Others include unamortized debt issue costs recognized as expense on pretermination of NZD loan, amortization of asset retirement obligation and other financing charges.

31. Pension Costs

The Group has a funded, noncontributory defined benefit retirement plan covering all its employees. The pension funds are being administered and managed through JG Summit Multi-Employer Retirement Plan, with Robinsons Bank Corporation (RBC) as Trustee. The plan provides for retirement, separation, disability and death benefits to its members. The Group, however, reserves the right to discontinue, suspend or change the rates and amounts of its contributions at any time on account of business necessity or adverse economic conditions. The retirement plan has an Executive Retirement Committee that is mandated to approve the plan, trust agreement, investment plan, including any amendments or modifications thereto, and other activities of the Plan. Certain members of the BOD of the Ultimate Parent Company are represented in the Executive Retirement Committee. RBC manages the funds based on the mandate as defined in the trust agreement.

Under the existing regulatory framework, Republic Act (RA) 7641, *the Philippine Retirement Pay Law*, requires a provision for retirement pay to qualified private sector employees in the absence of any retirement plan in the entity, provided however that the employee's retirement benefits under any collective bargaining and other agreements shall not be less than those provided under law. The law does not require minimum funding of the plan. The Parent Company and all of its subsidiaries meet the minimum retirement benefit under RA 7641.

As of December 31, 2020 and 2019, the Group recognized net pension liability amounting to ₱1.0 billion and ₱761.4 million, respectively, included under 'Other noncurrent liabilities' in the consolidated statements of financial position amounted to (see Note 21).



Changes in net defined benefit liability of funded funds and fair value of plan assets of the Group are as follows:

2020														
Net benefit cost in consolidated statements of income					Remeasurements in other comprehensive income									
	January 1, 2020	Current service cost (Note 28)	Finance cost (Note 30)	Settlement gain	Subtotal	Benefits paid	Return on plan assets (excluding amount included in net interest cost)	Actuarial changes arising from changes in experience adjustments	Actuarial changes arising from demographic assumptions	Actuarial changes arising from financial assumptions	Subtotal	Contributions	Asset Transfer	December 31, 2020
Present value of defined benefit obligation	₱2,899,055,814	₱251,873,194	₱142,180,922	(₱30,398,135)	₱363,655,981	(₱396,323,880)	₱-	(₱174,029,016)	₱132,002,295	₱288,255,542	₱246,228,821	₱-	(₱3,864,025)	₱3,108,752,711
Fair value of plan assets	(2,137,672,734)	-	(100,157,212)	-	(100,157,212)	396,323,880	(42,892,919)	-	-	-	(42,892,919)	(252,232,263)	50,139,238	(2,086,492,010)
	₱761,383,080	₱251,873,194	₱42,023,710	(₱30,398,135)	₱263,498,769	₱-	(₱42,892,919)	(₱174,029,016)	₱132,002,295	₱288,255,542	₱203,335,902	(₱252,232,263)	₱46,275,213	₱1,022,260,701

2019														
Net benefit cost in consolidated statements of income					Remeasurements in other comprehensive income									
	January 1, 2019	Current service cost (Note 28)	Past service cost (Note 28)	Finance cost (Note 30)	Subtotal	Benefits paid	Return on plan assets (excluding amount included in net interest cost)	Actuarial changes arising from changes in experience adjustments	Actuarial changes arising from demographic assumptions	Actuarial changes arising from financial assumptions	Subtotal	Contributions	Asset Transfer	December 31, 2019
Present value of defined benefit obligation	₱2,060,607,006	₱203,574,299	₱121,250,120	₱143,286,707	₱468,111,126	(₱152,251,708)	₱-	₱48,574,536	(₱18,574,799)	₱492,589,653	₱522,589,390	₱-	₱-	₱2,899,055,814
Fair value of plan assets	(2,054,229,051)	-	-	(116,905,505)	(116,905,505)	152,251,708	(51,472,706)	-	-	-	(51,472,706)	(67,317,180)	-	(2,137,672,734)
	₱6,377,955	₱203,574,299	₱121,250,120	₱26,381,202	₱351,205,621	₱-	(₱51,472,706)	₱48,574,536	(₱18,574,799)	₱492,589,653	₱471,116,684	(₱67,317,180)	₱-	₱761,383,080



The fair value of net plan assets of the Group by class as at the end of the reporting period are as follows:

	2020	2019
Assets		
Cash and cash equivalents (Note 34)	₱974,943	₱19,721,001
Loans receivable	240,570,000	240,570,000
Financial assets at FVOCI	56,980,800	86,935,900
Investments at amortized cost	294,918,104	328,572,712
UITF investments	1,345,513,206	1,313,720,699
Interest receivable	4,707,167	5,009,207
Prepaid taxes	-	840
Land	143,201,000	143,201,000
	2,086,865,220	2,137,731,359
Liabilities		
Accounts payable, accrued trust and management fees	373,210	58,625
	₱2,086,492,010	₱2,137,672,734

The costs of defined benefit pension plan as well as the present value of the pension obligation are determined using actuarial valuations. The actuarial valuation involves making various assumptions. The principal assumptions used in determining pension for defined benefit plans are as follows:

	Parent Company		NURC	
	2020	2019	2020	2019
Discount rate	3.95%	4.91%	3.97%	4.88%
Salary increase	4.00% to 5.70%	5.70%	5.70%	5.70%

The overall expected rate of return on assets is determined based on the market expectation prevailing on that date, applicable to the period over which the obligation is to be settled.

The sensitivity analysis below has been determined based on reasonably possible changes of each significant assumption on the defined benefit obligation as of the reporting period, assuming all other assumptions were held constant:

	Increase (Decrease)	Parent Company		NURC	
		2020	2019	2020	2019
Discount rate	1.00%	(₱313,674,690)	(₱235,033,950)	(₱7,456,849)	(₱4,945,848)
	(1.00%)	374,153,976	273,449,444	8,930,181	5,722,738
Salary increase	1.00%	363,884,506	281,947,303	8,680,414	5,865,354
	(1.00%)	(311,805,652)	(246,797,516)	(7,409,251)	(5,159,532)

The Group expects to contribute ₱344.9 million in the pension fund in 2021.

Shown below is the maturity analysis of the Group's expected (undiscounted) benefit payments:

	2020	2019
Less than one year	₱149,778,409	₱210,584,111
More than one year to five years	824,835,258	1,064,247,687
More than five years to 10 years	1,518,479,037	1,660,917,933
More than 10 years to 15 years	2,177,478,768	2,119,848,493
More than 15 years to 20 years	2,511,576,982	2,178,874,761
More than 20 years	8,732,285,054	5,834,070,929



Shown below is the average duration of the defined benefit obligation at the end of the reporting period:

	2020	2019
	(Years)	
Parent Company	11	18
NURC	12	17

32. Income Taxes

Provision for income tax consists of:

	December 31, 2020	December 31, 2019	December 31, 2018
Current	₱1,736,449,598	₱2,220,880,800	₱2,004,462,439
Deferred	395,232,099	(439,152,947)	77,631,388
	₱2,131,681,697	₱1,781,727,853	₱2,082,093,827

Components of the Group's net deferred tax assets and liabilities follow:

	Net deferred tax assets		Net deferred tax liabilities	
	2020	2019	2020	2019
Deferred tax assets on:				
Net unrealized foreign exchange loss	₱-	₱106,489,365	₱-	₱-
Loss arising from changes in fair value less estimated point-of-sale costs of swine stocks	-	10,081,568	-	-
Pension liabilities	252,456,867	223,134,051	171,368,029	230,542,430
Accrued expenses	-	-	163,366,945	318,702,139
Leases	71,342,988	31,562,949	158,445,022	53,106,721
Impairment losses on trade receivables and property and equipment	101,414,636	100,852,134	-	-
Inventory write-downs	62,212,573	33,546,186	11,223,749	5,962,337
Foreign subsidiaries	39,938,807	49,683,994	-	-
Unearned revenue	-	-	-	22,726,694
NOLCO	54,156,024	76,791,846	-	-
MCIT	-	34,312	-	-
	581,521,895	632,176,405	504,403,745	631,040,321
Deferred tax liabilities on:				
Gain arising from changes in fair value less estimated point-of-sale costs of swine stocks	1,030,416	-	-	-
Accelerated depreciation	-	-	366,814,562	483,787,981
Intangibles	-	-	2,923,321,145	2,945,109,949
Undistributed income of subsidiaries	6,988,650	4,054,703	1,015,191,150	1,082,305,949
Unearned revenue	14,951,034	7,955,884	-	-
Net unrealized foreign exchange gain	3,416,417	-	-	-
	26,386,517	12,010,587	4,305,326,857	4,511,203,879
Net deferred tax assets (liabilities)	₱555,135,378	₱620,165,818	(₱3,800,923,112)	(₱3,880,163,558)



As of December 31, 2020 and 2019, the Group's subsidiaries did not recognize deferred tax assets amounting to ₱337.6 million and ₱220.3 million, respectively, since management believes that future taxable income will not be available to allow all or part of the deferred tax assets to be utilized.

Reconciliation between the Group's statutory income tax rate and the effective income tax rate follows:

	December 31, 2020	December 31, 2019	December 31, 2018
Statutory income tax rate	30.00%	30.00%	30.00%
Increase (decrease) in tax rate resulting from:			
Net income of subsidiaries with different tax rate	(13.20)	(14.17)	(8.26)
Income exempt from tax	(2.94)	(2.20)	(2.64)
Interest income subjected to final tax	(0.11)	(0.27)	(0.31)
Income subject to lower tax rate	(0.11)	-	-
Equity in net income of a joint venture	(0.07)	(0.40)	(0.34)
Nondeductible interest expense	0.05	0.11	0.13
Change in value of financial assets at FVTPL	(0.03)	0.01	0.09
Others	1.91	1.90	(0.64)
Effective income tax rate	15.50%	14.98%	18.03%

Under Philippine tax laws, the Group is subject to income taxes, as well as other taxes (presented as 'Taxes and licenses' in the consolidated statements of income). Other taxes paid consist principally of documentary stamp taxes, real estate taxes and municipal taxes.

Income taxes include the minimum corporate income tax (MCIT), regular corporate income tax (RCIT), final tax paid at the rate of 20.0% for peso deposits and 7.5% for foreign currency deposits on gross interest income from bank deposits and short-term investments.

Current tax regulations provide that the RCIT rate shall be 30.0% and interest allowed as a deductible expense is reduced by 33.0% of interest income subjected to final tax beginning January 1, 2009.

Current tax regulations also provide for rules on the imposition of a 2.0% MCIT on the gross income as of the end of the taxable year beginning on the fourth taxable year immediately following the taxable year in which the Group commenced its business operations. Any excess MCIT over the RCIT can be carried forward on an annual basis and credited against the RCIT for the three immediately succeeding taxable years. In addition, NOLCO is allowed as a deduction from taxable income in the next three years from the date of inception.

Current tax regulations further provides that an Optional Standard Deduction (OSD) equivalent to 40.0% of gross income may be claimed as an alternative deduction in computing for the RCIT. For the years ended December 31, 2020, 2019, and 2018, the Group did not claim the OSD in lieu of the itemized deductions.



Entertainment, Amusement and Recreation (EAR) Expenses

Current tax regulations define expenses to be classified as EAR expenses and set a limit for the amount that is deductible for tax purposes. EAR expenses are limited to 0.5% of net sales for sellers of goods or properties or 1.0% of net revenue for sellers of services. For sellers of both goods or properties and services, an apportionment formula is used in determining the ceiling on such expenses. The Group recognized EAR expenses (included under 'General and administrative expenses' in the consolidated statements of income) amounting to ₱40.9 million, ₱76.2 million, and ₱57.5 million for the years ended December 31, 2020, 2019, and 2018, respectively.

MCIT

An MCIT of 2.0% on modified gross income is computed and compared with the RCIT. Any excess of the MCIT over RCIT is deferred and can be used as a tax credit against future income tax liability for the next three years.

Corporate Recovery and Tax Incentives for Enterprises or "CREATE" Act

On February 1, 2021, the Bicameral Conference Committee, under the 18th Congress of the Philippines, approved the reconciled version of the House Bill No. 4157 and Senate Bill No. 1357 (the CREATE bill). The CREATE bill seeks to reform corporate income taxes and incentives in the country by implementing certain changes to the current tax regulations. These changes include:

- Reduction in the RCIT from 30% to 20% for domestic corporations with net taxable income not exceeding ₱5.0 million and with total assets not exceeding ₱100.0 million excluding the value of land on which the particular business entity's office, plant and equipment are situated;
- Reduction in the RCIT from 30% to 25% for all other corporations;
- Lowering of MCIT from 2% to 1% of gross income for 3 years;
- Instead of 10% of taxable income, application of RCIT on regional operating headquarters;
- Standardization of final taxes on foreign corporations to 15%;
- Exemption of foreign sourced dividends received by domestic corporations subject to certain conditions;
- Additional deduction of one-half (1/2) of the value of labor training expenses subject to certain conditions;
- Repeal of the 10% improperly accumulated earnings tax (IAET);
- VAT exemption for medicines for certain critical illnesses; and
- VAT-free importation and sale for 3 years of COVID-19 medicines, personal protective equipment and materials used for their production.

Under the bill, the above changes will be implemented for periods beginning July 1, 2020.

On February 24, 2021, the final version of the CREATE bill as passed by the Bicameral Conference Committee was transmitted to the Office of the President for signing or approval into law. On March 26, 2021, the CREATE bill was passed into law and subsequently called RA No. 11534 or CREATE Act. The CREATE Act will become effective 15 days after complete publication in the Official Gazette or any newspaper of general circulation in the Philippines.

Once applied, the CREATE Act will reduce the Group's net deferred tax assets recognized as of 2020 year-end by an estimated amount of ₱84.0 million loss comprised of ₱37.3 million in profit or loss and ₱46.7 million (reduction) in other comprehensive income.



33. Earnings Per Share

The following reflects the income and share data used in the basic/dilutive EPS computations:

	December 31, 2020	December 31, 2019	December 31, 2018
Net income attributable to equity holders of the parent	₱10,746,720,491	₱9,772,121,586	₱9,204,306,540
Weighted average number of common shares	2,204,161,868	2,204,161,868	2,204,161,868
Basic/dilutive EPS	₱4.88	₱4.43	₱4.18

The weighted average number of common shares excludes the treasury shares. There have been no other transactions involving ordinary shares or potential ordinary shares between the reporting date and the date of completion of these consolidated financial statements.

There were no potential dilutive shares for the years ended December 31, 2020, 2019, and 2018.

34. Related Party Transactions

The Group, in the regular conduct of its business, has entered into transactions with JGSHI, its ultimate parent, and other related parties principally consisting of sales, purchases, advances and reimbursement of expenses, regular banking transactions, leases and, management and administrative service agreements. Transactions with related parties are generally settled in cash.



Intercompany transactions with subsidiaries are eliminated in the accompanying consolidated financial statements. Details of related party transactions are as follows:

December 31, 2020									
Related Party	Category/ Transaction	Amount/ Volume	Cash and Cash Equivalents (Note 7)	Short-term debt (Note 18)	Lease Liability (Note 36)	Trade Receivable (Payable) - net (Notes 10 and 19)	Non-trade Receivable (Payable) - net (Notes 10 and 19)	Terms	Conditions
Ultimate Parent Company	Rental expense	₱121,063,946	₱-	₱-	(₱764,321,855)	₱-	₱-	On demand	Unsecured
	Management services	40,414,311	-	-	-	-	(243,066,092)	On demand	Unsecured
Entities under common control									
Due from related parties	Sales	1,274,143,021	-	-	-	25,245,126	-	On demand; non-interest bearing	Unsecured; no impairment
	Rental income	49,501,228	-	-	-	-	34,688,812	On demand; non-interest bearing	Unsecured; no impairment
	Engineering services	6,664,509	-	-	-	-	61,416,363	On demand; non-interest bearing	Unsecured; no impairment
	Management services	411,141,548	-	-	-	70,348,843	261,615,143	On demand; non-interest bearing	Unsecured; no impairment
	Advances	-	-	-	-	-	689,359,835	On demand; non-interest bearing	Unsecured; no impairment
Due to related parties	Rental expense	211,864,735	-	-	(1,588,880,760)	-	-	On demand	Unsecured
	Purchases	673,852,625	-	-	-	(56,927,174)	-	On demand	Unsecured
	Utilities	262,792,339	-	-	-	-	(40,270,009)	On demand	Unsecured
	Contracted services	137,542,136	-	-	-	(68,741)	4,676	On demand	Unsecured
Cash and cash equivalents	Cash in bank	508,735,676	943,157,274	-	-	-	-	Interest-bearing at prevailing market rate; due and demandable	Unsecured; no impairment
	Money market placements	474,642,999	1,645,648,816	-	-	-	-	Interest-bearing at prevailing market rate; due from 7 to 119 days; with interest ranging from 0.1% to 0.6%	Unsecured; no impairment
	Interest income	9,817,642	-	-	-	1,464,611	-	Due from 7 to 119 days	Unsecured; no impairment
Short-term debt	Short-term debt	200,000,000	-	(200,000,000)	-	-	-	Interest-bearing at prevailing market rate; due within 30 days from availment; with interest of 2.8%	Unsecured
	Interest expense	46,027	-	(46,027)	-	-	-	Due within 30 days	Unsecured
Subsidiaries									
Due from related parties	Sales	2,776,408,565	-	-	-	552,967,141	-	On demand; non-interest bearing	Unsecured; no impairment
	Rental income	22,573,198	-	-	-	-	-		
	Dividend income	357,000,000	-	-	-	-	-		
Due to related parties	Purchases	13,999,697,744	-	-	-	(4,656,218,581)	-	On demand	Unsecured
Joint Venture									
Due from related parties	Sales	52,408,053	-	-	-	14,901,911	-	On demand; non-interest bearing	Unsecured; no impairment
	Rental income	1,498,893	-	-	-	1,923,368	-	On demand; non-interest bearing	Unsecured; no impairment
Due to related parties	Purchases	1,063,089,575	-	-	-	(116,524,260)	-	1 to 30 days; non-interest bearing	Unsecured



December 31, 2019

Related Party	Category/ Transaction	Amount/ Volume	Cash and Cash Equivalents (Note 7)	Lease Liability (Note 36)	Trade Receivable (Payable) - net (Notes 10 and 19)	Non-trade Receivable (Payable) - net (Notes 10 and 19)	Terms	Conditions
Ultimate Parent Company	Rental expense	₱114,348,078	₱-	(₱812,744,581)	₱-	₱-	On demand	Unsecured
	Management services	94,979,667	-	-	-	(133,281,084)	On demand	Unsecured
Entities under common control								
Due from related parties	Sales	1,308,193,620	-	-	116,540,404	-	On demand; non-interest bearing	Unsecured; no impairment
	Rental income	108,059,769	-	-	-	55,497,924	On demand; non-interest bearing	Unsecured; no impairment
	Engineering services	9,557,254	-	-	-	85,785,887	On demand; non-interest bearing	Unsecured; no impairment
	Management services	410,814,202	-	-	98,396,360	203,603,020	On demand; non-interest bearing	Unsecured; no impairment
	Advances	-	-	-	-	676,845,919	On demand; non-interest bearing	Unsecured; no impairment
Due to related parties	Rental expense	123,978,820	-	(1,672,628,370)	-	-	On demand	Unsecured
	Purchases	953,972,641	-	-	(1,728,788)	-	On demand	Unsecured
	Utilities	464,081,720	-	-	-	(50,765,776)	On demand	Unsecured
	Contracted services	125,798,697	-	-	-	3,501,234	On demand; non-interest bearing	Unsecured; no impairment
Cash and cash equivalents	Cash in bank	99,590,571	435,189,020	-	-	-	Interest-bearing at prevailing market rate; due and demandable	Unsecured; no impairment
	Money market placements	1,645,648,816	1,645,648,816	-	-	-	Interest-bearing at prevailing market rate; due from 7 to 71 days; with interest ranging from 1.5% to 2.8%	Unsecured; no impairment
	Interest income	50,723,345	-	-	717,908	-	Due from 11 to 71 days	Unsecured; no impairment
Short-term debt	Short-term debt	-	-	-	-	-		
	Interest expense	-	-	-	-	-		
Subsidiaries								
Due from related parties	Sales	1,802,420,482	-	-	1,025,248,922	-	On demand; non-interest bearing	Unsecured; no impairment
	Rental income	22,558,622	-	-	-	-		
	Dividend income	306,000,000	-	-	-	-		
Due to related parties	Purchases	15,344,794,857	-	-	(255,059,464)	-	On demand	Unsecured
Joint Venture								
Due from related parties	Sales	55,252,314	-	-	12,828,560	-	On demand; non-interest bearing	Unsecured; no impairment
	Rental income	1,427,517	-	-	514,288	-	On demand; non-interest bearing	Unsecured; no impairment
Due to related parties	Purchases	1,034,585,102	-	-	(64,894,000)	-	1 to 30 days; non-interest bearing	Unsecured



December 31, 2018

Related Party	Category/ Transaction	Amount/ Volume	Cash and Cash Equivalents (Note 7)	Trade Receivable (Payable) - net (Notes 10 and 19)	Non-trade Receivable (Payable) - net (Notes 10 and 19)	Terms	Conditions
Ultimate Parent Company	Rental expense	₱10,020,423	₱-	₱-	₱-	On demand	Unsecured
	Management services	63,697,344	-	-	(384,624,521)		
Entities under common control							
Due from related parties	Sales	1,160,637,764	-	4,721,315	-	On demand; non-interest bearing	Unsecured; no impairment
	Rental income	36,985,499	-	-	43,824,848	On demand; non-interest bearing	Unsecured; no impairment
	Engineering services	12,918,430	-	-	178,325,306	On demand; non-interest bearing	Unsecured; no impairment
	Management services	743,572,957	-	-	234,151,630	On demand; non-interest bearing	Unsecured; no impairment
	Advances	-	-	-	702,114,273	On demand; non-interest bearing	Unsecured; with impairment
Due to related parties	Rental expense	85,628,177	-	-	-		
	Purchases	885,671,562	-	(17,252,781)	-	On demand	Unsecured
	Utilities	380,497,664	-	-	(53,943,706)	On demand	Unsecured
	Contracted services	116,083,484	-	-	2,778,671	On demand; non-interest bearing	Unsecured; no impairment
Cash and cash equivalents	Cash in bank	145,020,946	335,598,449	-	-	Interest-bearing at prevailing market rate; due and demandable	Unsecured; no impairment
	Money market placements	(1,832,041,774)	2,216,003,012	-	-	Interest-bearing at prevailing market rate; due from 7 to 90 days; with interest ranging from 1.5% to 5.5%	Unsecured; no impairment
	Interest income	75,013,903	-	3,616,138	-	Due from 7 to 90 days	Unsecured; no impairment
Short-term debt	Short-term debt	-	-	-	-		
	Interest expense	-	-	-	-		
Subsidiaries							
Due from related parties	Sales	1,572,990,693	-	777,622,489	-	On demand; non-interest bearing	Unsecured; no impairment
	Rental income	17,313,222	-	-	-		
	Dividend income	901,900,000	-	-	-		
Due to related parties	Purchases	13,391,836,679	-	(4,709,196,441)	-	On demand	Unsecured
Joint Venture							
Due from related parties	Sales	47,496,986	-	7,316,815	-	On demand; non-interest bearing	Unsecured; no impairment
	Rental income	4,538,682	-	996,778	-	On demand; non-interest bearing	Unsecured; no impairment
Due to related parties	Purchases	1,045,752,811	-	(82,456,142)	-	1 to 30 days; non-interest bearing	Unsecured



The Group maintains savings and current accounts and time deposits with an entity under common control which is a local commercial bank. Cash and cash equivalents earn interest at the prevailing bank deposit rates.

As of December 31, 2020 and 2019, the Group has advances from stockholders amounting to ₱187.9 million and ₱192.7 million, respectively (see Note 19). These advances are non-interest bearing and payable on demand.

Transactions with the retirement plan

The Parent Company entered into an agreement to lease the land of the retirement plan for a period of one (1) year, renewable annually. Rentals incurred amounted to ₱25.3 million for the years ended December 31, 2020 and 2019. Terms are unsecured, noninterest-bearing and payable on demand.

Included in the Group's retirement plan assets are special savings deposits with RBC. As of December 31, 2020 and 2019, special savings deposit with RBC amounting to nil and ₱19.5 million bears annual interest rates ranging from nil and from 0.3% to 3.0%, respectively.

Compensation of Key Management Personnel

The compensation of the Group's key management personnel by benefit type follows:

	December 31, 2020	December 31, 2019	December 31, 2018
Short-term employee benefits	₱250,161,746	₱332,029,853	₱291,597,774
Post-employment benefits	205,220,282	123,379,622	81,989,490
	₱455,382,028	₱455,409,475	₱373,587,264

There are no agreements between the Group and any of its directors and key officers providing for benefits upon termination of employment, except for such benefits to which they may be entitled under the Group's pension plans.

Approval Requirements and Limits on the Amount and Extent of Related Party Transactions

Material related party transactions (MRPT) refers to any related party transaction/s, either individually, or in aggregate over a twelve (12)-month period with the same related party, amounting to ten percent (10%) or higher of the Group's total consolidated assets based on its latest audited financial statements.

All individual MRPT's shall be approved by at least two-thirds (2/3) vote of the BOD, with at least a majority of the Independent Directors voting to approve the MRPT. In case that a majority of the Independent Directors' vote is not secured, the MRPT may be ratified by the vote of the stockholders representing at least two-thirds (2/3) of the outstanding capital stock.

Aggregate RPT transactions within a 12-month period that meets or breaches the materiality threshold shall require the same BOD approval mentioned above.



35. Registration with the BOI

Certain operations of the Parent Company are registered with the BOI as preferred pioneer and nonpioneer activities. As registered enterprises, these entities are subject to some requirements and are entitled to certain tax and non-tax incentives which are considered in the computation of the provision for income tax.

Sugar Millsite - Tolong

On January 14, 2015, Sugar Millsite - Tolong was registered with the BOI as an expanding producer of raw sugar.

Under the terms of the registration and subject to certain requirements, Parent Company is entitled to the following fiscal and non-fiscal incentives: (a) ITH for a period of three (3) years from February 2015 (as an expanding producer raw sugar) or actual start of commercial operations, whichever is earlier but in no case earlier than the date of registration; (b) importation of capital equipment, spare parts and accessories at zero (0) duty from the date of effectivity of Executive Order (EO) No. 70 and its implementing rules and regulations for a period of five (5) years reckoned from the date its registration or until the expiration of EO No. 70 whichever is earlier; (c) additional deduction from taxable income of fifty percent (50%) of the wages corresponding to the increment in number of direct labor for skilled and unskilled workers in the year of availment as against the previous year, if the project meets the prescribed ratio of capital equipment to the number of workers set by the Board. This may be availed of for the first five (5) years from date of registration but not simultaneously with ITH; (d) importation of consigned equipment for a period of ten (10) years from the date of registration, subject to posting of re-export bond; (e) tax credit equivalent to national internal revenue taxes and duties paid on raw materials and supplies and semi-manufactured products used in producing its export product and forming part thereof for a period of ten (10) years from start of commercial operations; (f) exemption from wharfage dues, and any export tax, duty, impost and fee for a period of ten (10) years from the date of registration; (g) employment of foreign nationals; (h) simplifications of customs procedures for the importation of equipment, spare parts, raw materials and supplies.

The ITH entitlement has ended last February 14, 2018.

Sugar Millsite - Sonedco

On June 29, 2018, Sugar Millsite - Sonedco was registered with the BOI as an expanding producer of refined sugar and its by-product (molasses).

Under the terms of the registration and subject to certain requirements, Parent Company is entitled to the following fiscal and non-fiscal incentives: (a) ITH for a period of three (3) years from September 2018 (as an expanding producer of refined sugar and its by-product) or actual start of commercial operation, whichever is earlier but availment shall in no case be earlier than the date of registration; (b) importation of capital equipment, spare parts and accessories at zero (0) duty under EO No. 22 and its implementing rules; (c) exemption from taxes and duties on imported spare parts and consumable supplies for export producers with Customs Bonded Manufacturing Warehouse (CBMW) exporting at least seventy percent (70%) of production; (d) additional deduction for labor expense for a period of five (5) years from registration an amount equivalent to fifty percent (50%) of the wages corresponding to the increment in number of direct labor for skilled and unskilled workers in the year of availment as against the previous year, if the project meets the prescribed ratio of capital equipment to the number of workers set by the Board. This may be availed of for the first five (5) years from the date of registration but not simultaneously with ITH; (e) importation of consigned equipment for a period of ten (10) years from date of registration, subject to posting of re-export bond; (f) employment of foreign nationals; (g) simplification of customs procedures for the



importation of equipment, spare parts, raw materials and supplies; (h) exemption from wharfage dues, and export tax duty, impost and fee for a period of ten (10) years from the date of registration; (i) access to CBMW subject to the BOC rules and regulations, and additional deduction from taxable income equivalent to 100% of expenses incurred in the development of necessary and major infrastructure facilities.

The said expansion started commercial operation on November 27, 2018.

Sugar Millsite - Balayan

On September 8, 2017, Sugar Millsite - Balayan was registered with the BOI as an expanding producer of raw sugar and its by-product (molasses).

Under the terms of the registration and subject to certain requirements, Parent Company is entitled to the following fiscal and non-fiscal incentives: (a) ITH for a period of three (3) years from November 2018 (as an expanding producer of raw sugar and its by-product) or actual start of commercial operation, whichever is earlier but in no case be earlier than the date of registration; (b) importation of capital equipment, spare parts and accessories at zero (0) duty under EO No. 22 and its implementing rules. Only equipment directly needed and exclusively use in its operation shall be entitled to capital equipment incentives; (c) additional deduction from taxable income of fifty percent (50%) of the wages corresponding to the increment in number of direct labor for skilled and unskilled workers in the year of availment as against the previous year, if the project meets the prescribed ratio of capital equipment to the number of workers set by the Board. This may be availed of for the first five (5) years from the date of registration but not simultaneously with ITH; (d) importation of consigned equipment for a period of ten (10) years from date of registration, subject to posting of re-export bond; (e) employment of foreign nationals; and (f) simplification of customs procedures for the importation of equipment, spare parts, raw materials and supplies. The said expansion will start commercial operation early of 2019.

Cogeneration

On September 26, 2014, Cogeneration was registered with the BOI as a Renewable Energy (RE) developer of Bagasse-fired power plant.

Under the terms of the registration and subject to certain requirements, the Parent Company is entitled to the following fiscal and non-fiscal incentives: (a) ITH for a period of seven (7) years at which the RE plant generated the first kilowatt-hour energy after commissioning or testing, or two months from date of commissioning, whichever is earlier; (b) duty-free importation of RE machinery, equipment, and materials including control and communication equipment; (c) tax exemption of carbon credits; (d) special realty tax rates on equipment and machinery, (e) NOLCO during the first three years from the start of commercial operation shall be carried over as a deduction from the gross income as defined in the National Internal Revenue Code (NIRC) for the next seven (7) years immediately following the year of such loss; (f) after availment of the ITH, the enterprise shall pay a corporate tax of 10% on its taxable income as defined in the NIRC, provided that it shall pass on the savings to the end users in the form of lower power rates; (g) the plant, machinery, and equipment that are reasonably needed and actually used for the exploration, development, and utilization of RE resources may be depreciated using a rate not exceeding twice the rate which would have been used had the annual allowance been computed in accordance with the rules and regulations prescribed by the Department of Finance and the provisions of the NIRC; (h) the sale of fuel or power generated by the enterprise from renewable sources of energy such as biomass as well as its purchases of local supply of goods, properties, and services needed for the development, construction, and installation of its plant facilities, and the whole process of exploration and development of RE sources up to its conversion into power shall be subject to zero percent VAT pursuant to NIRC; (i) tax credit equivalent to 100% of the value of VAT and custom duties that would have been paid on the purchase



of RE machinery, equipment, materials and parts had these items been imported shall be given to the enterprise that purchases machinery, equipment, materials and parts from a domestic manufacturer.

Distillery

Producer of bioethanol (anhydrous) under RA 9513

On September 30, 2020, the Parent Company took over the operations of the Distillery from Roxol Bioenergy Corporation (RBC) after executing a Deed of Sale on the purchase of RBC's land and assets. The Distillery operations was registered with the BOI on October 24, 2008 as new producer of bioethanol (anhydrous) and potable (hydrous) ethanol under EO 226.

Per BOI letter dated October 22, 2014, the BOI registration as new producer of bioethanol (anhydrous) was transferred from EO 226 to RA 9513 (Renewable Energy Act of 2008) subject to new terms and conditions.

On February 24, 2021, the Certificate of Accreditation No. DOE-COA-2021-BE003A and Certificate of Registration No. RE-B2013-11-077A were both awarded by the Department of Energy (DOE) to the Parent Company. In addition, on March 24, 2021, the DOE issued a letter of endorsement to the BIR in relation to the Parent Company's application of 10% Corporate Tax Rate for income generated from the Distillery operations.

Under the new terms of the registration under RA 9513, the Parent Company is entitled to the following fiscal and non-fiscal incentives: (a) ITH for seven (7) years reckoned from the date of actual commercial operations, as certified by the DOE; (b) duty-free importation of RE machinery, equipment and materials including control and communication equipment, within the first ten (10) years from the issuance of BOI certificate of registration or until October 23, 2018; (c) tax exemption of carbon credits; (d) special realty tax rates on equipment and machinery; (e) the NOLCO during the first three years from the start of commercial operation shall be carried over as deduction from the gross income as defined in the NIRC for the next seven consecutive taxable years immediately following the year of such loss; (f) after availment of the ITH, the enterprise shall pay a corporate tax of 10% on its taxable income as defined in the NIRC; (g) the plant, machinery, and equipment that are reasonably needed and actually used for the exploration, development and utilization of RE resources may be depreciated using a rate not exceeding twice the rate which would have been used had the annual allowance been computed in accordance with the rules and regulations prescribed by the Department of Finance and the provisions of the NIRC. The enterprise that applies for accelerated depreciation shall no longer be eligible to avail of the ITH; (h) the sale of power generated by the enterprise as well as its purchases of local supply of goods, properties, and services needed for the development, construction, and installation of its plant facilities, and the whole process of exploration and development of RE sources up to its conversion into power shall be subject to zero percent VAT pursuant to NIRC; (i) the enterprise may be entitled to a cash generation-based incentive per kilowatt-hour rate generated, equivalent to 50% of the universal charge of power needed to service missionary areas, chargeable against the universal charge for missionary electrification; (j) tax credit equivalent to 100.0% of the value of VAT and custom duties that would have been paid on the RE machinery, equipment, materials and parts had these items been imported shall be given to the enterprise that purchases machinery, equipment, materials and parts from a domestic manufacturer.



Renewable energy developer of biomass resources

On August 28, 2013, Distillery was registered with the BOI as a manufacturer of bio-ethanol (fuel grade ethanol).

Under the terms of the registration and subject to certain requirements, the Parent Company is entitled to the following fiscal and non-fiscal incentives: (a) ITH for a period of seven (7) years from March 2014 or date of commissioning, whichever is earlier; (b) duty-free importation of RE machinery, equipment, and materials including control and communication equipment; (c) tax exemption of carbon credits; (d) special realty tax rates on equipment and machinery (e) NOLCO during the first three years from the start of commercial operation shall be carried over as a deduction from the gross income as defined in the NIRC for the next seven (7) years immediately following the year of such loss; (f) after availment of the ITH, the enterprise shall pay a corporate tax of 10.0% on its taxable income as defined in the NIRC, provided that it shall pass on the savings to the end users in the form of lower power rates; (g) the plant, machinery, and equipment that are reasonably needed and actually used for the exploration, development, and utilization of RE resources may be depreciated using a rate not exceeding twice the rate which would have been used had the annual allowance been computed in accordance with the rules and regulations prescribed by the Department of Finance and the provisions of the NIRC. The enterprise that applies for accelerated depreciation shall no longer be eligible to avail of the ITH; (h) the sale of fuel or power generated by the enterprise from renewable sources of energy such as biomass as well as its purchases of local supply of goods, properties, and services needed for the development, construction, and installation of its plant facilities, and the whole process of exploration and development of RE sources up to its conversion into power shall be subject to zero percent VAT pursuant to NIRC; (i) tax credit equivalent to 100.0% of the value of VAT and custom duties that would have been paid on the purchase of RE machinery, equipment, materials and parts had these items been imported shall be given to the enterprise that purchases machinery, equipment, materials and parts from a domestic manufacturer.

Robina Farms (RF) - Poultry

Expanding producer of table eggs

On July 23, 2018, RF - Poultry was registered as an expanding producer of table eggs for the new commercial layer houses, with a non-pioneer status.

RF - Poultry is eligible to the grant of the following incentives: (a) ITH for three (3) years from July 2018 or actual start of commercial operations, whichever is earlier, but shall not be earlier than the date of registration. Income qualified for ITH shall be limited to the income directly attributable to the eligible revenue generated from registered project; (b) exemption from taxes and duties on imported spare parts and consumable supplies with CBMW exporting at least seventy percent (70%) of production; (c) additional deduction for a period of five (5) years from registration an amount equivalent to fifty percent (50%) of wages corresponding to the increment in number of direct labor for skilled and unskilled workers in the year of availment as against the previous year; (d) importation of consigned equipment for a period of ten (10) years from date of registration subject to posting of re-export bond; (e) employment of foreign nationals; (f) simplification of customs procedures for the importation of equipment, spare parts, raw materials and supplies; (g) exemption from wharfage dues, and any export tax, duty, impost and fee for a period of ten years from date of registration; (h) access to CBMW subject to customs rules and regulations; and (i) additional deduction from taxable income equivalent to 100% of expenses incurred in the development of necessary and major infrastructure facilities.



Expanding producer of parent stock day-old chicks and producer of table eggs and its by-products
On January 30, 2008, RF - Poultry was registered with the BOI as an expanding producer of parent stock day-old chicks. On June 4 of the same year, it was registered as a new producer of table eggs and its by-products. Both activities are on a nonpioneer status.

Under the terms of the registration and subject to certain requirements, RF - Poultry is entitled to the following fiscal and non-fiscal incentives: (a) ITH for a period of three (3) years from October 2008 (as an expanding producer of parent stock day-old chicks) and for a period of four (4) years from October 2009 (as a new producer of table eggs and its by-products); (b) additional deduction from taxable income on wages subject to certain terms and conditions; (c) employment of foreign nationals; (d) tax credit equivalent to the national internal revenue taxes and duties paid on raw materials and supplies and semi-manufactured products used in producing its export product and forming part thereof for a period of ten (10) years from start of commercial operations; (e) simplification of customs procedures for the importation of equipment, spare parts, raw materials and supplies; (f) access to CBMW subject to Custom rules and regulations, provided firm exports at least 70.0% of production output; (g) exemption from wharfage dues, any export tax, duty, impost and fees for a period of ten (10) years from date of registration; (h) importation of consigned equipment for a period of ten (10) years from the date of registration, subject to the posting of re-export bond; (i) exemption from taxes and duties on imported spare parts and consumable supplies for export producers with CBMW exporting at least 70.0% of production; (j) tax and duty exemption on the imported breeding stocks and genetic materials within ten (10) years from the date of registration; and (k) tax credit on tax and duty portion of domestic breeding stocks and genetic materials within ten (10) years from the date of registration.

Robina Farms (RF) - Hogs

Expanding producer of finisher hogs

On October 28, 2019, RF - Hogs was registered with the BOI as a new producer of processed meat products, with a non-pioneer status.

Under the terms of the registration and subject to certain requirements, the Parent Company is entitled to the following fiscal and non-fiscal incentives: (a) ITH for a period of four (4) years from October 2019 or actual start of commercial operations, whichever is earlier, but availment shall not be earlier than the date of registration. The income qualified for ITH shall be limited to the income directly attributable to the eligible revenue generated from registered project. The enterprise can avail of bonus year subject to certain terms and conditions provided that the aggregate ITH availment (regular and bonus years) shall not exceed eight (8) years; (b) importation of capital equipment, spare parts and accessories at zero (0) duty under Executive Order No. 85 and its Implementing Rules and Regulation; (c) exemption from taxes and duties on imported spare parts and consumable supplies for export producers with CBMW exporting at least seventy percent (70%) of production; (d) additional deduction for labor expense for a period of five (5) years from registration an amount equivalent to fifty percent (50%) of the wages corresponding to the increment in number of direct labor for skilled and unskilled workers in the year of availment as against the previous year, subject to certain terms and conditions; (e) importation of consigned equipment for a period of ten (10) years from date of registration subject to posting of re-export bond; (f) employment of foreign nationals; (g) simplification of Customs procedures for the importation of equipment, spare parts, raw materials and supplies; (h) exemption from wharfage dues, and any export tax, duty, impost and fee for a period of ten (10) years from date of registration; (i) access to CBMW subject to the Customs rules and regulations; (j) tax and duty exemption on imported breeding stocks and genetic materials within ten (10) years from the date of registration; and (k) tax credit on tax and duty portion of domestic breeding stocks and genetic materials within ten (10) years from date of registration.



Expanding producer of finisher hogs

On January 30, 2008, RF - Hogs was registered with the BOI as an expanding producer of finisher hogs in RF 11, Antipolo City and RF 12, Bulacan on a nonpioneer status. Under the terms of the registration and subject to certain requirements, RF - Hogs is entitled to the following fiscal and non-fiscal incentives: (a) ITH for a period of three (3) years from October 2009 but only from the sales generated from the registered projects; (b) additional deduction from taxable income on wages subject to certain terms and conditions; (c) employment of foreign nationals; (d) tax credit equivalent to the national internal revenue taxes and duties paid on raw materials and supplies and semi-manufactured products used in producing its export product and forming part thereof for a period of ten (10) years from start of commercial operations; (e) simplification of customs procedures for the importation of equipment, spare parts, raw materials and supplies; (f) access to CBMW subject to custom rules and regulations, provided firm exports at least 70% of production output; (g) exemption from wharfage dues, any export tax, duty, impost and fees for a period of ten (10) years from date of registration; (h) importation of consigned equipment for a period of ten (10) years from the date of registration, subject to the posting of re-export bond; (i) exemption from taxes and duties on imported spare parts and consumable supplies for export producers with CBMW exporting at least 70% of production; (j) tax and duty exemption on the imported breeding stocks and genetic materials within ten (10) years from the date of registration; and (k) tax credit on tax and duty portion of domestic breeding stocks and genetic materials within ten (10) years from the date of registration.

URC Flour

On December 5, 2018, URC Flour was registered with the BOI as an expanding producer of flour, with a non-pioneer status.

Under the terms of the registration and subject to certain requirements, the Parent Company is entitled to the following fiscal and non-fiscal incentives: (a) ITH for a period of three (3) years from July 2019 or actual start of commercial operations, whichever is earlier but availment shall not be earlier than the date of registration. The income qualified for ITH shall be limited to the income directly attributable to the eligible revenue generated from registered project; (b) importation of capital equipment, spare parts and accessories at zero (0) duty under Executive Order No. 57 and its Implementing Rules and Regulations; (c) exemption from taxes and duties on imported spare parts and consumable supplies for export producers with CBMW exporting at least seventy percent (70%) of production; (d) additional deduction for labor expense for a period of five (5) years from registration an amount equivalent to fifty percent (50%) of the wages corresponding to the increment in number of direct labor for skilled and unskilled workers in the year of availment as against the previous year, subject to certain terms and conditions; (e) importation of consigned equipment for a period of ten (10) years from date of registration subject to posting of re-export bond; (f) employment of foreign nationals; (g) simplification of Customs procedures for the importation of equipment, spare parts, raw materials and supplies; (h) exemption from wharfage dues, and any export tax, duty, impost and fee for a period of ten (10) years from date of registration; (i) access to CBMW subject to the Customs rules and regulations; and (j) additional deduction from taxable income equivalent to 100% of expenses incurred in the development of necessary and major infrastructure facilities.



36. Commitments and Contingencies

Milling Contracts

Milling contracts with various planters provide for a 60%-70% share to the planters (including related parties) and 30%-40% share to the Group of sugar and molasses produced from sugar canes milled. The Sugar Industry Development Act of 2015 provides that, to ensure the immediate payment of farmers and secure their income from sugarcane, farmers may enter into any payment method with the sugar mill.

Sugar under Custody but Not Owned

As of December 31, 2020 and 2019, the Group has in its custody sugar owned by several quedan holders amounting to ₱1.6 billion (963,224 Lkg) and ₱0.9 billion (509,203 Lkg), respectively. The said volume of sugar is not reflected in the consolidated statements of financial position since this is not owned by the Group. The Group is accountable to both quedan holders and sugar traders for the value of these trustee sugar or their sales proceeds.

Leases

The Group's leases mostly pertain to land, office spaces, warehouses, machinery and equipment, transportation equipment and furniture and fixtures. Leases of land, office spaces, warehouses, machinery and equipment, transportation equipment and furniture and fixtures generally have terms ranging from two (2) to thirty (30) years.

Right-of-use Assets

Set out below are the carrying amounts of ROU assets recognized and the movements during the year ended December 31, 2020 and 2019:

	As of and for the year ended December 31, 2020					
	Land and Land improvements	Buildings and Improvements	Machinery and Equipment	Transportation Equipment	Furniture and Fixture	Total
Cost						
Balance at beginning of year	₱1,061,412,216	₱3,132,730,630	₱53,335,968	₱26,272,904	₱3,561,600	₱4,277,313,318
Additions	–	3,093,822,172	9,489,761	(172,815)	1,507,895	3,104,647,013
Other adjustments	(1,499,799)	30,532,721	(5,274,161)	(1,544,837)	(3,454,127)	18,759,797
Balance at end of year	1,059,912,417	6,257,085,523	57,551,568	24,555,252	1,615,368	7,400,720,128
Accumulated Depreciation						
Balance at beginning of year	105,990,119	518,359,253	31,326,481	5,920,992	2,136,960	₱663,733,805
Depreciation	105,953,754	555,433,937	22,970,297	7,618,849	2,853,858	694,830,695
Other adjustments	72,425	35,282,835	(4,930,241)	(874,317)	(3,375,450)	26,175,252
Balance at end of year	212,016,298	1,109,076,025	49,366,537	12,665,524	1,615,368	1,384,739,752
Net Book Value at End of Year	₱847,896,119	₱5,148,009,498	₱8,185,031	₱11,889,728	₱–	₱6,015,980,376

	As of and for the year ended December 31, 2019					
	Land and Land improvements	Buildings and Improvements	Machinery and Equipment	Transportation Equipment	Furniture and Fixture	Total
Cost						
Balance at beginning of year, as restated	₱1,060,064,680	₱2,088,618,728	₱45,618,627	₱11,045,050	₱3,684,027	₱3,209,031,112
Additions	–	1,157,519,075	10,635,792	19,945,336	–	1,188,100,203
Other adjustments	1,347,536	(113,407,173)	(2,918,451)	(4,717,482)	(122,427)	(119,817,997)
Balance at end of year	1,061,412,216	3,132,730,630	53,335,968	26,272,904	3,561,600	4,277,313,318
Accumulated Depreciation						
Balance at beginning of year	–	–	–	–	–	–
Depreciation	105,949,615	522,350,920	33,077,712	10,252,506	2,142,718	673,773,471
Other adjustments	40,504	(3,991,667)	(1,751,231)	(4,331,514)	(5,758)	(10,039,666)
Balance at end of year	105,990,119	518,359,253	31,326,481	5,920,992	2,136,960	663,733,805
Net Book Value at End of Year	₱955,422,097	₱2,614,371,377	₱22,009,487	₱20,351,912	₱1,424,640	₱3,613,579,513



Lease Liabilities

The rollforward analysis of the Group's lease liabilities as at December 31, 2020 and 2019 follow:

	2020	2019
As at January 1	₱3,721,018,209	₱3,164,447,472
Additions	3,104,647,013	1,165,463,043
Accretion (Note 30)	385,939,191	188,347,893
Payments	(830,570,104)	(753,266,948)
Other adjustments	297,522,254	(43,973,251)
As at December 31	₱6,678,556,563	₱3,721,018,209

The maturity analysis of lease liabilities is disclosed in Note 4, *Financial Risk Management Objectives and Policies*.

Summarized below are the amounts recognized in the 2020 and 2019 consolidated statement of comprehensive income in relation to the Group's leases:

	2020	2019
Cost of Sales		
Cost of services - depreciation of ROU assets	₱410,674,528	₱426,142,766
Rent expense - short term leases	184,028,580	205,284,893
	594,703,108	631,427,659
Operating Expenses		
Selling and distribution costs:		
Depreciation of ROU assets	₱114,758,979	₱189,087,851
Rent expense - short term leases	572,155,505	452,763,162
General and administrative expenses:		
Depreciation of ROU assets	117,597,117	117,495,626
Rent expense - short term leases	79,864,265	229,404,741
	884,375,866	988,751,380
Finance Cost and Other Charges - Accretion of Lease Liabilities	₱385,939,191	₱188,347,893
Rent Income	₱79,747,622	₱117,385,869

Operating Lease Commitments - Group as a Lessor

The Group has entered into (1) one-year renewable, noncancellable leases with various related parties covering certain land and buildings where office spaces are located. Future minimum rentals receivable under noncancellable operating leases amounted to ₱72.1 million, ₱72.5 million, and ₱73.3 million for the years ended December 31, 2020, 2019, and 2018, respectively.

Operating Lease Commitments - Group as a Lessee

The Group leases land where certain of its facilities are located. The operating lease agreements are for periods ranging from one to twenty years from the date of the contracts and are renewable under certain terms and conditions. The Group's rentals incurred on these leases (included under 'Cost of sales, 'Selling and distribution costs' and 'General and administrative expenses' in the consolidated statements of income) amounted to ₱836.0 million, ₱887.6 million, and ₱937.6 million for the years ended December 31, 2020, 2019, and 2018, respectively.



Future minimum rentals payable under noncancellable operating leases follow:

	December 31, 2020	December 31, 2019	December 31, 2018
Within one year	₱829,801,162	₱744,058,305	₱752,048,217
After one year but not more than five years	2,961,540,951	2,195,913,016	1,362,757,872
More than five years	6,069,158,735	2,718,442,085	464,770,770
	₱9,860,500,848	₱5,658,413,406	₱2,579,576,859

Others

The Group has various contingent liabilities arising in the ordinary conduct of business which are under either pending decision by the courts, arbitration or being contested, the outcomes of which are not presently determinable. In the opinion of management and its legal counsel, the eventual liability under these lawsuits or claims, if any, will not have a material or adverse effect on the Group's financial position and results of operations. The information usually required by PAS 37, *Provisions, Contingent Liabilities and Contingent Assets*, is not disclosed on the grounds that it can be expected to prejudice the outcome of these lawsuits, claims, arbitration and assessments.

37. Supplemental Disclosure to Cash Flow Statements

The Group's noncash activities are as follows:

	December 31, 2020	December 31, 2019	December 31, 2018
Cumulative translation adjustment (Note 23)	(₱1,333,855,802)	₱1,197,749,346	₱1,630,309,574
Sale of equity interest without loss of control (Note 22)	–	513,794,155	–

Reclassifications between accounts considered in the preparation of cash flow statement for the year ended December 31, 2018 include: (a) from investment properties to property, plant and equipment with book value of ₱5.6 million (see Note 17); and (b) from investments in joint ventures to investment in subsidiaries amounting to ₱222.8 million (see Note 16).

The table below provides for the changes in liabilities arising from financing activities:

	Short-term debts	Long-term debts	Total liabilities from financing activities
January 1, 2020	₱3,848,485,273	₱30,386,077,608	₱34,234,562,881
Cash flows from availment	2,125,000,000	–	2,125,000,000
Cash flows from settlement	(3,202,003,095)	–	(3,202,003,095)
Foreign exchange movement/CTA	(102,691,982)	853,097,627	750,405,645
Others	–	98,375,901	98,375,901
December 31, 2020	₱2,668,790,196	₱31,337,551,136	₱34,006,341,332

	Short-term debts	Long-term debts	Total liabilities from financing activities
January 1, 2019	₱2,461,385,106	₱31,457,123,882	₱33,918,508,988
Cash flows from availment	2,100,000,000	–	2,100,000,000
Cash flows from settlement	(771,313,583)	–	(771,313,583)
Foreign exchange movement/CTA	58,413,750	(1,171,744,302)	(1,113,330,552)
Others	–	100,698,028	100,698,028
December 31, 2019	₱3,848,485,273	₱30,386,077,608	₱34,234,562,881



38. Approval for the Release of the Financial Statements

The accompanying consolidated financial statements of the Group were authorized for issue by the AC and the BOD on April 5, 2021.



- 153 -

INDEPENDENT AUDITORS' REPORT ON SUPPLEMENTARY SCHEDULE

The Stockholders and the Board of Directors
Universal Robina Corporation
8th Floor, Tera Tower, Bridgetowne
E. Rodriguez, Jr. Avenue (C5 Road)
Ugong Norte, Quezon City, Metro Manila

We have audited, in accordance with Philippine Standards on Auditing, the consolidated financial statements of Universal Robina Corporation and Subsidiaries (the Group) as at December 31, 2020 and 2019, for each of the three years in the period ended December 31, 2020, included in this Form 17-A and have issued our report thereon dated April 5, 2021. Our audits were made for the purpose of forming an opinion on the basic consolidated financial statements taken as a whole. The schedules listed in the Index to Consolidated Financial Statements and Supplementary Schedules are the responsibility of the Group's management. These schedules are presented for purposes of complying with Securities Regulation Code Rule 68, As Amended (2011) and are not part of the basic consolidated financial statements. These schedules have been subjected to the auditing procedures applied in the audit of the basic consolidated financial statements and, in our opinion, fairly state, in all material respects, the information required to be set forth therein in relation to the basic consolidated financial statements taken as a whole.

SYCIP GORRES VELAYO & CO.

Miguel U. Ballelos Jr.

Miguel U. Ballelos, Jr.

Partner

CPA Certificate No. 109950

SEC Accreditation No. 1566-AR-1 (Group A),

April 3, 2019, valid until April 2, 2022

Tax Identification No. 241-031-088

BIR Accreditation No. 08-001998-114-2019,

January 28, 2019, valid until January 27, 2022

PTR No. 8534220, January 4, 2021, Makati City

April 5, 2021

